



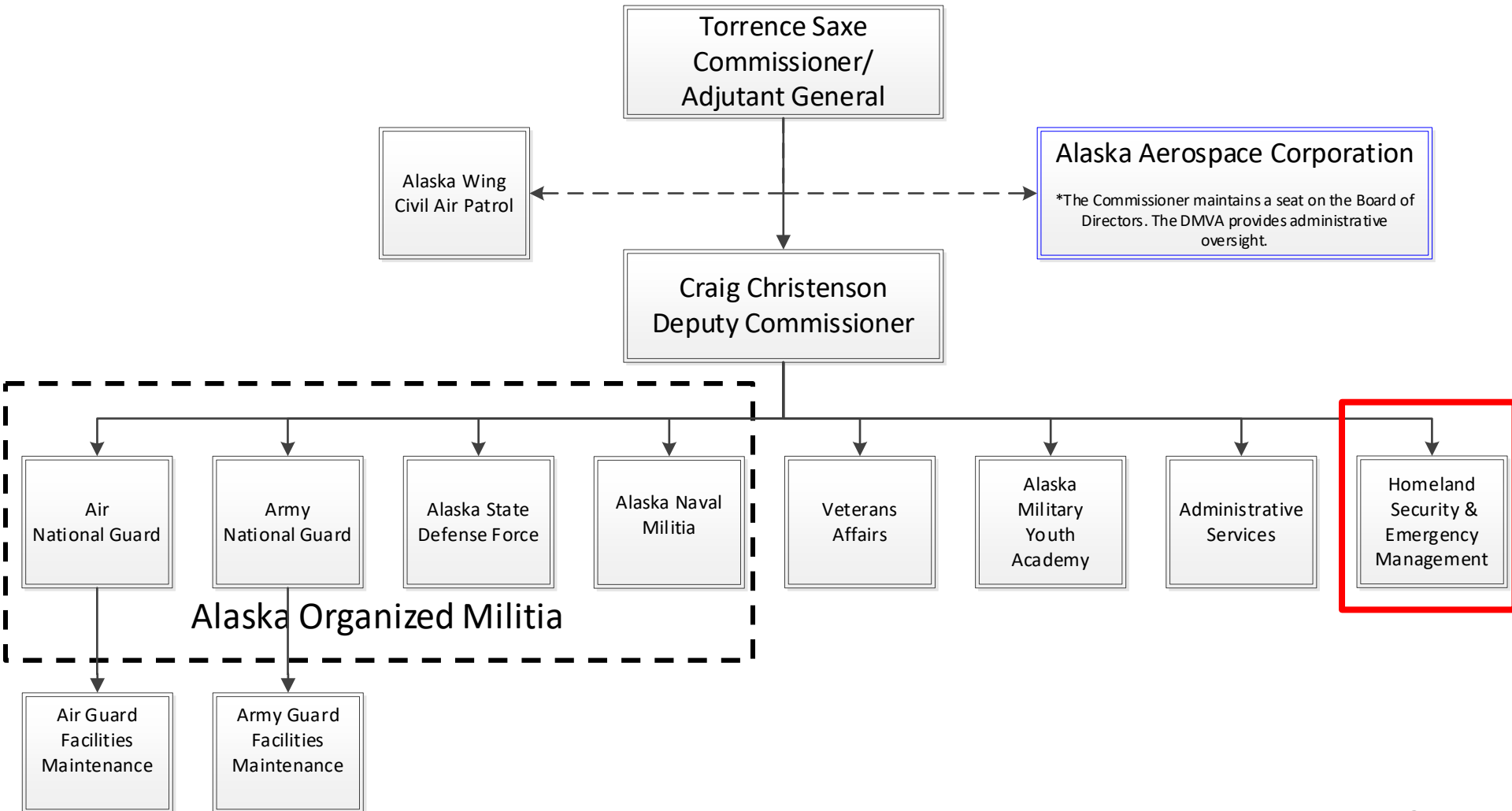
# Division of Homeland Security And Emergency Management Preparedness and Planning Programs

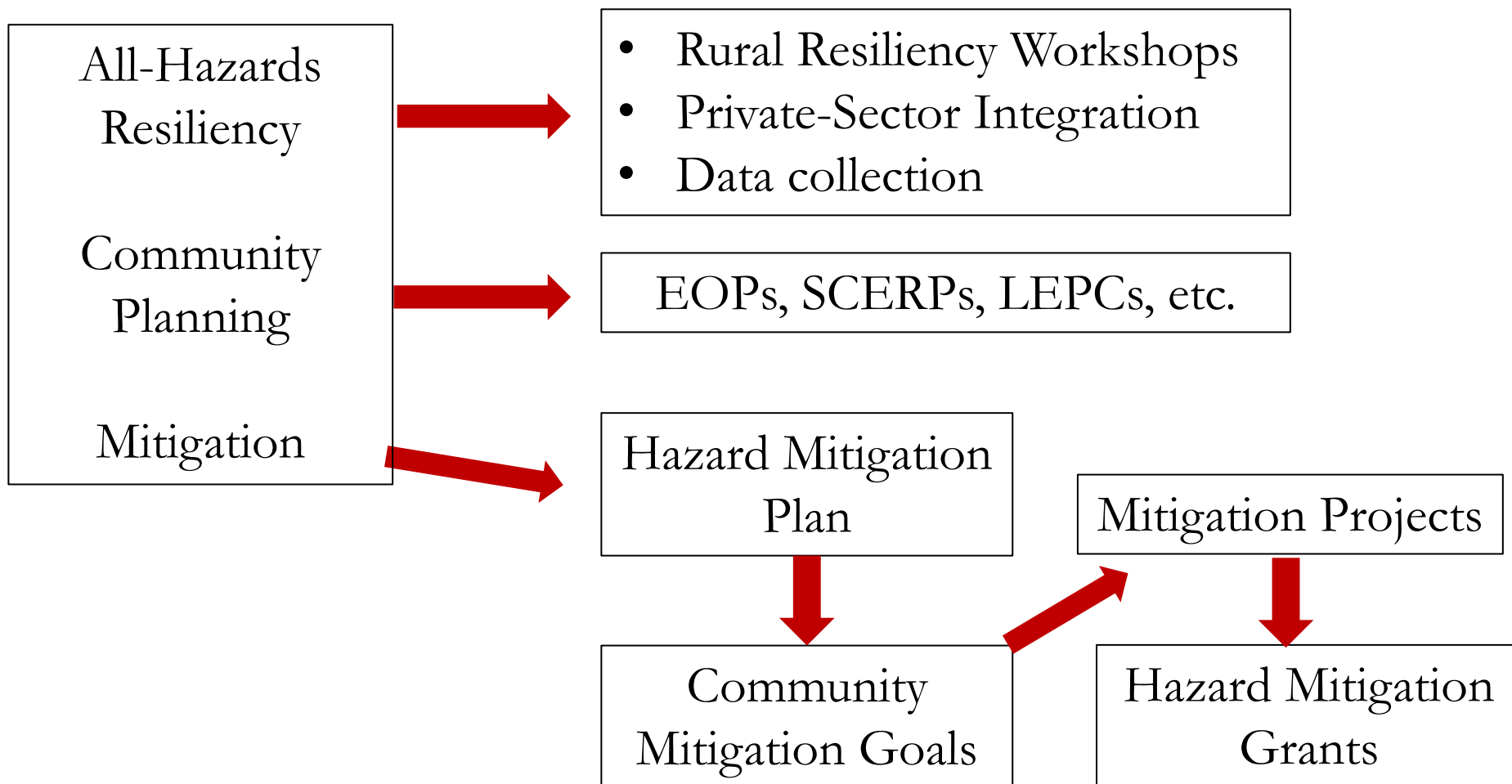


Presentation to the Senate State Affairs Committee  
February 3, 2026  
Bryan Fisher, Director



# Organization







# SCERP: a Document and a Process



## The SCERP is:

- A customizable, community-specific document to assist Alaskans in disaster planning and response
- Designed as an easy-to-read, checklist-style plan
- A process of informing the community of critical locations, contacts, and resources available to them

INSERT COMMUNITY NAME  
SMALL COMMUNITY EMERGENCY RESPONSE PLAN  
Year

- Know this information and how your community will use it during an event.
- Practice this plan. For more information, contact DHS&EM Exercise Team at 907-428-7000.
- Hang this flipchart on the wall for easy access. Choose several different locations where your team can find it quickly when needed, such as next to fire alarms.
- Update contact information annually, or more often. Provide updates to the SEOC.

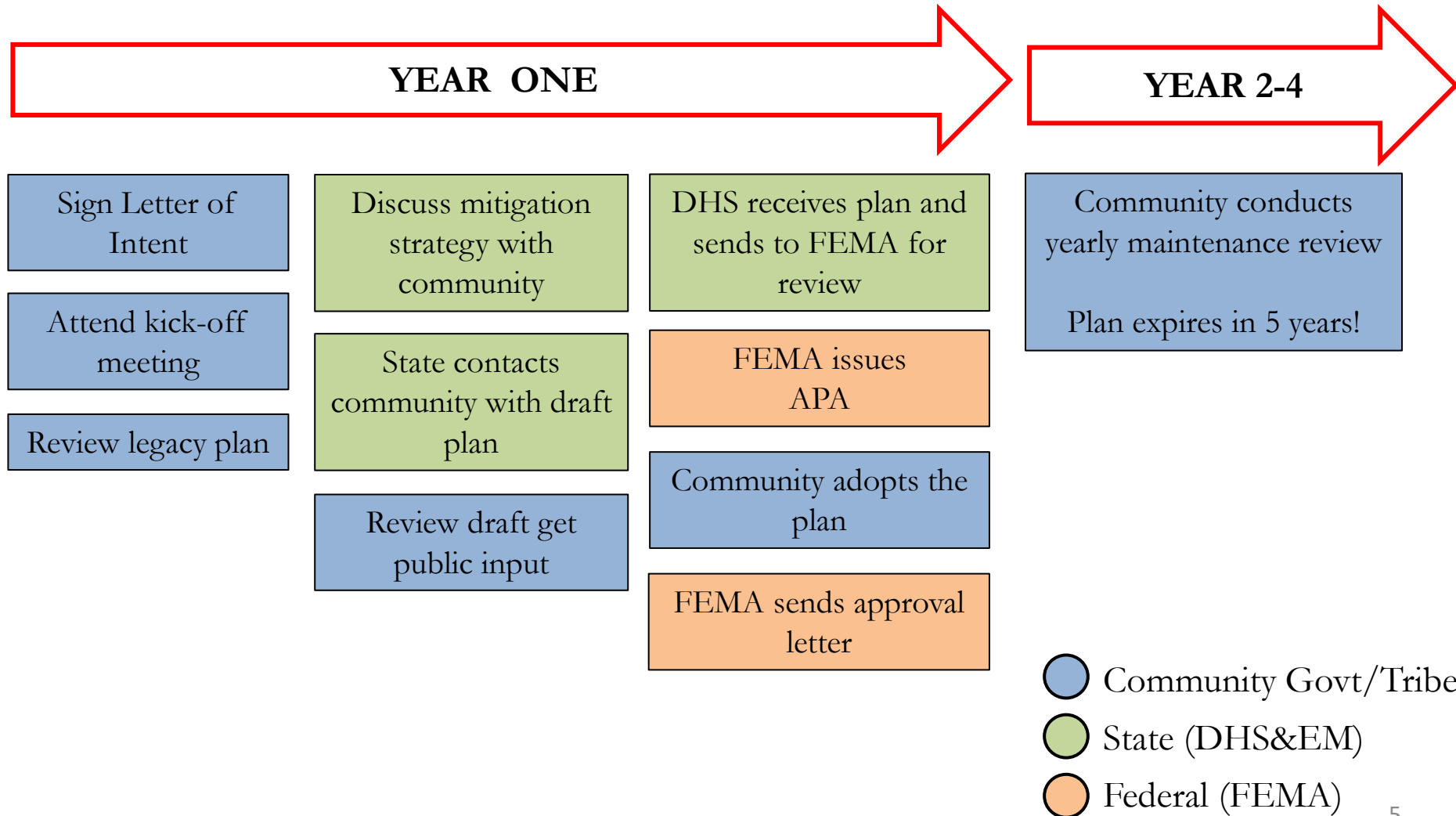
**For disaster assistance 24 hours a day**  
Call the State Emergency Operations Center (SEOC)  
**1-800-478-2337**

**SMALL COMMUNITY EMERGENCY RESPONSE PLAN**

SEOC CONTACT INFORMATION	24 HOUR SUPPORT
SAMPLE INCIDENT COMMAND SYSTEM (ICS) ORGANIZATION CHART	
ICS ROLES AND RESPONSIBILITIES	
IF YOU HAVE ADVANCE WARNING	TAKE PRECAUTIONARY MEASURES
THE FIRST 4 HOURS	BEGIN RESPONSE
THE FIRST 12 HOURS	PREPARE FOR SUSTAINED RESPONSE
THE FIRST 24 HOURS	SUSTAIN EMERGENCY RESPONSE OPERATIONS
THROUGH 48 HOURS	STABILIZE SUPPORT FOR AFFECTED AREAS
THROUGH 72 HOURS	SUSTAINED OPERATIONS
BEYOND 72 HOURS	TRANSITIONING TO RECOVERY
SHELTERING vs. EVACUATION	CRITICAL DECISIONS AND ACTIONS
SHELTERING	OPERATING THE SHELTER
EVACUATION	COMMUNITY MAP
EVACUATION	RETURNING HOME
MEDICAL	CLINIC AND MEDICAL SPECIALIST OPERATIONS
DAMAGE ASSESSMENT AND RESOURCE REQUESTS	LIFE, SAFETY, AND SERVICES
DISASTER DECLARATION	REQUESTING STATE ASSISTANCE
STATE AND FEDERAL AGENCY CONTACT INFORMATION	
COMMUNITY CRITICAL INFRASTRUCTURE	



# Hazard Mitigation Plan Development Process





# Mitigation Projects – Funding Sources



## Building Resilient Infrastructure in Communities (BRIC)



- Annual Federal funding opportunity
- Community pays 25% cost share
- Competes with other eligible projects nation-wide

## Hazard Mitigation Grant Program (HMGP)



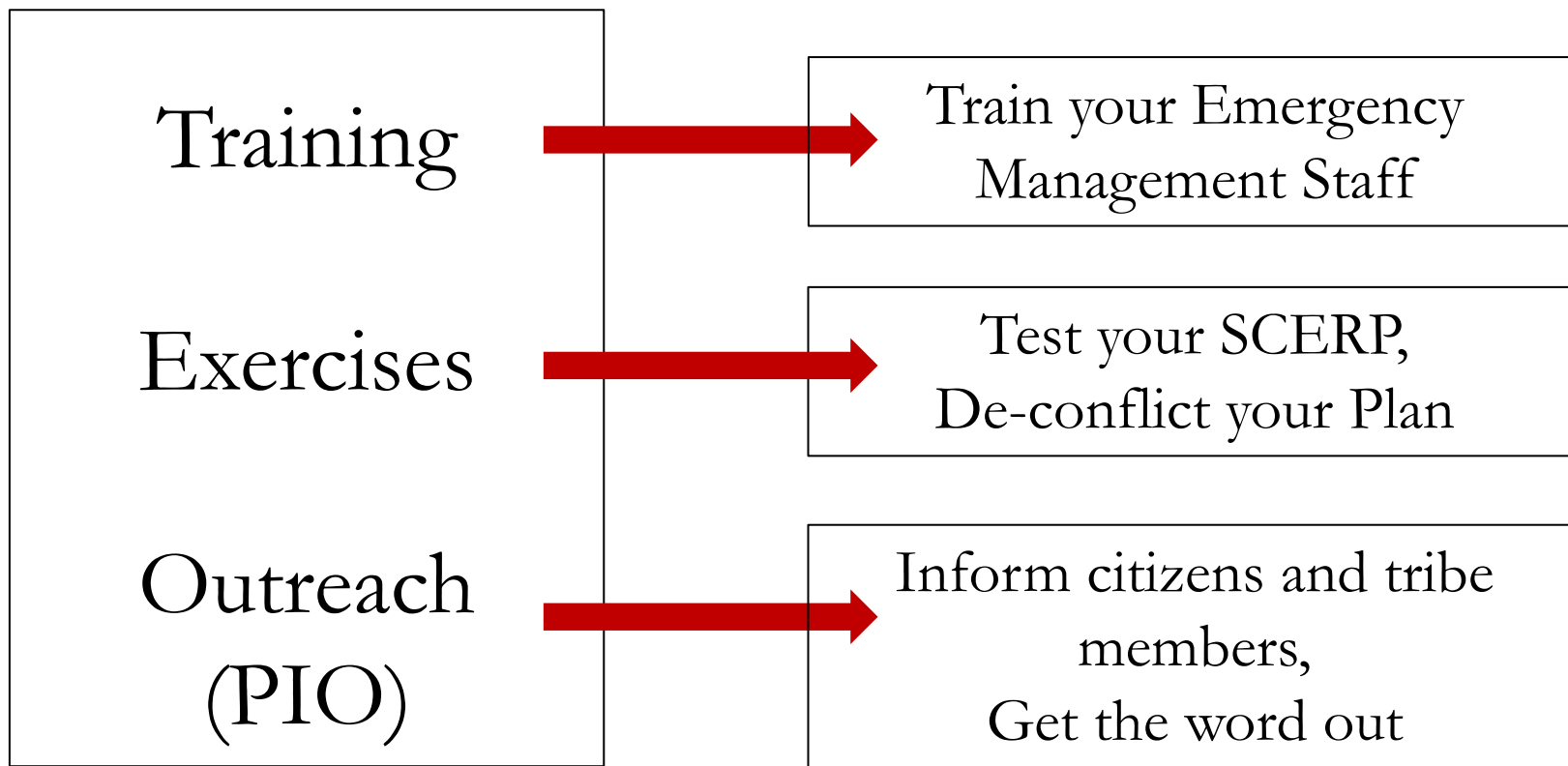
- Portion of Federal funding when a disaster occurs
- NOFA is based on federally declared disaster anywhere in State
- State pays 25% cost share
- Competes with other eligible projects state-wide

- Community/Tribe/Borough must have an adopted, FEMA-approved Hazard Mitigation Plan (HMP)
- In order to be eligible, projects must be registered in HMP and be “Shovel-Ready”
- Grant application requires extensive documentation, including a Benefit-Cost Analysis (BCA)





# Preparedness





**Bryan Fisher**

**Director, Division of Homeland Security and Emergency Management**

Email: [b.fisher@alaska.gov](mailto:b.fisher@alaska.gov)

Phone: 907-428-7096