

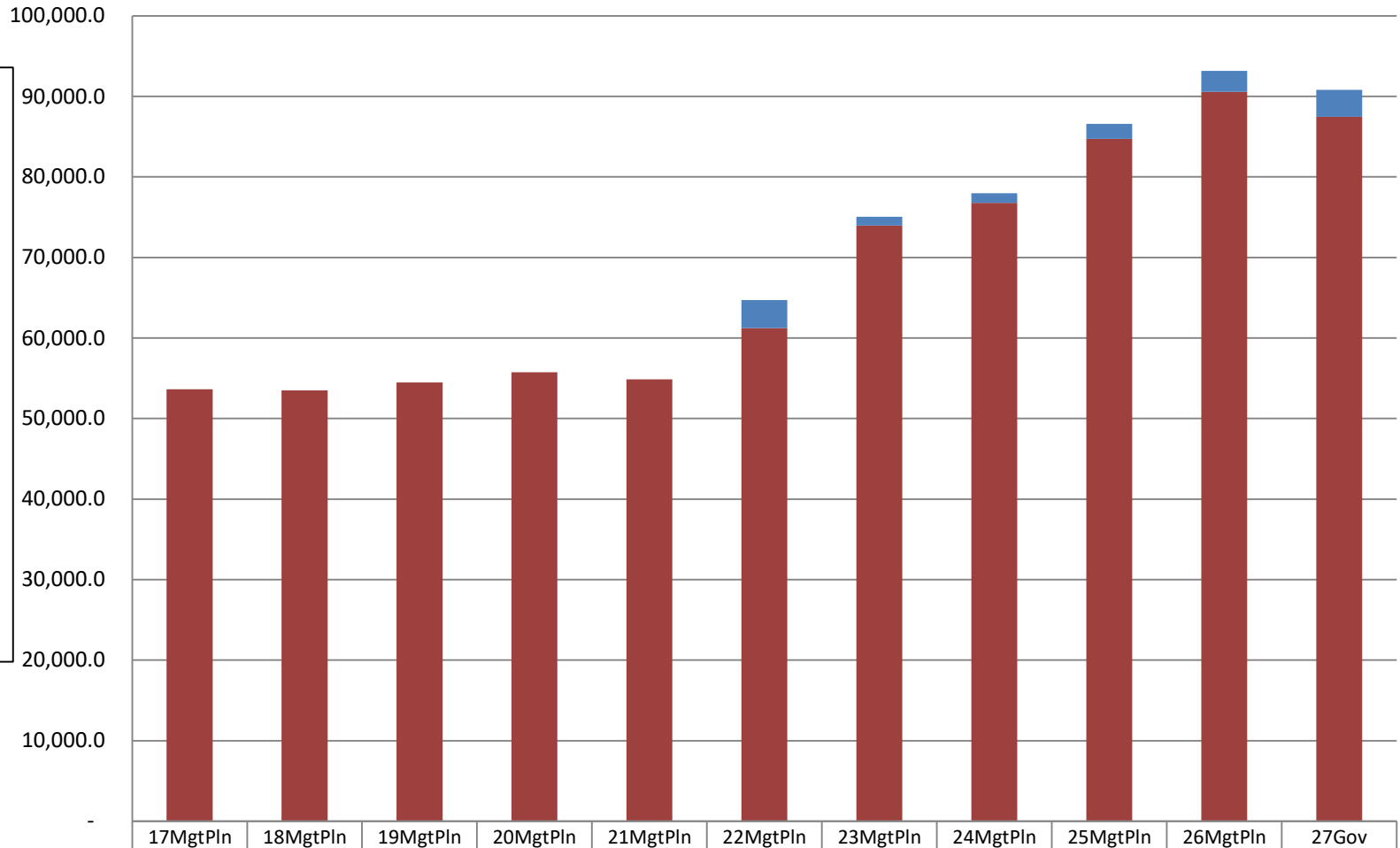
Department of Law

Total General Fund Budget

(\$ Thousands)

The Department's GF budget increased by **\$37.2 million** between FY17 and FY27 - an average annual growth rate of **5.4%**.

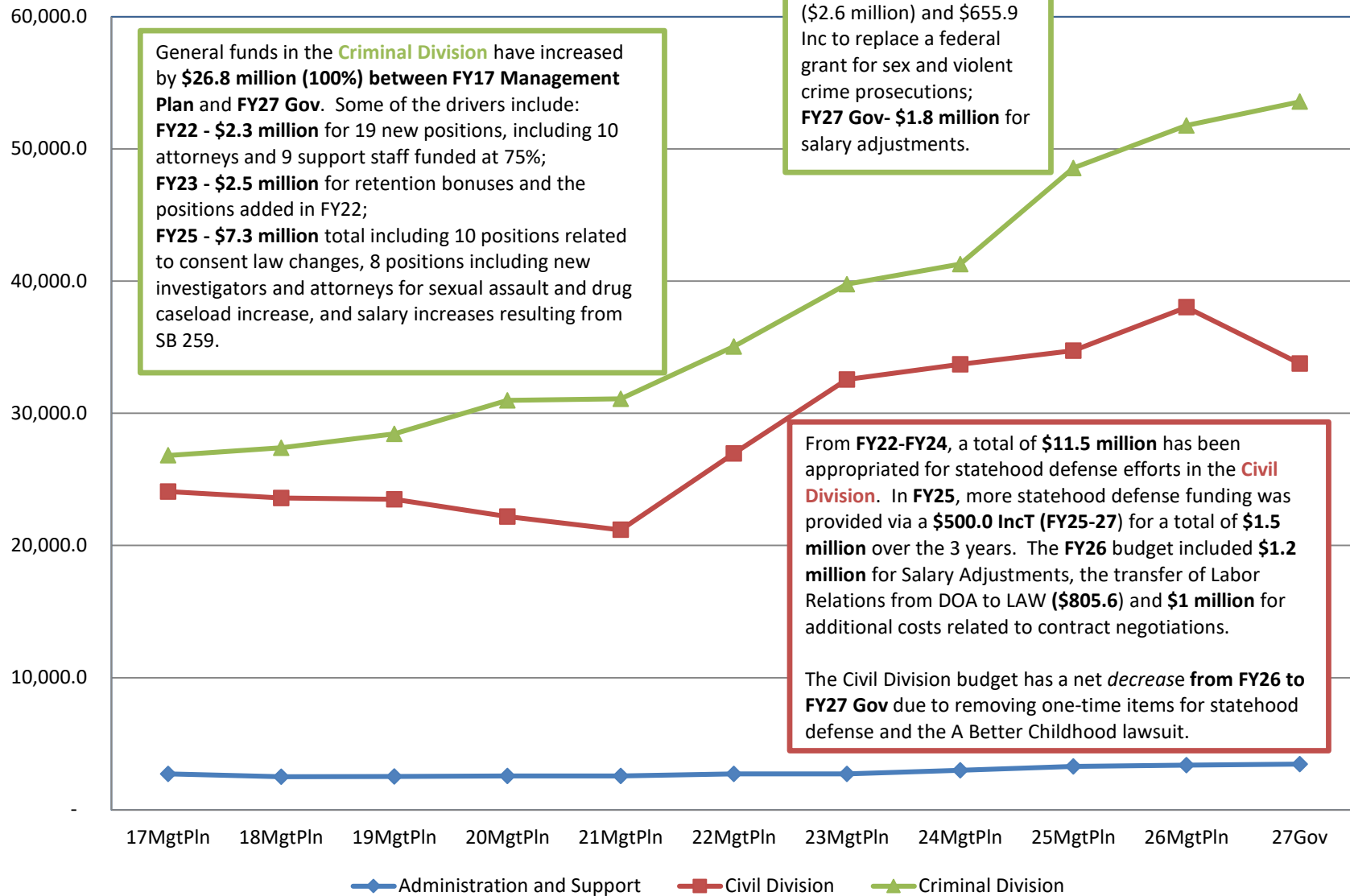
The **FY27 GF** budget equates to **\$285 per resident worker** based on **319,112** resident workers.



	17MgtPln	18MgtPln	19MgtPln	20MgtPln	21MgtPln	22MgtPln	23MgtPln	24MgtPln	25MgtPln	26MgtPln	27Gov
% of All Agencies' Budgets	1.1%	1.2%	1.2%	1.2%	1.1%	1.4%	1.5%	1.5%	1.6%	1.7%	1.6%
■ Average of SB55	-	-	-	-	-	3,515.1	1,094.7	1,205.4	1,852.9	2,609.1	3,346.6
■ Total Agency Budget (GF Only)	53,617.6	53,491.8	54,472.0	55,739.2	54,854.3	61,214.6	73,949.1	76,779.1	84,737.6	90,574.5	87,464.5

Appropriations within the Department of Law

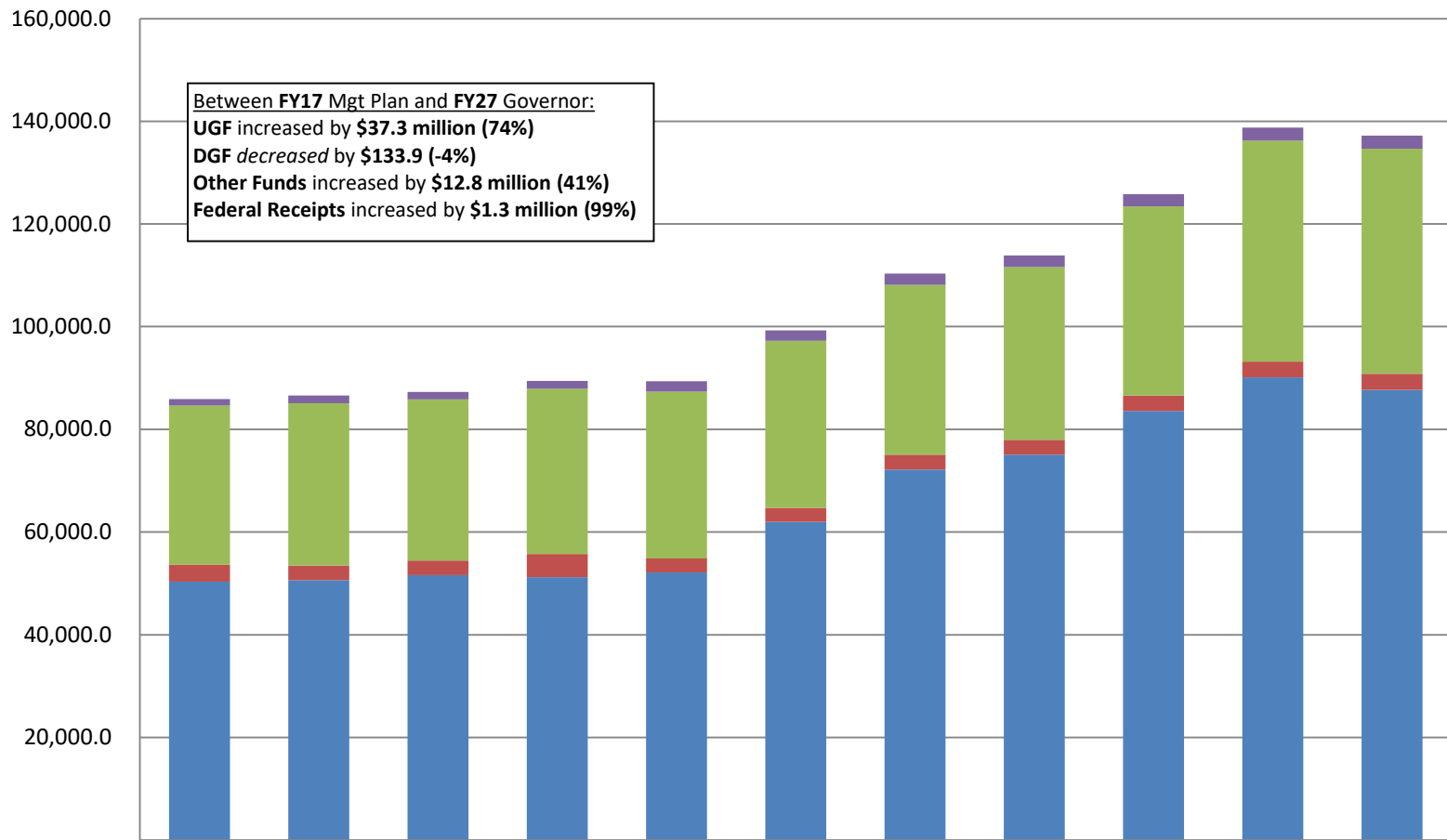
(GF Only)
(\$ Thousands)



Department of Law

Total Funding Comparison by Fund Group

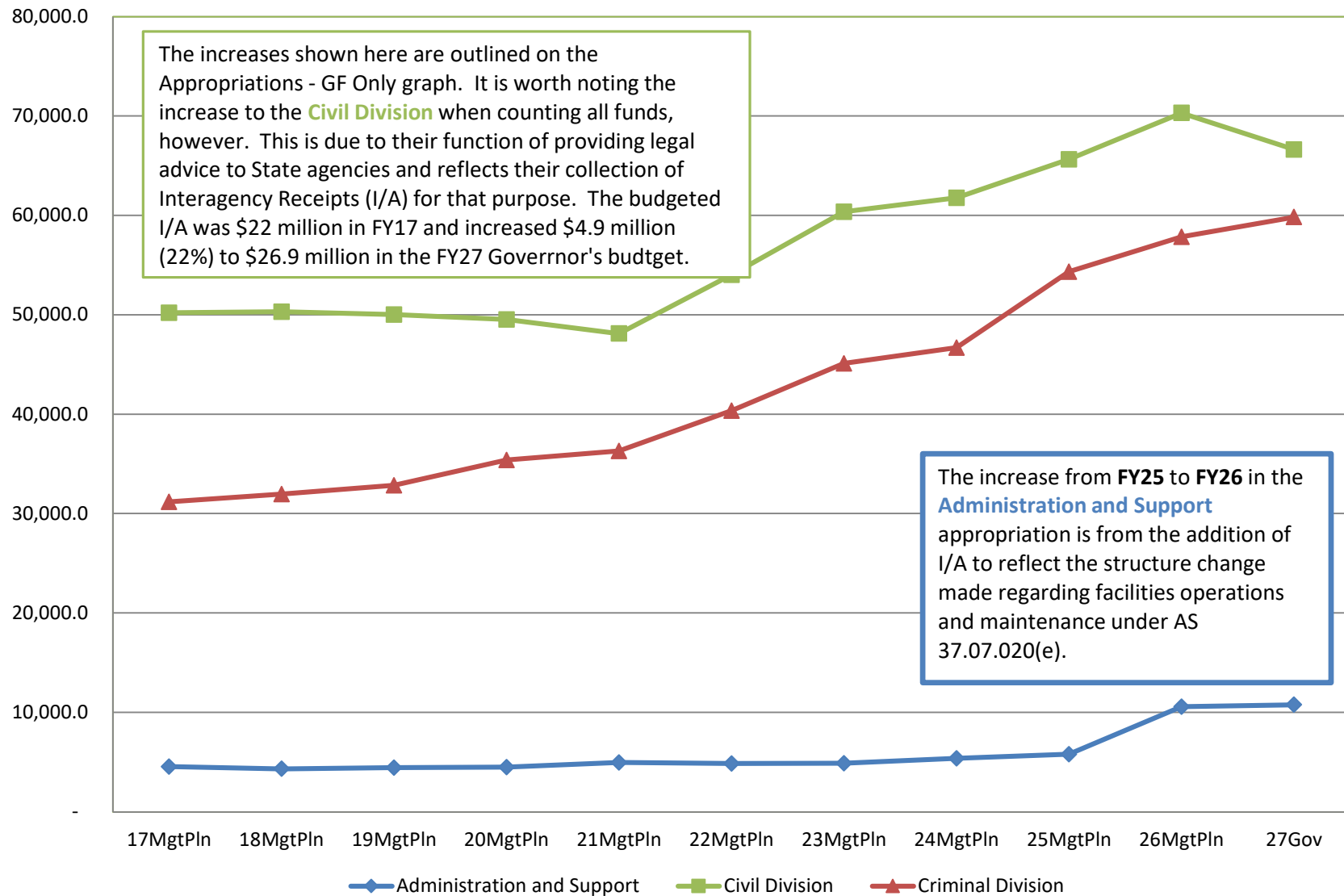
(\$ Thousands)



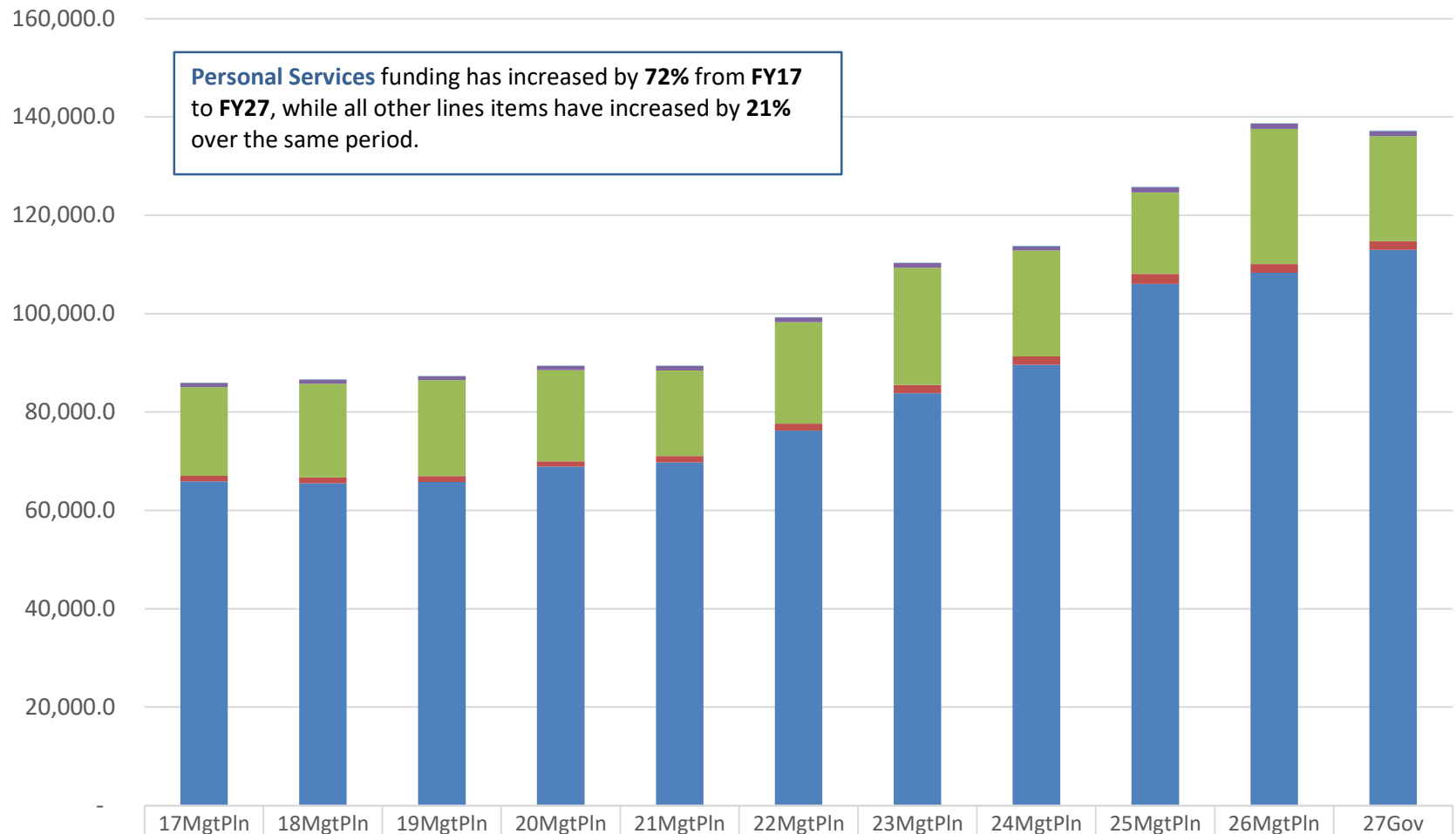
	17MgtPln	18MgtPln	19MgtPln	20MgtPln	21MgtPln	22MgtPln	23MgtPln	24MgtPln	25MgtPln	26MgtPln	27Gov
Federal Receipts (Fed)	1,291.8	1,489.4	1,498.5	1,518.7	2,026.4	2,035.5	2,217.7	2,244.9	2,385.2	2,508.0	2,568.7
Other State Funds (Other)	31,014.3	31,607.0	31,342.5	32,155.1	32,509.1	32,488.3	33,089.8	33,613.9	36,811.4	43,040.0	43,842.5
Designated General (DGF)	3,276.1	2,867.0	2,882.2	4,510.4	2,691.5	2,776.5	2,873.2	2,900.5	3,005.5	3,077.7	3,142.2
Unrestricted General (UGF)	50,341.5	50,624.8	51,589.8	51,228.8	52,162.8	61,953.2	72,170.6	75,084.0	83,585.0	90,105.9	87,668.9

Appropriations within the Department of Law

(All Funds)
(\$ Thousands)



Department of Law Budget by Line Item



7 Grants, Benefits	-	-	-	-	-	-	-	-	-	-	-
5 Capital Outlay	1.0	1.0	1.6	6.6	23.6	23.6	23.6	112.3	87.3	87.3	87.3
4 Commodities	828.4	834.3	845.6	871.3	876.3	923.8	963.8	850.4	1,033.4	1,042.7	1,042.7
3 Services	18,050.0	19,072.1	19,508.5	18,552.5	17,416.3	20,670.6	23,846.7	21,585.9	16,582.4	27,535.9	21,377.8
2 Travel	1,167.3	1,177.3	1,179.8	1,063.7	1,314.5	1,393.9	1,685.9	1,710.0	2,021.5	1,746.6	1,746.6
1 Personal Services	65,877.0	65,503.5	65,777.5	68,918.9	69,759.1	76,241.6	83,831.3	89,584.7	106,062.5	108,319.1	112,967.9

Budgeted Positions in the Department of Law

