



STATE OF ALASKA DEPARTMENT OF HEALTH

Division of Health Care Services
FY2024 Overview

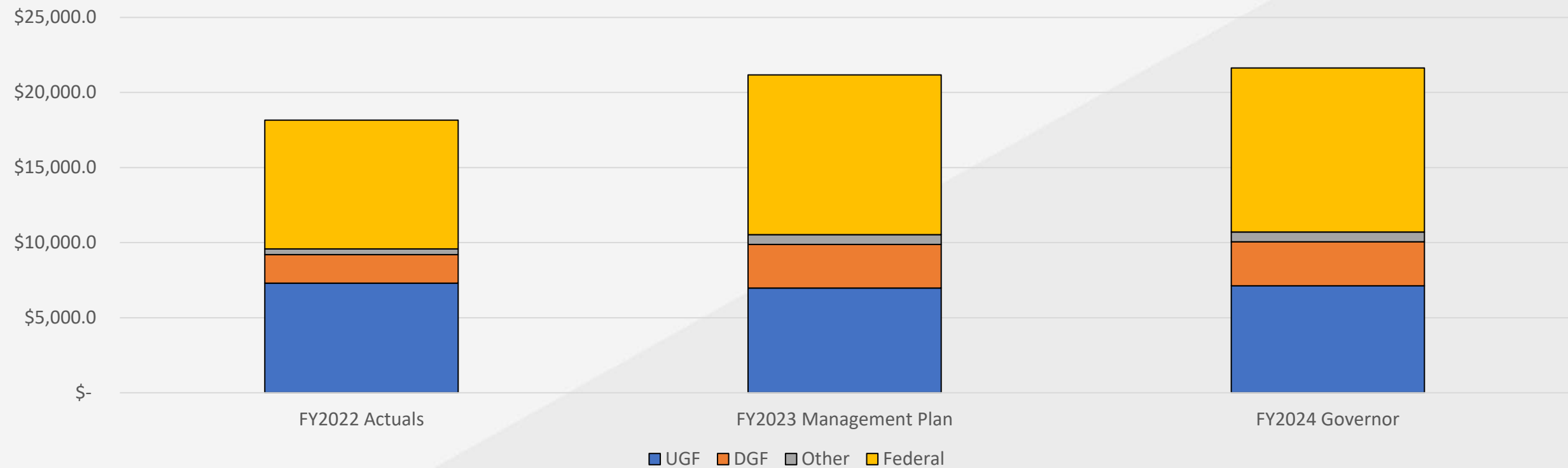
Renee Gayhart, Director
Martha Hewlett, Administrative Operations Manager

Thursday, February 16, 2023



Health Care Services Operating Budget Comparison

FY2022-FY2024 (in thousands)



	FY2022 Actuals	FY2023 Management Plan	FY2024 Governor
UGF	\$ 7,300.4	\$ 6,972.2	\$ 7,120.6
DGF	\$ 1,898.4	\$ 2,905.8	\$ 2,934.7
Other	\$ 379.4	\$ 652.5	\$ 658.1
Federal	\$ 8,585.6	\$ 10,635.2	\$ 10,920.7
Federal (COVID-19)	\$ -	\$ -	\$ -
Total	\$ 18,163.8	\$ 21,165.7	\$ 21,634.1



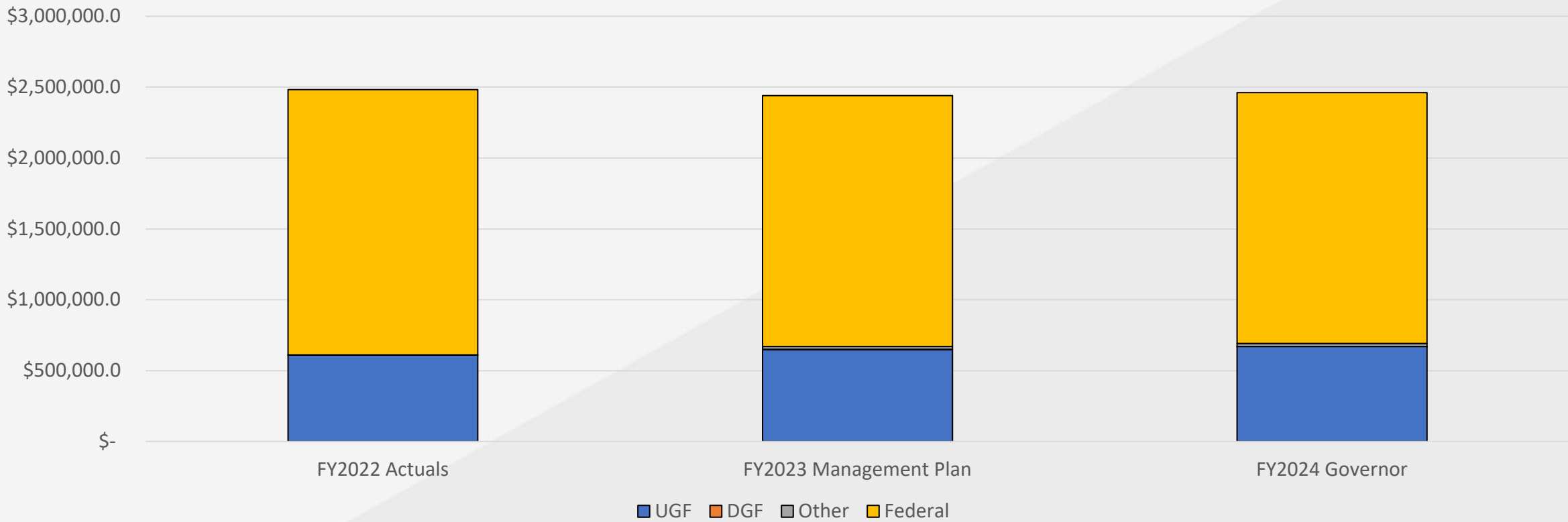
Division of Health Care Services

- Manage health care coverage for Alaskans in need
- Positions: 118 full time
- Operating through 10 units
 - Medicaid Operations
 - Pharmacy and Ancillary Services
 - Tribal Health Program
 - Systems and Analysis
 - Accounting and Recovery
 - Health Facilities Licensing and Certification
 - Residential Licensing
 - Background Check
 - Quality Assurance
 - Clinical Review Team



Medicaid Services Operating Budget Comparison FY2022-FY2024

(in thousands)



	FY2022 Actuals	FY2023 Management Plan	FY2024 Governor
UGF	\$ 610,565.0	\$ 649,867.4	\$ 670,600.0
DGF	\$ 97.5	\$ 429.8	\$ 429.8
Other	\$ 1,591.2	\$ 20,714.1	\$ 20,714.1
Federal	\$ 1,870,817.9	\$ 1,769,063.4	\$ 1,769,213.4
Total	\$ 2,483,071.6	\$ 2,440,074.7	\$ 2,460,957.3



Other and Federal Fund Sources

Other

- Interagency Receipts
 - Background Check Program
 - Medicaid Physician
 - Department of Corrections Pharmacy Support
- Statutory Designated Program Receipts
 - Civil Money Penalties

Federal

- Title XVIII Medicare
- Title XIX Medicaid
- Title XXI Children's Health Insurance Program (CHIP)



SFY2022 Medicaid Claims Processed

Claims: 6,392,195

Total Spend: \$2,211,158,141

Check Write: \$45-\$50M weekly

Total Medicaid Enrolled Providers: 29,449

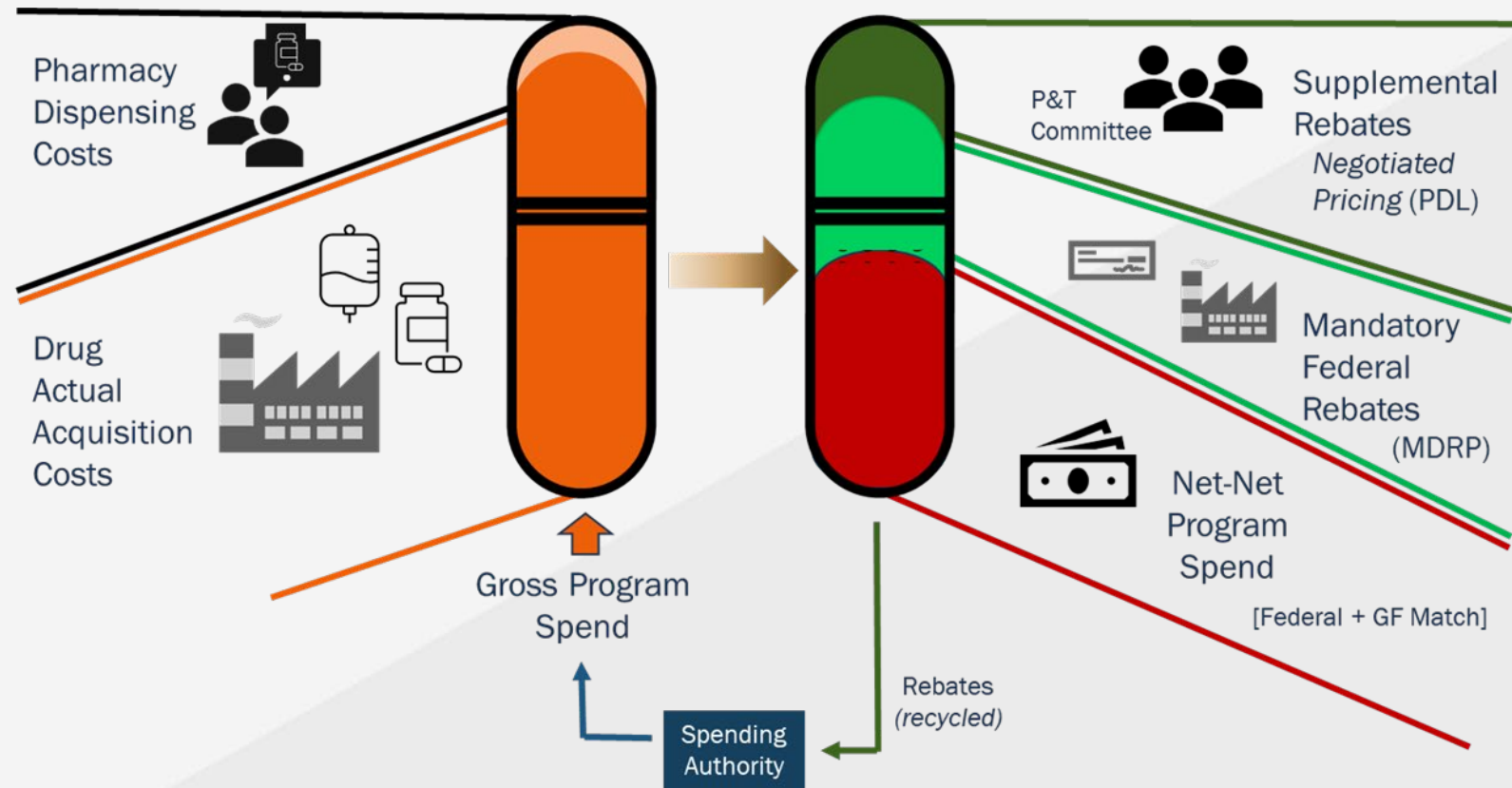
Top 10 Reimbursements by Provider Type	
General Hospital - Inpatient	\$429,852,336.01
General Hospital - Outpatient	\$319,499,212.57
Home & Community Based Services	\$283,596,523.55
Health Professional Group	\$264,389,350.92
Pharmacy	\$223,745,604.85
Federally Qualified Health Center/Rural Health Clinic	\$206,564,469.87
Skilled Nursing Facility/Intermediate Care Facility	\$199,277,366.22
Dental	\$92,968,089.51
Transportation	\$73,028,014.75
Durable Medical Equipment	\$21,522,472.50

Top 10 Claim Types	
Pharmacy	1,821,365
Health Professional Group	1,381,705
Home & Community Based Services	614,686
General Hospital - Outpatient	591,666
Federally Qualified Health Center/Rural Health Clinic	425,904
Medicare Crossover - Part B	361,440
Transportation	260,060
Dental	204,680
Durable Medical Equipment	159,137
Personal Care Services	122,373



*Doesn't include claims paid through Optum for Behavioral Health Services

Physician, Pharmacy & Clinical Services



42 CFR §447.500 et seq.

- In FY2022, the program garnered \$30M supplemental rebate collections per \$1 million in covered outpatient drug payments.



Tribal Reclaiming

State Fiscal Year (SFY)	State GF Savings (Transportation)	State GF Savings (Other Services)	Total State GF Savings
SFY2017	\$10,589,538	\$24,192,302	\$34,781,840
SFY2018	\$15,901,959	\$29,285,001	\$45,186,960
SFY2019	\$26,922,884	\$45,724,251	\$72,647,135
SFY2020	\$35,998,891	\$59,119,442	\$95,118,333
SFY2021	\$15,532,936	\$41,934,934	\$57,467,871
SFY2022	\$16,302,909	\$58,109,421	\$74,412,331
TOTAL	\$121,249,117	\$258,365,351	\$379,614,470

State Health Official (SHO) letter 16-002 established tribal reclaiming

7,029 Care Coordination Agreements

537 Providers

13 Tribal Health Organizations Participating in Tribal Reclaiming



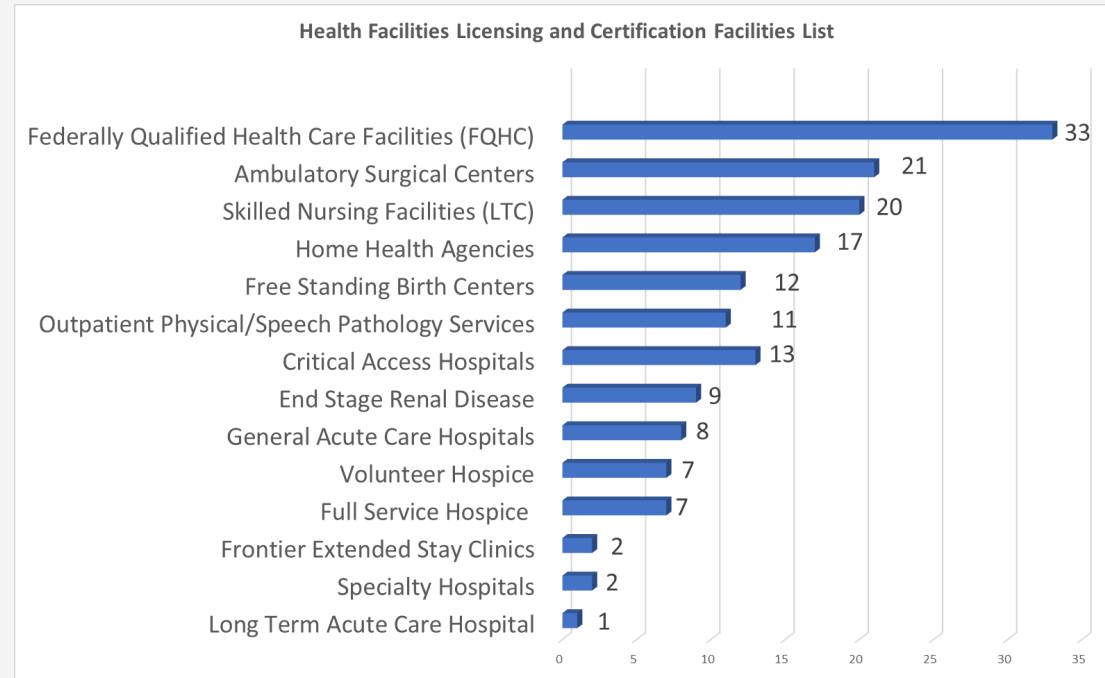
Collections & Savings

Total Collections and Cost
Avoidance Savings
\$615M

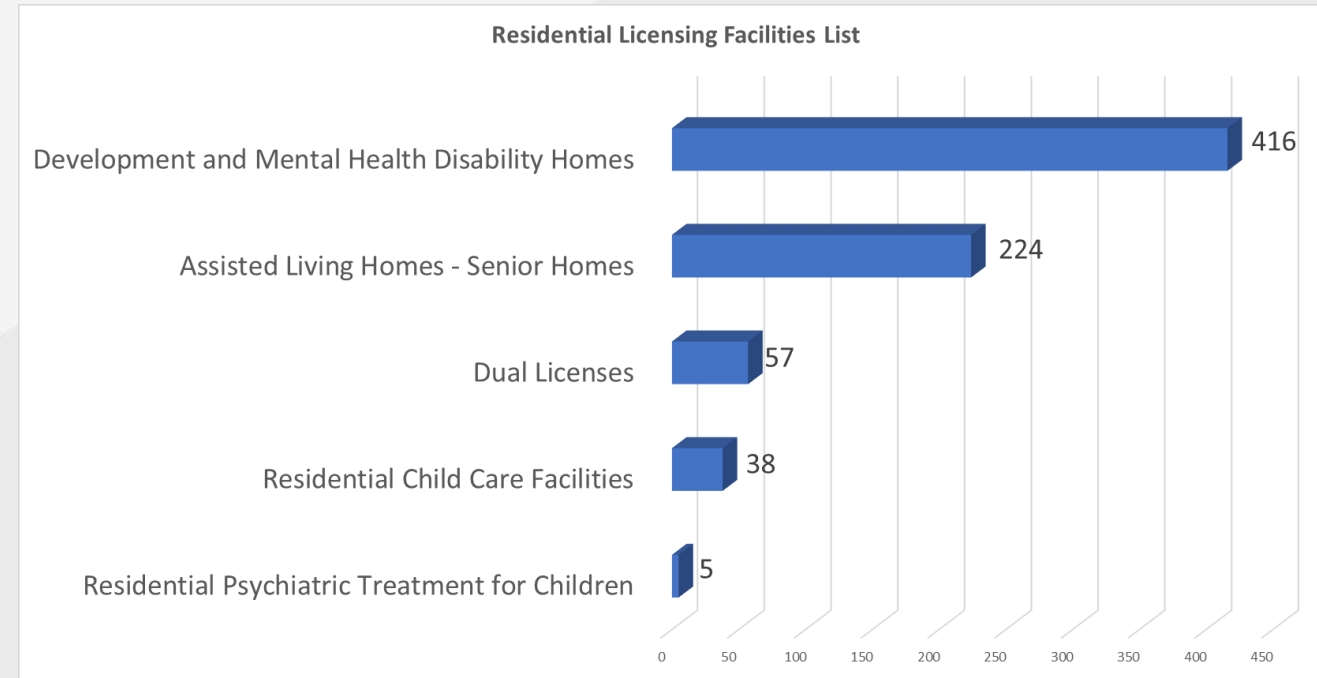
	SFY20 TOTALS	SFY21 TOTALS	SF22 TOTALS
MEDICAID COLLECTIONS:			
TPL Contracted Recoveries	\$7,526,355.87	\$26,163,883.03	\$13,429,726.38
Working-Disabled Program Premiums	\$102,530.00	\$92,455.00	\$80,274.00
Trust Recoveries	\$2,091,706.35	\$1,832,940.41	\$2,264,929.99
Resource Reimbursements	\$25,178.65	\$56,535.85	\$47,856.15
Drug Rebate Recoveries	\$105,723,346.63	\$123,751,953.74	\$123,751,953.74
AG's Subrogation	\$2,929,770.26	\$2,469,325.95	\$1,933,416.25
AG's Restitution/Lawsuits/Malpractice	\$127,724.30	\$26,606.50	\$45,035.18
AG's Estate Recovery	\$459,693.84	\$160,827.85	\$404,492.63
CAMA/ADMIN	\$25,713.38	\$2,080.01	\$2,427.81
Cost of Care		\$35,665.46	\$0.00
Total Overall SFY Collections	\$119,012,019.28	\$154,592,273.80	\$141,960,112.13
COST AVOIDANCE SAVINGS:			
Health Insurance Premium Program - HIPPP	\$3,351,562.11	\$2,777,965.58	\$2,462,852.00
Medicare Paid	\$176,407,612.98	\$176,211,709.48	\$205,779,816.65
Other Resource Paid Prior to Medicaid Payment	\$190,275,202.60	\$226,707,664.42	\$265,720,505.54
Total Overall SFY Cost Avoidance (TPL) Savings	\$370,034,377.69	\$405,697,339.48	\$473,963,174.19



Health Facilities Licensing & Certification Residential Licensing



163 Total Facilities



740 Total Facilities



Background Check Program

- Process is required under background check provisions AS 47.05.310 – AS 47.05.390.
 - Applies to any individual or entity that is required by statute or regulation to be licensed by Department of Health (DOH).
 - Applies to any individual or entity that is eligible to receive Medicaid payments, in whole or in part from DOH for the health, safety and welfare of persons served by a program administered by DOH.
- Processed 26,884 background check applications in SFY2022.
- Current processing times: 4-5 business days for provisional clearances, as long as all documentation has been received.



New Fiscal Agent – Effective April 1, 2023

- **Health Management Systems, Inc. (HMS)**
- Services supporting Alaska Medicaid Program
 - Provider and member call center support
 - Provider enrollment
 - Service authorization data entry and determination
 - Claims processing and resolution
 - Training and publications
 - Mailroom and data entry
 - Finance and accounting assistance
 - Electronic data interchange support
 - Business analyst and subject matter expert systems support
 - Systems development and quality assurance support
- Conduent will continue to operate and maintain the Medicaid Management Information System (MMIS) itself.



Contact Information:

Division of Health Care Services

Renee Gayhart
Division Director
renee.gayhart@alaska.gov
907-465-1184

Martha Hewlett
Administrative Operations Manager
martha.hewlett@alaska.gov
907-465-1617

