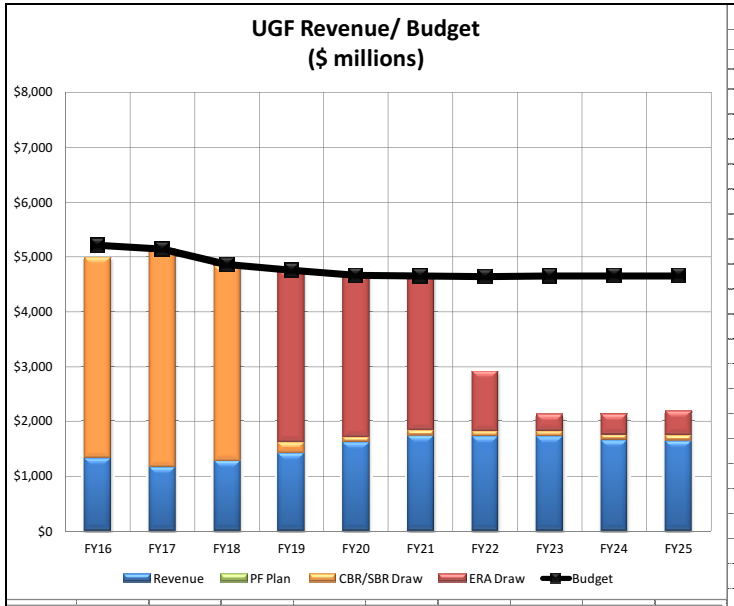


| Price Scenario | Spring 2016 |
|---|---|
| COST VARIABLES | |
| **Operating Budget** | |
| Non-Formula | 0.0% |
| K-12 Formula | 0.0% |
| Medicaid Formula | 0.0% |
| Other Formula | 0.0% |
| Target cut | $ (247) |
| **Statewide Budget** | |
| Community Assistance | 30.0 |
| Debt Service | Existing |
| PRS/TRS/CA Bills | n |
| **Capital Budget** | 185.0 |
| REVENUE VARIABLES | |
| Sales Tax | n |
| Income Tax | n |
| Motor Fuel Tax | n |
| Indirect Exp. Adjustments | n |
| Gov's Tax Bills Package | n |
| Tax Credit Reform | None |
| **Perm Fund Plans** | |
| Governor | n |
| | $ 3,300 |
| SB 114/HB 303 | n |
| HB 224 | n |
| Custom | n |
| **Perm Fund Variables** | |
| IP | 1 |
| SQ Stop PFD if 0 | 1 |
| Inflation Rate | 2.25% |
| PF Investment Return | 6.90% |
| Percent Realized | 76.38% |
| **Custom Plan Specifications** | |
| POMV Payout | 5.25% |
| POMV to Dividend: | 20.0% |
| Dividend % of royalties: | 20.0% |
| Dividend % of CBR balance: | 0.0% |
| Dividend % of SNI | 0.0% |
| Dividend Floor: | $ 1,000 |
| Floor Ends | 19 |
| Dividend Cap: | n |
| Fixed Dollar Dividend: | $ - |
| POMV limit (of prior year approps): | n |
| POMV Limit (reduce if rev exceeds): | n |
| Closed Applications: | n |
| Fill FY17 w/ ERA | n |
| Reserve Priority | CBR |
| CBR Earnings | 6.00% |

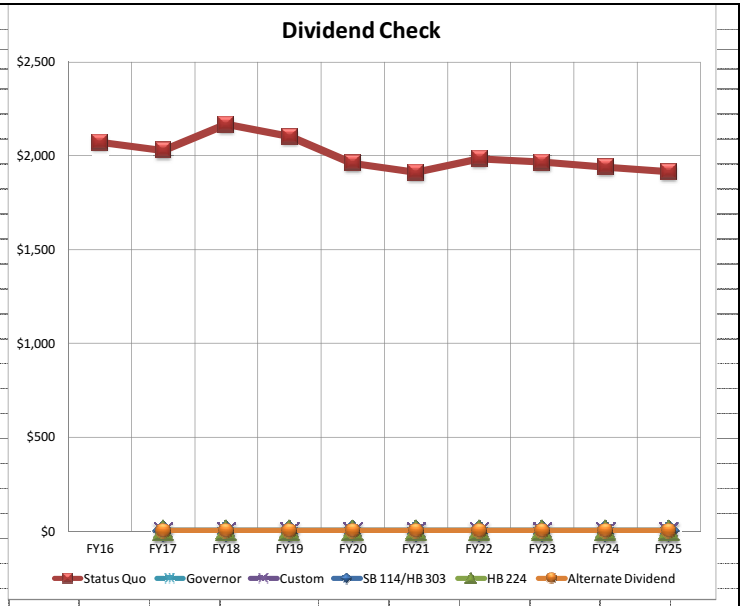


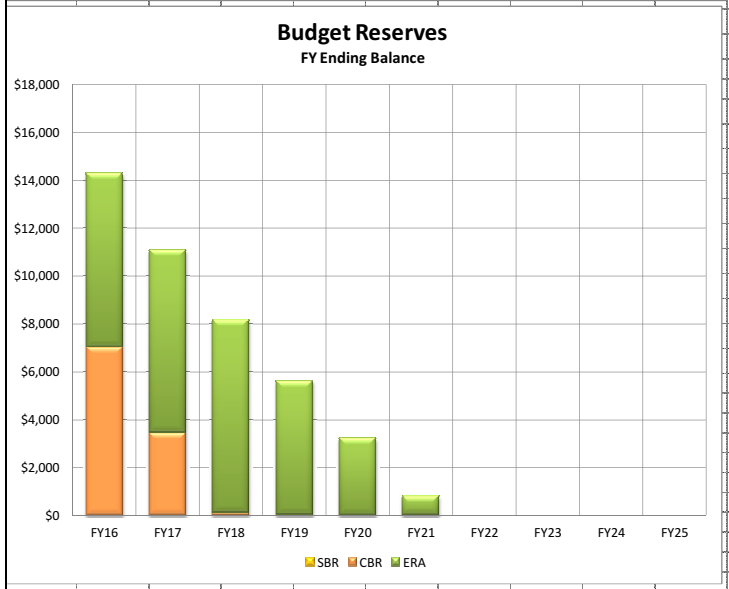


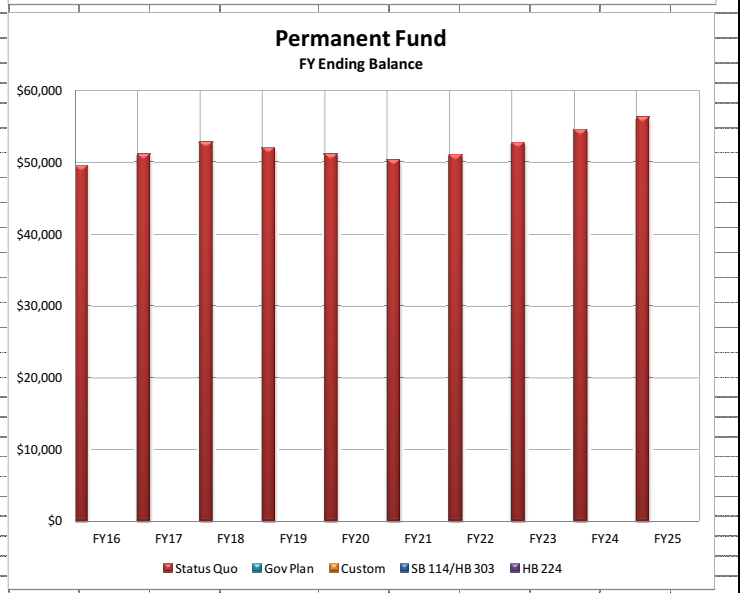


| | FY17 | FY18 | FY19 | FY20 | FY21 | FY22 | FY23 | FY24 | FY25 |
|---|---|---|---|---|---|---|---|---|---|
| Reserves | 11,085 | 8,187 | 5,604 | 3,220 | 804 | 0 | 0 | 0 | 0 |
| Deficit | -3,984 | -3,587 | -3,343 | -3,053 | -2,915 | -2,926 | -2,938 | -3,003 | -3,016 |
| Years to Exhaust | 3 | 2 | 2 | 1 | 0 | 0 | 0 | 0 | 0 |

| | FY17 | FY18 | FY19 | FY20 | FY21 | FY22 | FY23 | FY24 | FY25 |
|---|---|---|---|---|---|---|---|---|---|
| PF Value | 53,792 | 54,854 | 52,654 | 50,397 | 48,132 | 50,420 | 52,311 | 53,274 | 54,187 |
| Target Value | 53,839 | 55,050 | 56,289 | 57,555 | 58,850 | 60,174 | 61,528 | 62,913 | 64,328 |
| Real Value | 100% | 100% | 94% | 88% | 82% | 84% | 85% | 85% | 84% |
| Effective Payout | 4.48% | 4.63% | 5.09% | 5.53% | 5.82% | 5.51% | 5.22% | 5.05% | 4.92% |
| | 4.48% | | | | | | | | |