

THE ALASKA COUNCIL OF SCHOOL ADMINISTRATORS

Joint Education Legislative Committee Presentation April 22, 2020

Dr. Lisa S. Parady

Executive Director

Alaska Council of School Administrators (ACSA)

lparady@alaskaacsa.org





COVID-19 Education Funding

- Districts will apply for federal funding when guidance is available
- Given the Title 1 distribution method for this funding, some districts won't receive funding. We understand efforts are underway to address this situation.
- While appreciated, this federal funding will not make up for the loss of the \$30 M one-time funding to the general fund and the resulting loss of local matching funds to affected districts.
- The applications for K-12 funding will be available starting this Thursday, April 23. The funding can be retroactive to March 13.
- For the State and Local Money: It is critical superintendents start NOW to plan how they will use the money when it comes in but absent concrete information about how much and what it can be used for districts are unable to plan.
- For the Governor's Money: Governor's are applying this week.



ACSA Communications Hub for Members

Daily	Number of Meetings	Number of Participants
ASA and DEED	19	1186
Weekly		
Statewide Education Leaders and DEED	5	491
K-12 Principals and DEED	5	588
Boarding School Meetings	6	51
Specialized		
Like-Size ASA Region Meetings	8	107
School Project Planning (AASB/AML/ASA/DEED) and COVID-19	1	34
ALASBO, DEED, and AASA	1	55
Call with US Senators Murkowski and Sullivan	1	127
Call with AASA - Noelle Ellerson Ng	1	93
COVID-19 Federal Legal Issues	1	60



Next Steps -School Closures/Opening

We will support members, other statewide education leaders working with DEED to consider next steps such as:

- School restart dates
- Re-entry next year
 - Soft openings
 - Staggered openings
- ASDN will continue to provide professional development opportunities



ALASKA COUNCIL



OF SCHOOL ADMINISTRATORS



ASDN Services and Response to COVID-19

- The Alaska Staff Development Network has been providing high quality professional development for almost 40 years.
- During a normal school year ASDN offers more than 70 online classes serving over 1,000 teachers.
- ASDN organizes 8 classes throughout the school year that are structured around a series of live webinars with education experts. Normally ASDN conducts 50 webinars a school year in support of those 8 classes, and over 800 teachers participate in the webinar series courses.
- Due to the COVID-19 pandemic, **ASDN has created no-cost, one-hour support sessions for teachers quickly transitioning into remote education.**



ASDN Response to School Closure

- In the last 4 weeks ASDN has conducted an additional 50+ online learning sessions
- We received over 3,600 registrations from more than 1,300 educators for 53 different sessions focused on math, literacy, early childhood, best practices in online instruction, and social/emotional support and building educator and student resilience.
- Of the 1,300 educators who participated, about 34% (450 teachers) participated in three or more sessions, and 41 teachers participated in 10 or more! Teachers from 42 of Alaska's 54 districts participated.



ASDN Support Session Examples

Wednesday, April 22nd and Thursday April 23rd

- Practical Student Privacy During Remote Teaching - Linette Attai, the Consortium for School Networking (CoSN) – ACSA is a partner.
- Taking Your Google Classroom to the Next Level - Tammy Morris
- Q&A and Problem-Solving: Teaching Math for K-8 Students without Internet Access - Bobbi Jo Erb
- Next Steps and Tools with Book Creator: The Most Versatile Tool in the Toolbox! – Cheryl Bobo



A sampling of Educator Feedback

- *"I'm grateful to you for organizing these webinars so quickly and the presenters who are doing a fabulous job. It's nice to know that others are in the same boat, and that we're all learning together. Thank you, thank you."*
- *"The session was a reasonable length with plenty of helpful resources to try out afterwards. They were also realistic and practical resources. I felt like the facilitators really cared about what we wanted to know and they had a good understanding of the types of challenges we are going through. Thank you!"*
- *"I'm taking 3 sessions this week and more next week. They are VERY helpful! I am not very technology savvy so I'm learning a lot about distance teaching and resources! Thank you so much!!"*



Dr. Karen Gaborik,
Superintendent
*Fairbanks North Star
Borough School District*



Dan Walker,
Superintendent
*Lower Kuskokwim
School District*



Dr. Deena Bishop,
Superintendent
*Anchorage School
District*

Outcome Monitoring

Distant Learning



Student Remote Learning Engagement Survey

- In order to gain a better understanding of student engagement in remote learning, teachers were surveyed about their perceptions of student engagement in their classes and programs. This survey was conducted on April 20th and 21st.



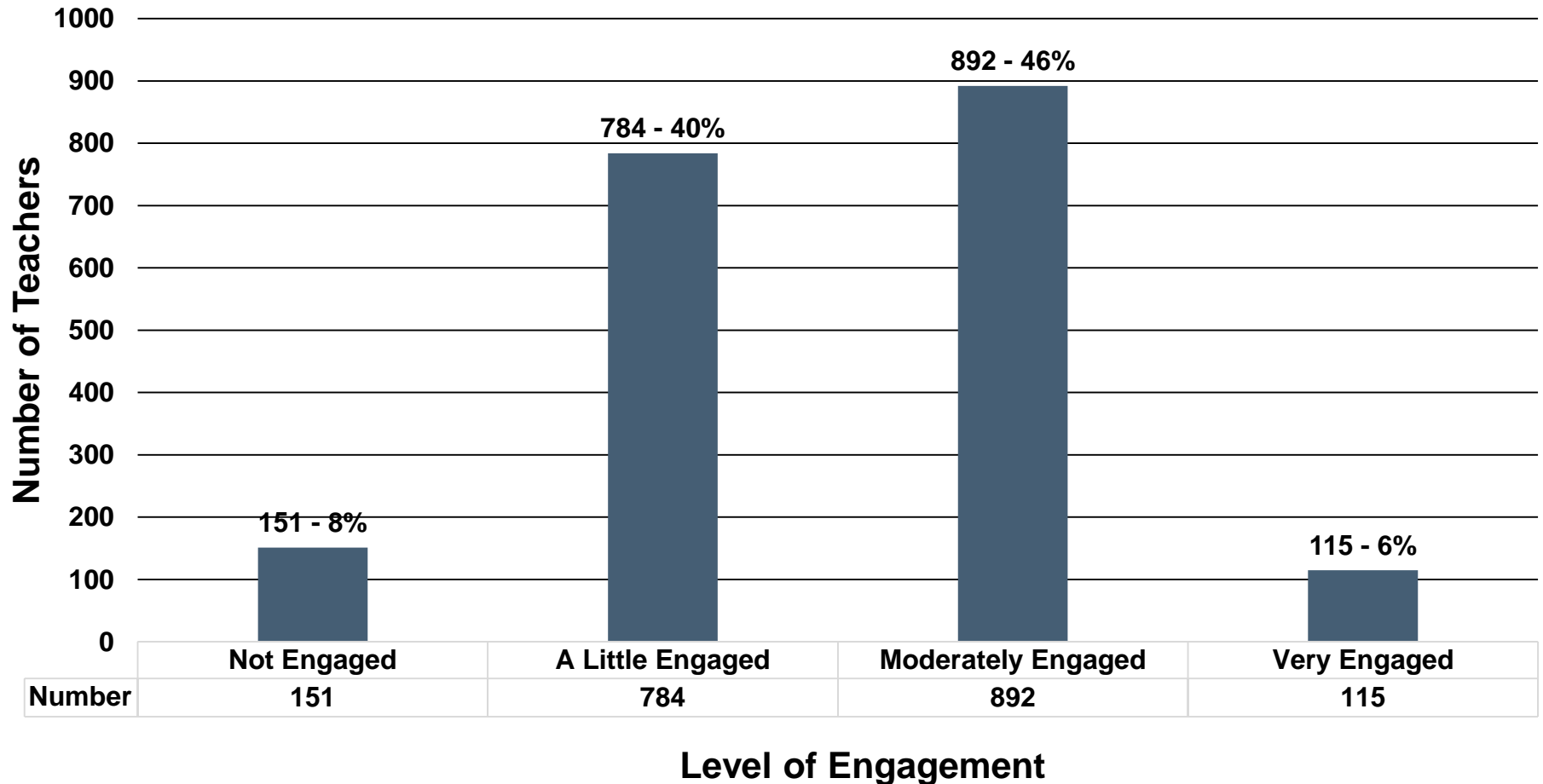
Engagement Survey

Division of Teachers	Number	Percent Return Rate
Elementary Teachers	1247	73%
Middle School Teachers	270	61%
High School Teachers	427	55%

Source: Online Student Engagement Survey
4/20/2020



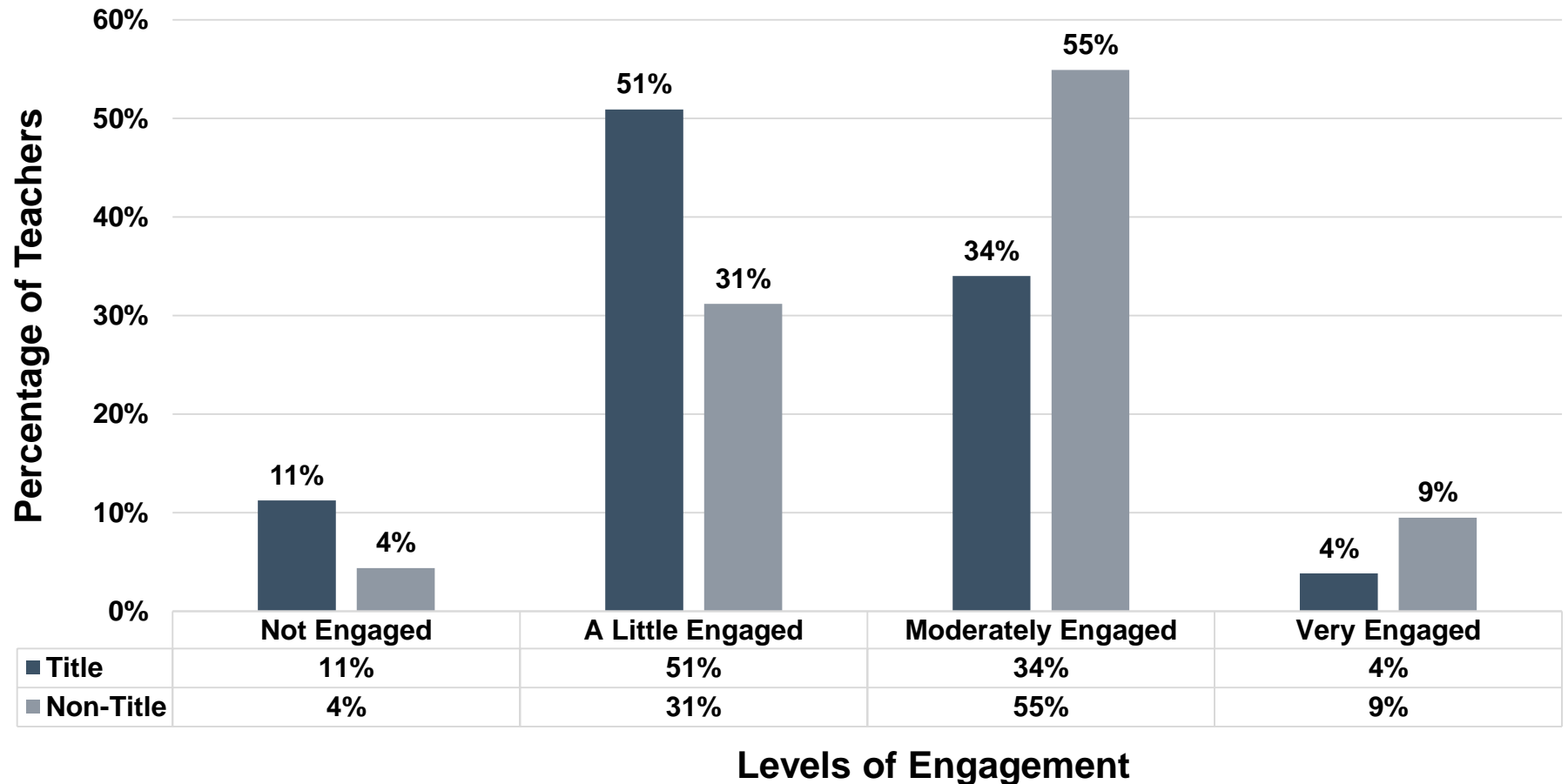
**Question- Overall Level of Student Engagement: Which statement below best describes the majority of your students?
Complete the following statement: Overall, my students are...**



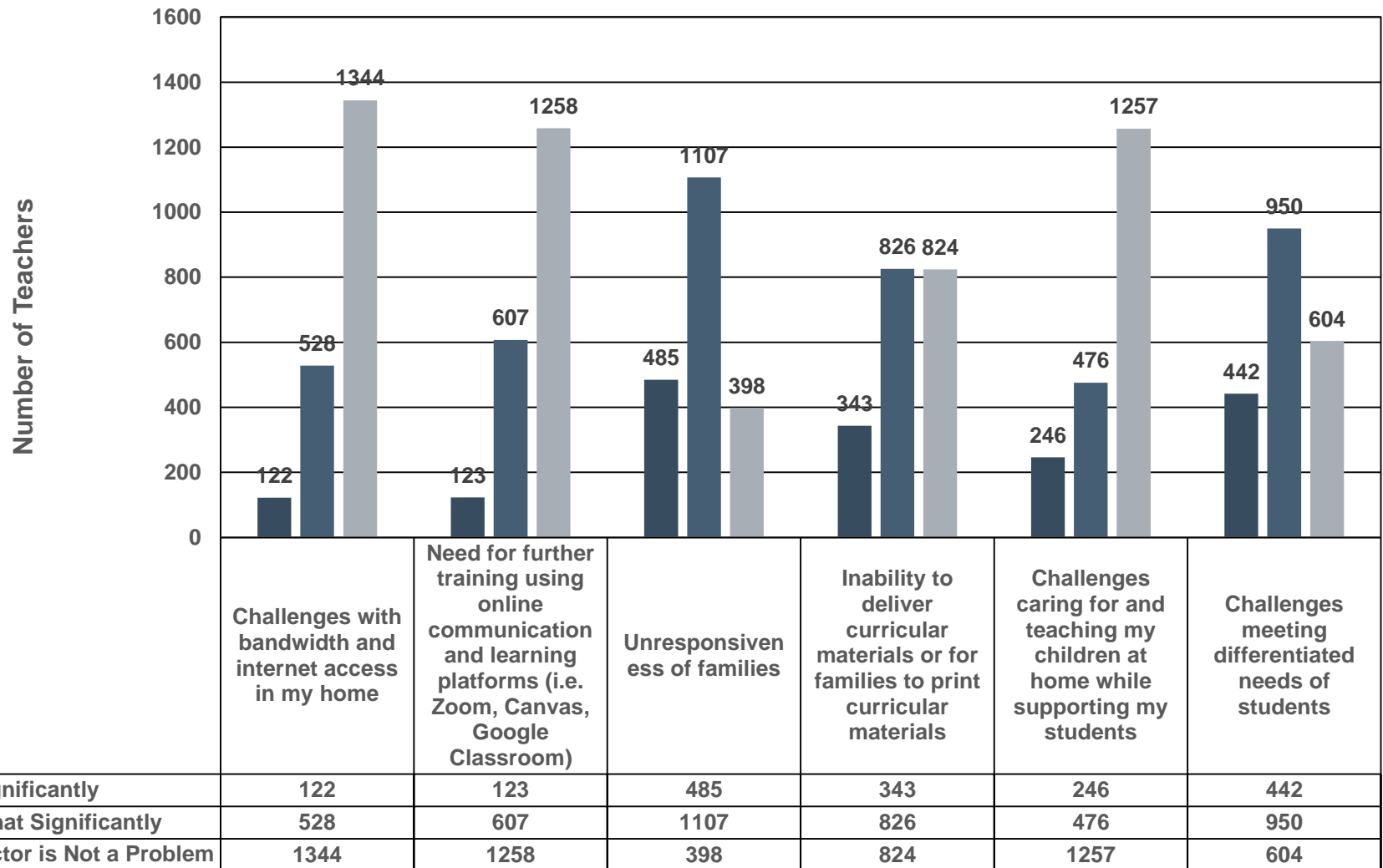
Source: Online Student Engagement Survey
4/20/2020



**Question - Elementary Level of Student Engagement: Which statement below best describes the majority of your students?
Complete the following statement: Overall, my students are...**



To what degree do the following barriers affect your ability to support the remote learning needs of your students?



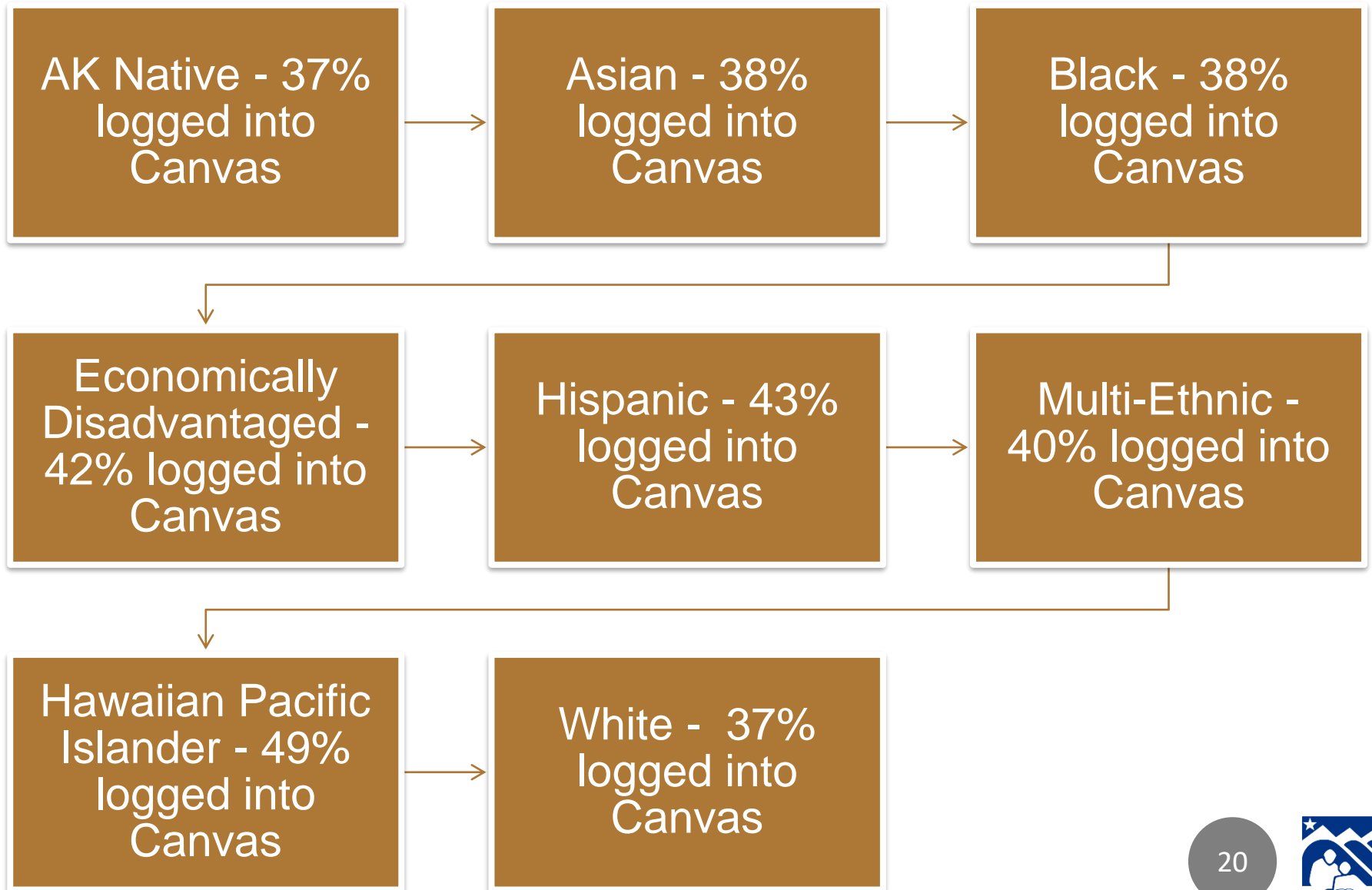
Challenges Faced By Teachers Delivering Remote Learning

High School: Engagement

Grade Level	Week 1 and 2 (3/30 – 4/12)			Week 3 (4/13 – 4/19)		
	Enrolled	Logged In	Submitted Assignment	Enrolled	Logged In	Submitted Assignment
9 th	3368	88.57%	84.62%	3373	40.65%	35.31%
10 th	3190	73.89%	69.44%	3195	38.69%	32.64%
11 th	3126	74.98%	70.47%	3130	38.88%	31.34%
12 th	3294	72.28%	65.91%	3299	37.53%	28.92%



9-12 High School Students by Student Groups 4/13 - 4/19



Middle School: Engagement (Apex)

Grade Level	Week 1 and 2 (3/30 – 4/12)			Week 3 (4/13 – 4/19)		
	Enrolled	Logged In	Submitted Assignment	Enrolled	Logged In	Submitted Assignment
6 th	874	77.69%	61.56%	875	70.51%	63.54%
7 th	3014	84.77%	70.47%	3016	75.70%	69.86%
8 th	2959	87.97%	76.34%	2962	76.10%	71.13%

Apex supports MS English Language Arts and Math content



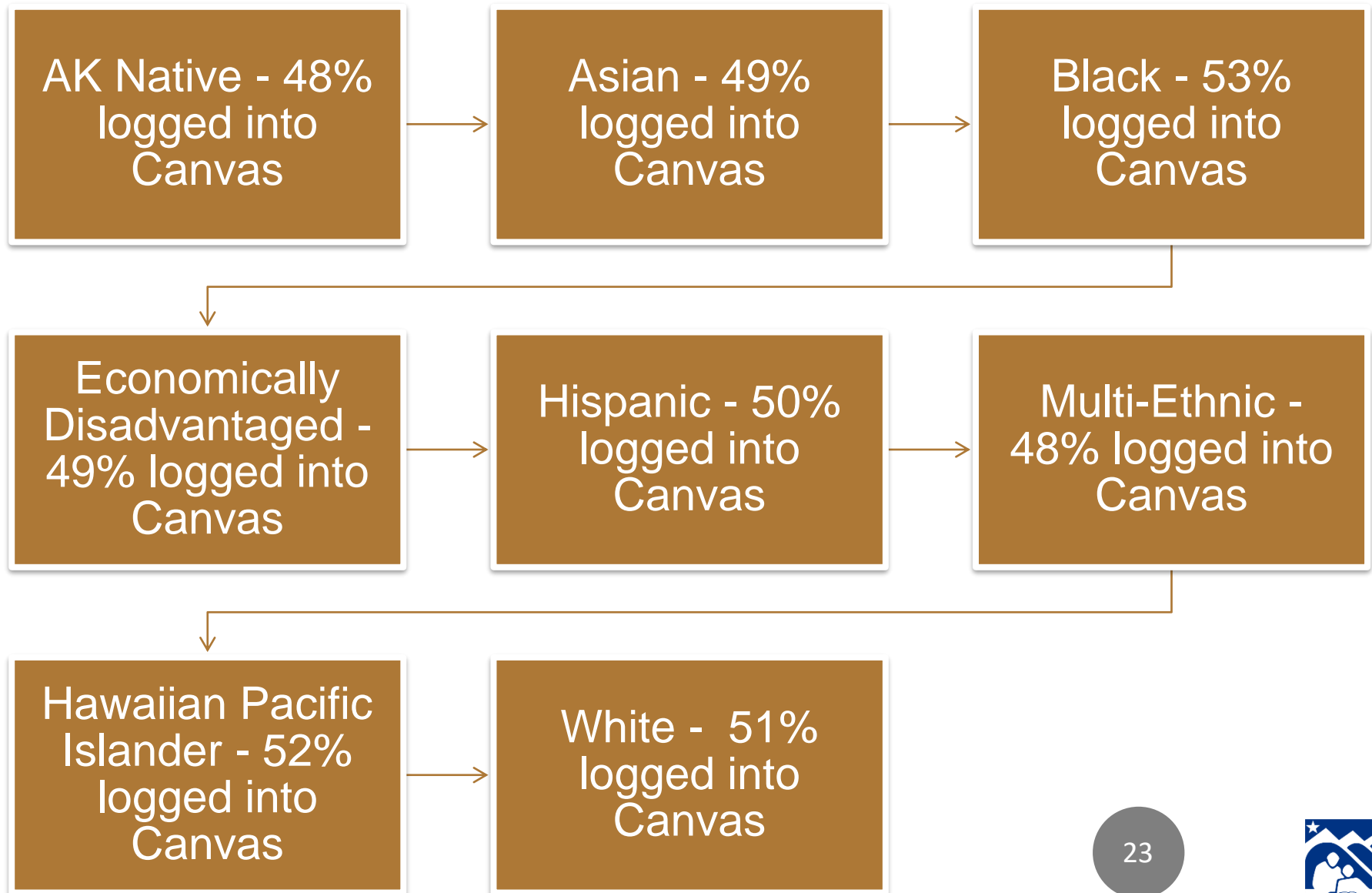
Middle School: Engagement (Canvas)

Grade Level	Week 1 and 2 (3/30 – 4/12)			Week 3 (4/13 – 4/19)		
	Enrolled	Logged In	Submitted Assignment	Enrolled	Logged In	Submitted Assignment
6 th	874	54.35%	28.38%	875	47.20%	24.69%
7 th	3014	68.61%	44.89%	3016	50.63%	31.53%
8 th	2958	85.50%	58.28%	2961	50.59%	35.16%

Canvas supports MS Social Studies and Science content



Middle School Students by Student Groups 4/13 – 4/19



Percentage of Students in Various Programs Logging into Canvas

- English Language Learners - 42% logged into Canvas
- Title VI Indian Education - 42% logged into Canvas
- Migrant Education - 44% logged into Canvas
- Special Education - 35% logged into Canvas (many IEP's have alternative goals)



Discussion

