

# Alaska Criminal Justice Data Analysis Commission

## Criminal Recidivism Data

Senate Judiciary Committee

April 23, 2025

# Alaska Criminal Justice Data Analysis Commission

- Established in AS 44.19.641;
- Sixteen members (judicial, executive, and legislative branches);
- Annual report submitted each November must include “a description of recidivism rates” among other things.

# Understanding “Recidivism”

The rate at which individuals who previously have been convicted of a crime commit new criminal acts.

Under AS 44.19.649(2): Recidivism means the percentage of convicted defendants who are booked into, or who return to, a correctional facility within three years after release or the date of conviction, whichever is later.

# Three components to calculate recidivism

## The Group

- Who is being assessed?
- **Individuals convicted of a crime** (**misdemeanors** and **felonies**)

## The Event

- What counts as recidivism?
- **Being booked into a correctional facility**

## The Timeframe

- Over what period is recidivism being measured?
- **Three years** after conviction or release if incarcerated

# What behaviors are not measured?

Whether the previously convicted individual engaged in behavior that would constitute a crime but there was no criminal justice system response;

The date the individual engaged in the criminal behavior may be different than the date that the system responded;

Victim's decision not to report a crime;

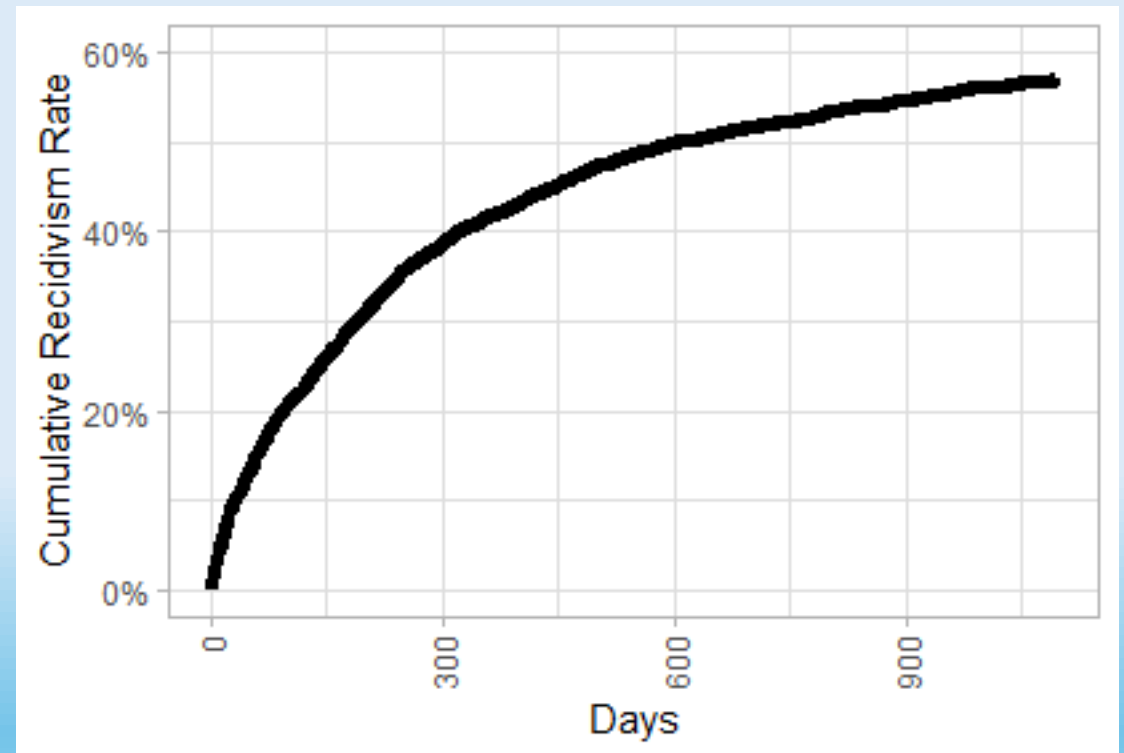
Law enforcement & prosecutor behaviors and policies;

Crime rates in a particular community.

# Recidivism of One Group (2,989 individuals)

- **The Group (Cohort):** Individuals convicted of a **misdemeanor** or **felony** and released to the community (if incarcerated) between January 1 and March 31, 2020.
- **The Rate:** By year three, 56.9% had been booked into a correctional facility at least once – they “recidivated.”

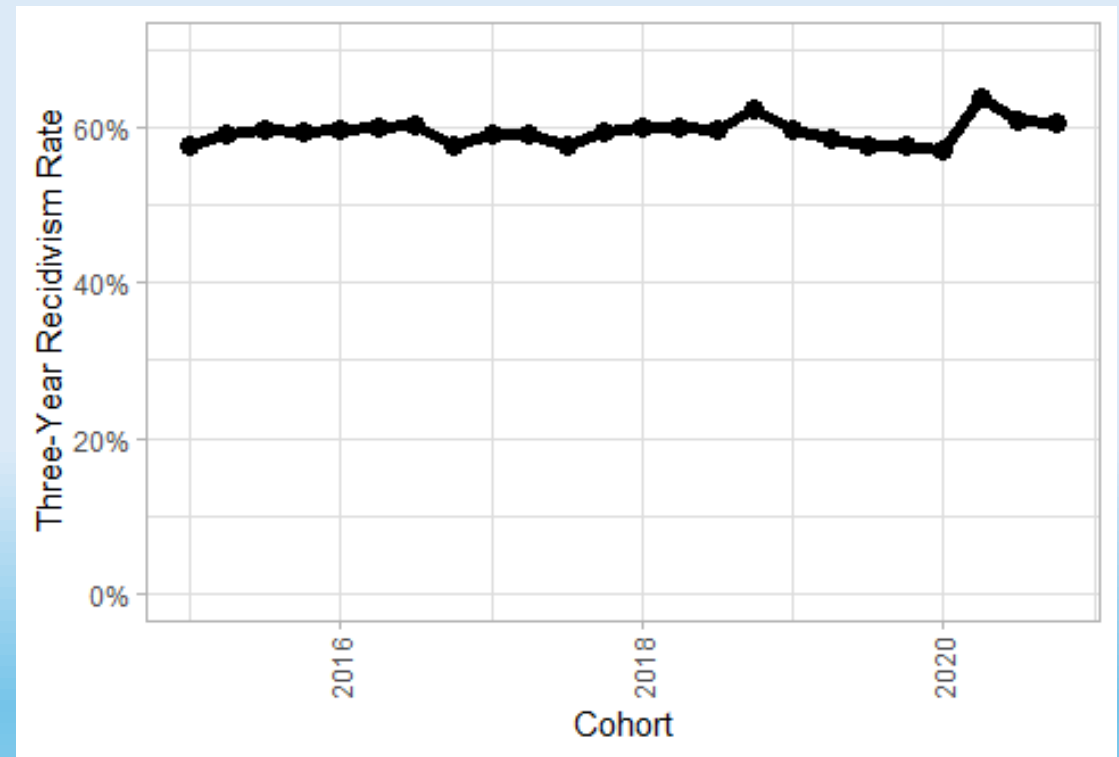
January 1 - March 31, 2020 Cohort



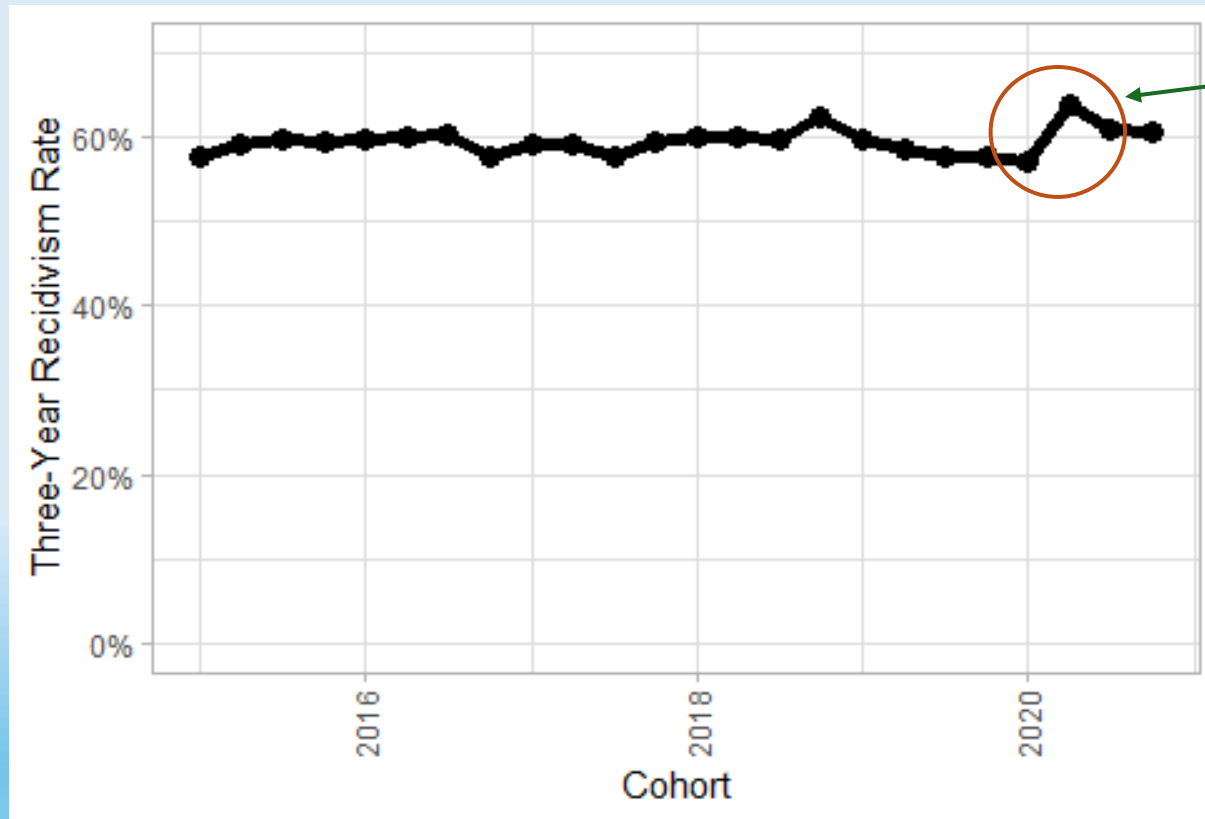
# Recidivism of Multiple Groups

- **The Cohorts:** All individuals convicted of a **misdemeanor** or **felony** during a certain quarter based on their conviction/release date.
- **The Rates:** Between 2015 and 2020, the average recidivism rate among cohorts was 59.5%.

- Cohorts Between 2015 and 2020



# Recidivism of Groups Over Time



Beginning April 2020:

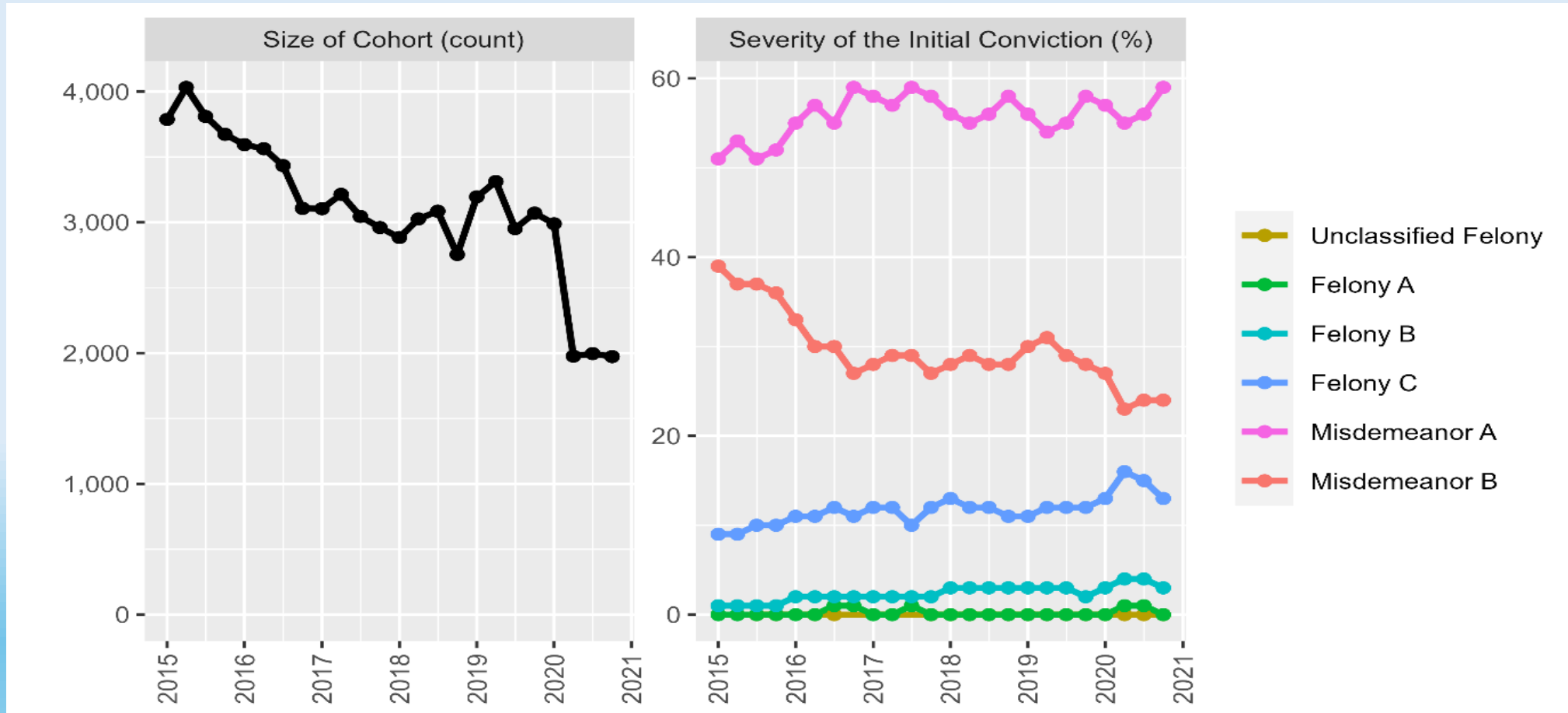
Cohorts were smaller than previous cohorts;

Initial convictions were more serious than previous cohorts.



# Recidivism of Groups Over Time

Size of cohorts and severity of initial conviction

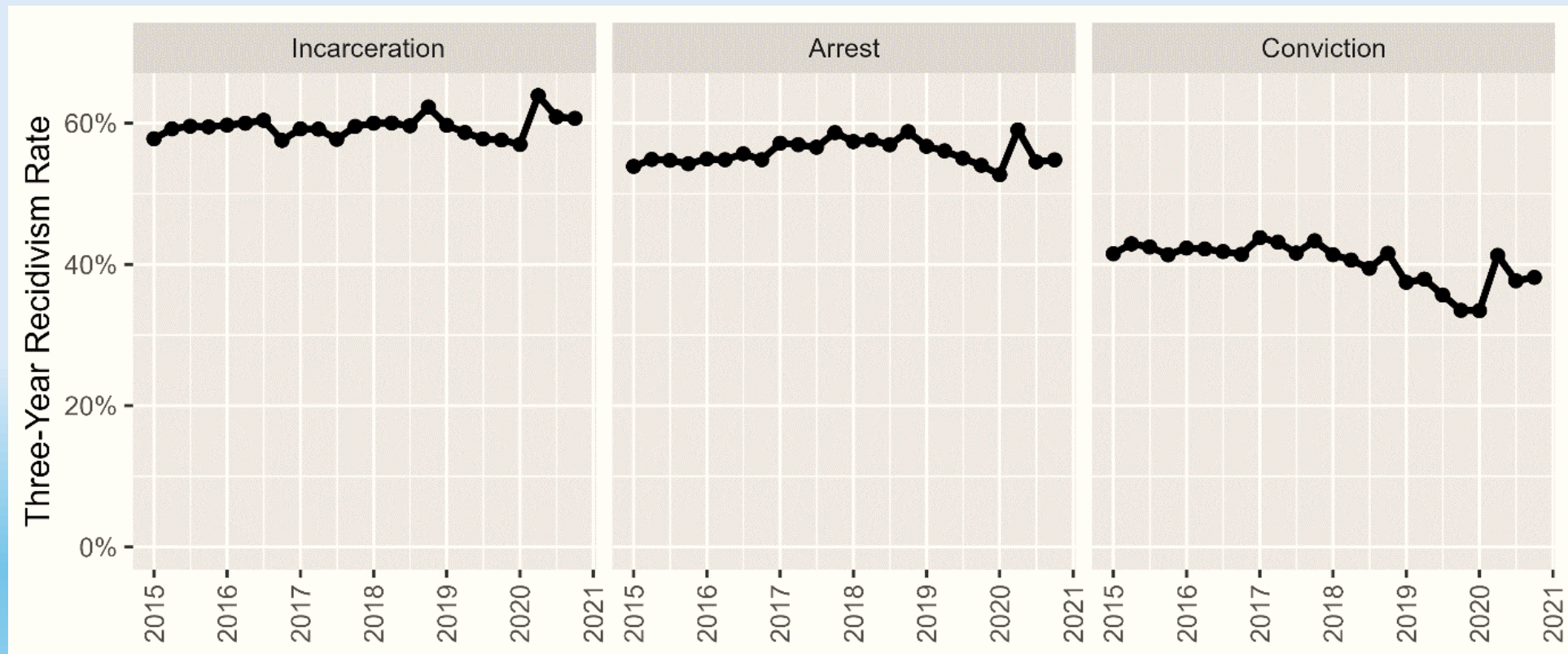


# Additional ways of thinking about criminal re- offending

- Different levels of re-offending;
- Timing of re-offending;
- Relative severity of recidivism event.

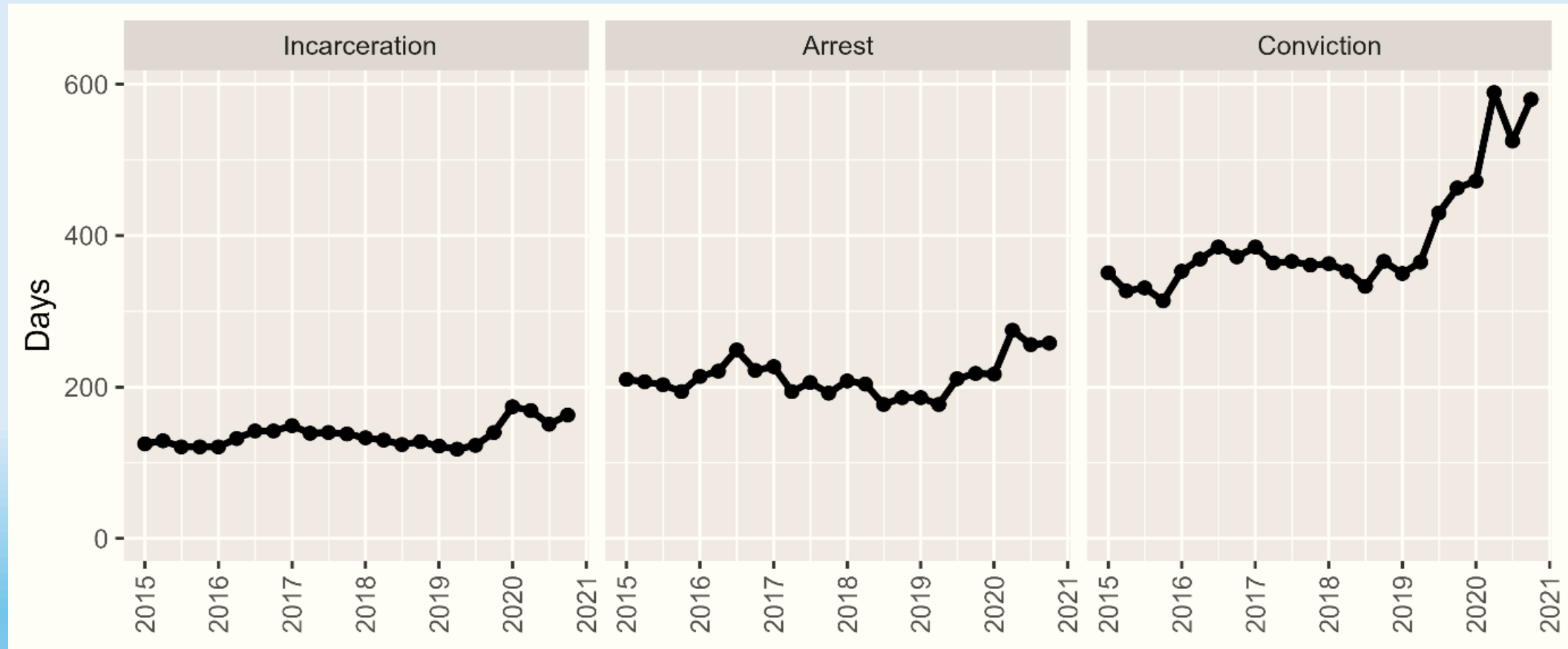
# Different levels of involvement with the system

Recidivism by Cohort and Event Type



# Timing of recidivism event

Number of Days to 50% of the Three-Year Recidivism by Cohort and Event Type



# Relative Severity of Recidivism Event

Relative Severity of Recidivism Conviction by Original Conviction Severity						
	Recidivism Conviction					
Original Conviction	Unclassified Felony %	Felony A %	Felony B %	Felony C %	Misdemeanor A %	Misdemeanor B %
Unclassified Felony	0	0	0	75.0	0	25.0
Felony A	0	0	10.9	18.8	51.6	18.8
Felony B	0	1.1	8.1	22.6	51.4	16.8
Felony C	0.1	0.4	4.3	23.0	55.3	16.8
Misdemeanor A	<0.1	0.3	2.3	12.9	63.8	20.6
Misdemeanor B	<0.1	0.3	1.7	9.7	52.5	35.8
Data Sources: Alaska Department of Public Safety and Alaska Department of Corrections Data Analysis: Alaska Criminal Justice Data Analysis Commission						

# Questions/Discussion

