



State of Alaska  
Department of Natural Resources  
House Finance Subcommittee  
Budget Overview  
February 5, 2015



# DEPARTMENT OF NATURAL RESOURCES

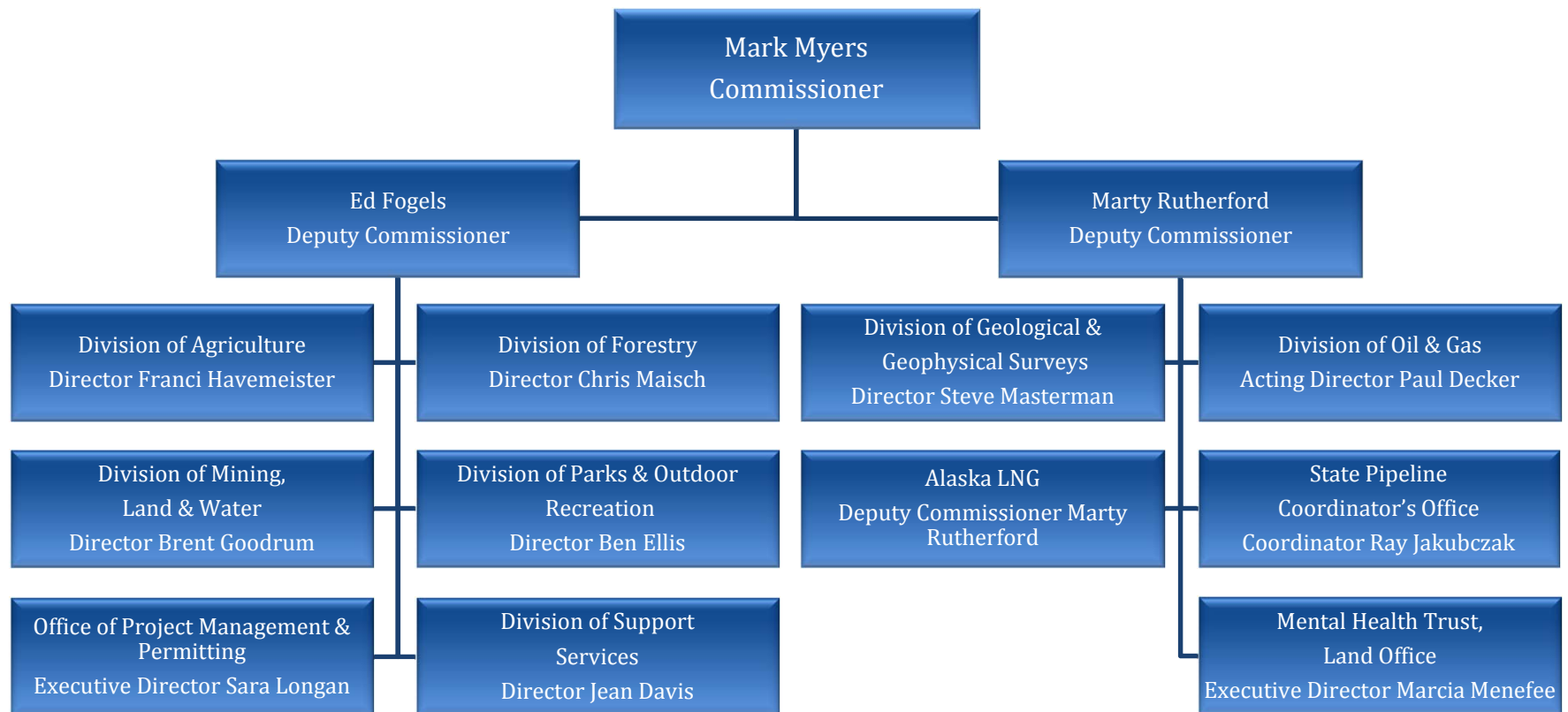
- PART I -



## DNR Overview

# DEPARTMENT OF NATURAL RESOURCES

## - ORGANIZATION CHART -



# DEPARTMENT OF NATURAL RESOURCES

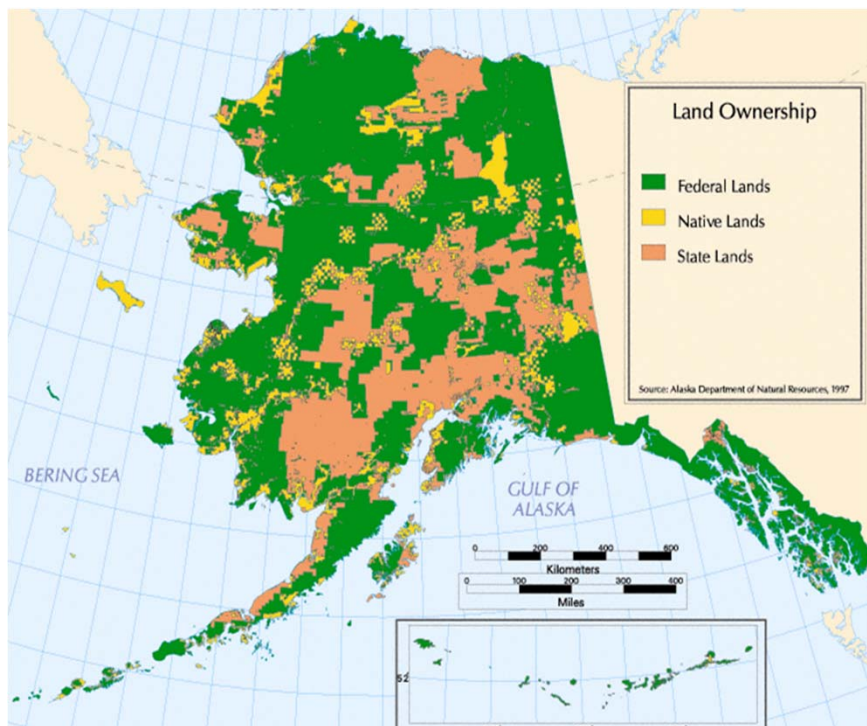
## - CORE SERVICES -

- Foster responsible commercial development and use of state land and natural resources, consistent with the public interest, for long-term wealth and employment.
- Mitigate threat to the public from natural hazards by providing comprehensive fire protection services on state, private and municipal lands, and through identifying significant geologic hazards.
- Provide access to state lands for public and private use, settlement, and recreation.
- Ensure sufficient data acquisition and assessment of land and resources to foster responsible resource and community development and public safety.



# DEPARTMENT OF NATURAL RESOURCES

## - LAND OWNERSHIP -



### Land Ownership

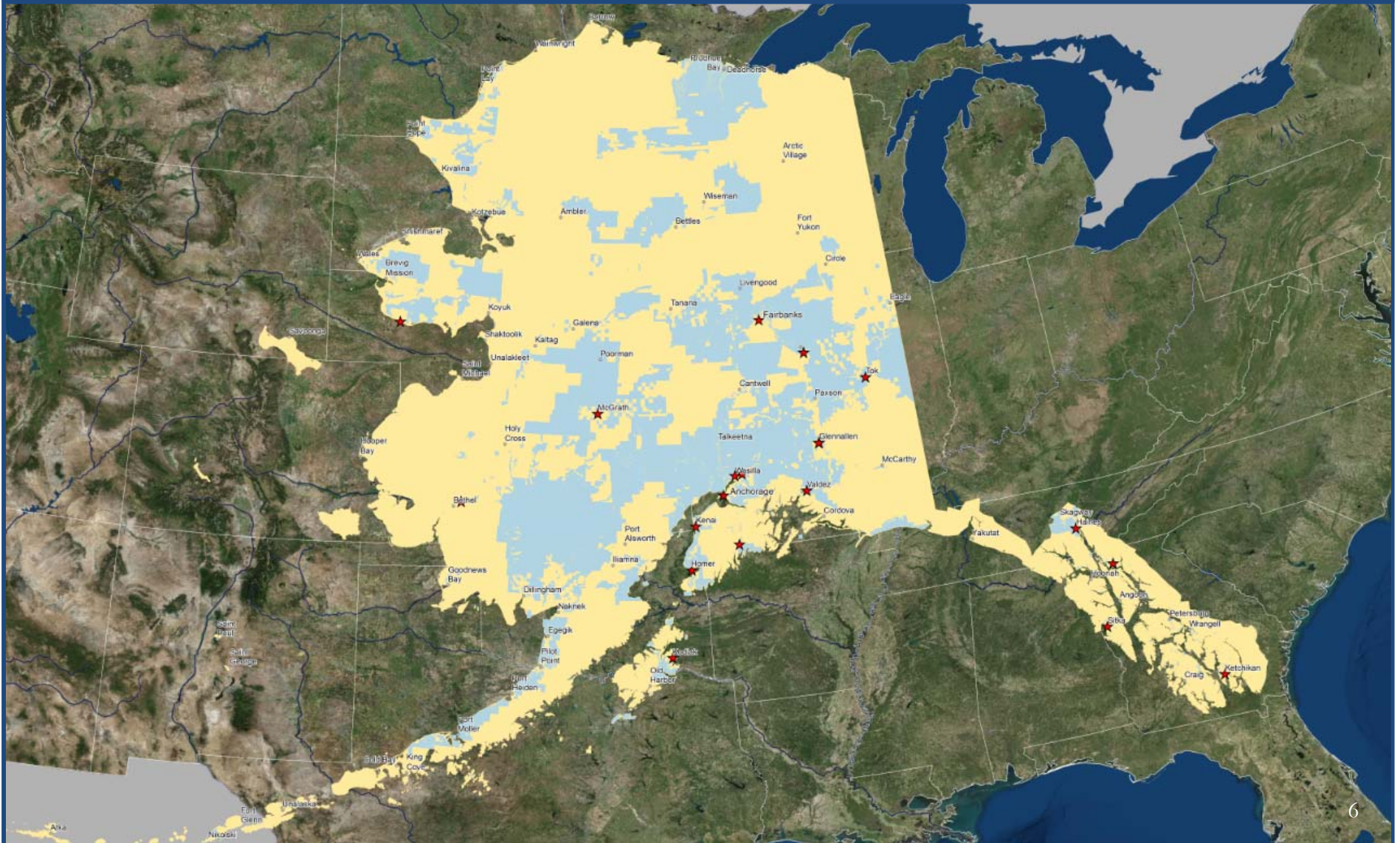
- *Federal Land:* More than 200 million acres
- *State Land:* Approx. 100 million acres of uplands, 60 million acres of tidelands, shore lands, and submerged lands, and 40,000 miles of coastline
- *Native Corporation Land:* 44 million acres

### DNR:

- Manages one of the largest portfolios of oil, gas, minerals, renewable resources, water, and land in the world
- Manages all oil and gas fields on state land, including two of the largest oil and gas fields in North America
- Oversees all activities that occur on state land

# DEPARTMENT OF NATURAL RESOURCES

## - STATE LAND POSITION/DNR OFFICE LOCATIONS-





# DEPARTMENT OF NATURAL RESOURCES

## - DIVISION OVERVIEWS -

### 1. Division of Agriculture (DoA)

- Franci Havemeister, Director
- 40 full and part-time budgeted positions
- 4.2% of DNR's FY16 Operating Budget Request
- \$7,350.6 total budget request (\$3,149.0 UGF)
- Promotes and encourages development of an agriculture industry in Alaska



### 2. Division of Forestry (DoF)

- Chris Maisch, Director
- 254 full and part-time budgeted positions (does not include the hundreds of fire season crews)
- 25.9% of DNR's FY16 Operating Budget Request
- \$45,355.6 total budget request (\$26,251.0 UGF)
- 85.6% of Forestry's budget is Fire Suppression
- Serves Alaskans through forest management and wildland fire protection



# DEPARTMENT OF NATURAL RESOURCES

## - DIVISION OVERVIEWS -

### 3. Division of Geological & Geophysical Surveys (DGGS)

- Steve Masterman, Director
- 52 full and part-time budgeted positions
- 4.9% of DNR's FY16 Operating Budget Request
- \$8,622.2 total budget request (\$4,631.7 UGF)
- Determines the potential of Alaskan land for production of metals, minerals, fuels, and geothermal resources, the locations and supplies of groundwater and construction material, and the potential geologic hazards to buildings, roads, bridges, and other installations



### 4. Division of Mining, Land & Water (DMLW)

- Brent Goodrum, Director
- 210 full and part-time budgeted positions
- 15.2% of DNR's FY16 Operating Budget Request
- \$26,596.0 total budget request (\$11,795.6 UGF)
- Provides for the appropriate use and management of Alaska's state owned land and water, aiming toward maximum use consistent with the public interest





# DEPARTMENT OF NATURAL RESOURCES

## - DIVISION OVERVIEWS -


### 5. Division of Oil & Gas (DOG)

- Paul Decker, Acting Director
- 125 full and part-time budgeted positions
- 13.2% of DNR's FY16 Operating Budget Request
- \$23,095.2 total budget request (\$9,771.5 UGF)
- Responsible for the leasing of state lands for oil, gas, and geothermal exploration, and issuing and monitoring pipeline right-of-way leases.



### 6. Division of Parks & Outdoor Recreation (DPOR)

- Ben Ellis, Director
- 187 full and part-time budgeted positions
- 9.9% of DNR's FY16 Operating Budget Request
- \$17,326.1 total budget request (\$3,952.3 UGF)
- Provides outdoor recreation opportunities and conserves and interprets natural, cultural, and historic resources for the use, enjoyment, and welfare of the people



# DEPARTMENT OF NATURAL RESOURCES

## - DIVISION OVERVIEWS -

### 7. Division of Support Services (SSD)

- Jean Davis, Director
- 131 full and part-time budgeted positions
- 7.8% of DNR's FY16 Operating Budget Request
- \$13,709.1 budget request (\$5,867.8 UGF)
- Provides client-focused, efficient and cost-effective financial, budget, procurement, human resource, information technology and recording services to DNR and the public



# DEPARTMENT OF NATURAL RESOURCES

## - OFFICE OVERVIEWS -

### **Office of the Commissioner**

- Mark Myers, Commissioner
- 9 full-time budgeted positions
- 1.0% of DNR's FY16 Operating Budget Request
- \$1,828.2 total budget request (\$1,654.8 UGF)

### **North Slope Gas Commercialization (NSGC)**

- Marty Rutherford, Deputy Commissioner
- 8 full-time budgeted positions
- 7.6% of DNR's FY16 Operating Budget Request
- \$13,225.2 total budget request (UGF)





# DEPARTMENT OF NATURAL RESOURCES


## - OFFICE OVERVIEWS -

### **Office of Project Management & Permitting (OPMP)**

- Sara Longan, Director
- 19 full-time budgeted positions
- 4.6% of DNR's FY16 Operating Budget Request
- \$8,134.6 total budget request (\$738.8 UGF, \$5,648.3 Industry Receipts)
- Coordinates the review of larger scale projects in the state

### **Alaska Mental Health Trust Land Office (MHTLO)**

- Marcie Menefee, Executive Director
- 18 full and part-time budgeted positions
- 2.5% of DNR's FY16 Operating Budget Request
- \$4,321.9 total budget request (MHTAAR Receipts)
- Protecting and enhancing the value of Alaska Mental Health Trust Lands while maximizing revenues from those lands over time

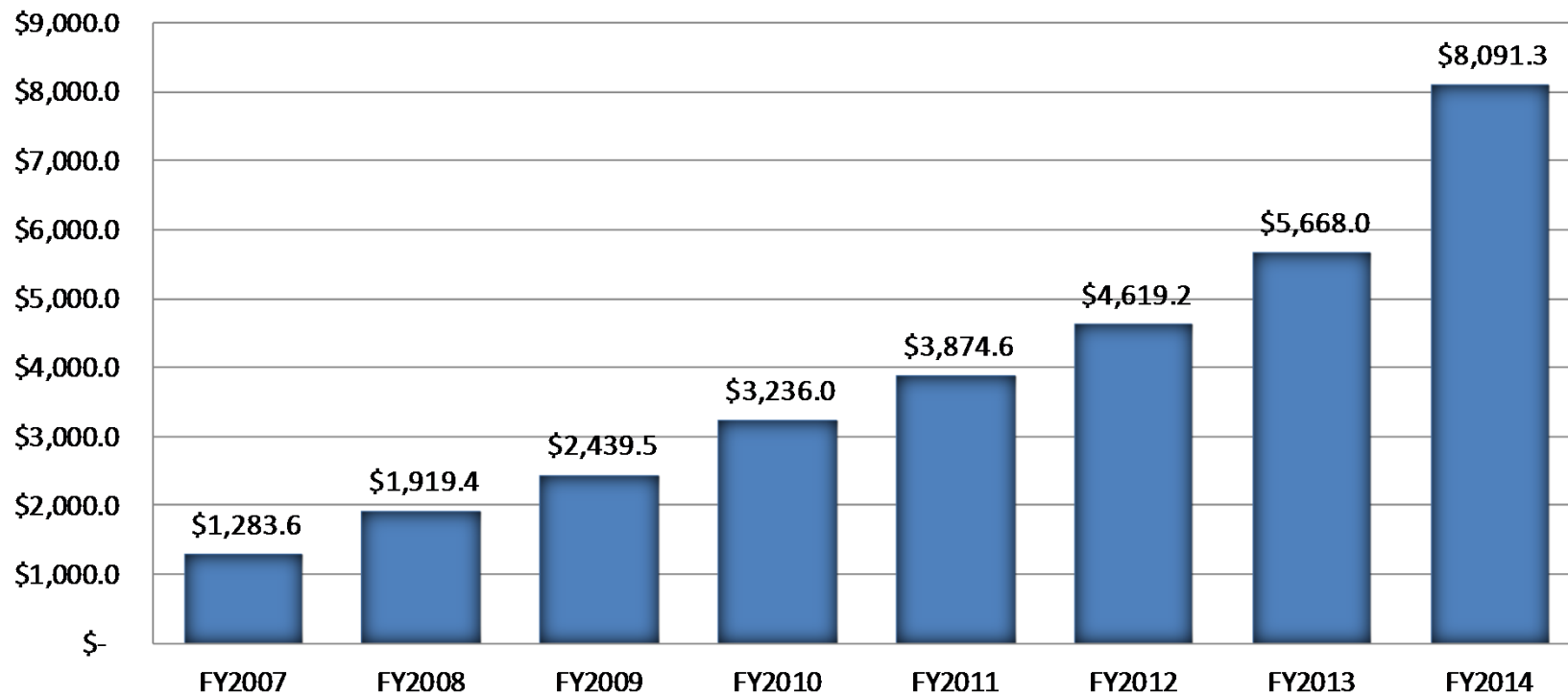




# KEY PERFORMANCE MEASURES

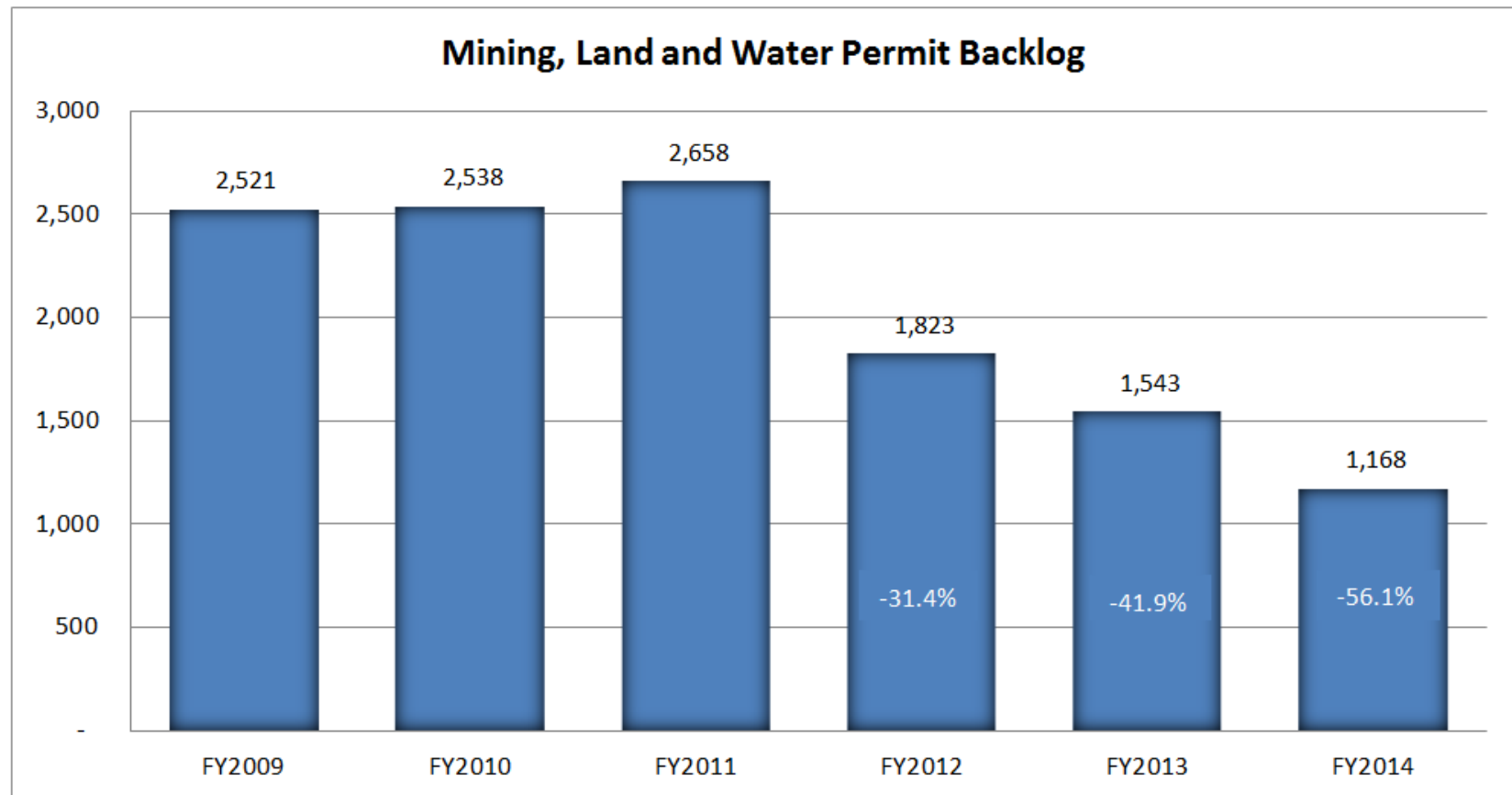
**TARGET:** Review, coordinate, and manage 100% of large resource development projects that request Office of Project Management & Permitting services to assist project proponents in navigating the state and federal permitting process.

**Dollar Value (in thousands) of Agreements under MOU and RSA for Large Development Projects Permitting Coordination**



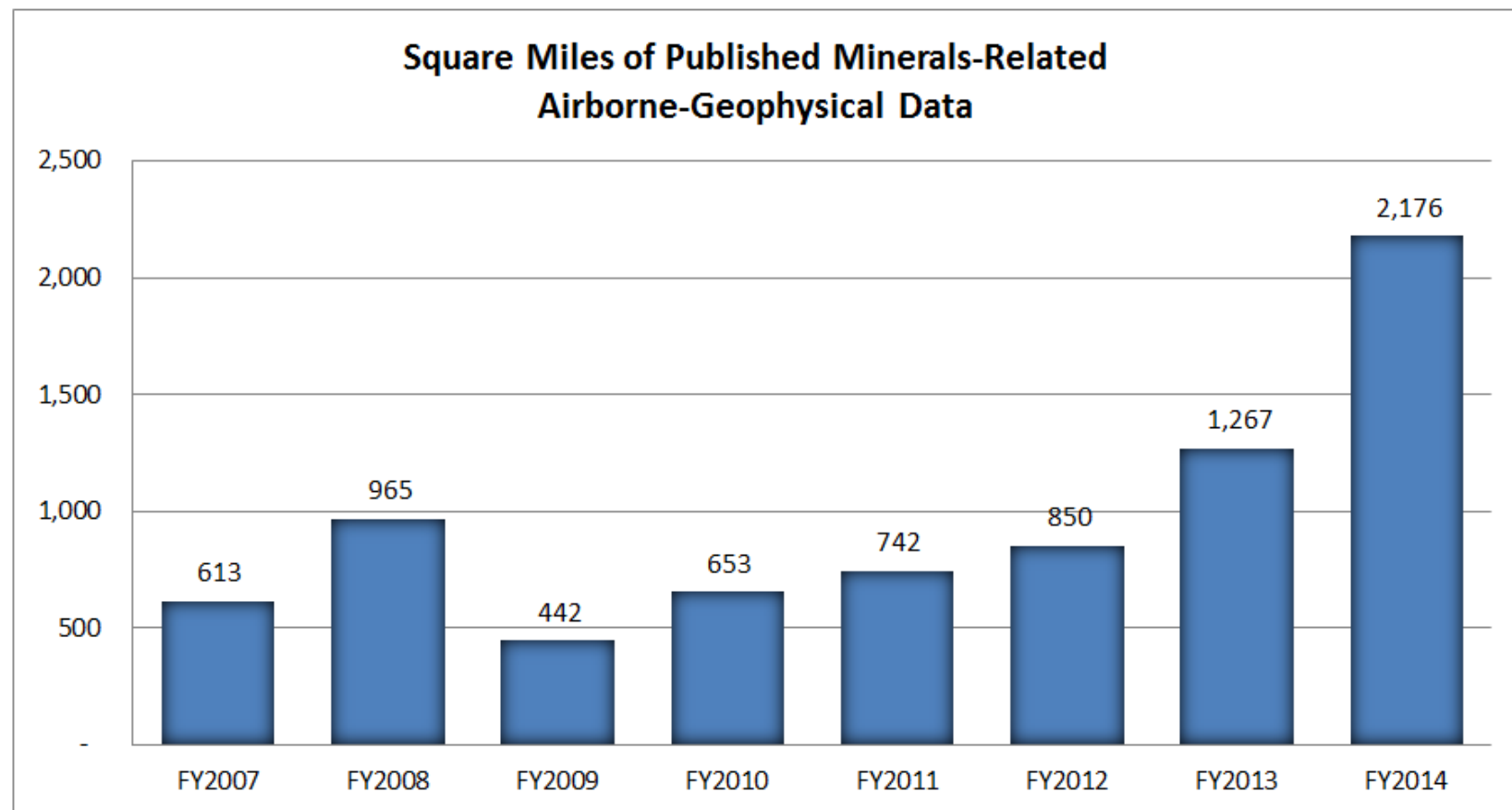
# KEY PERFORMANCE MEASURES

TARGET: Eliminate 100% of the Permit Backlog



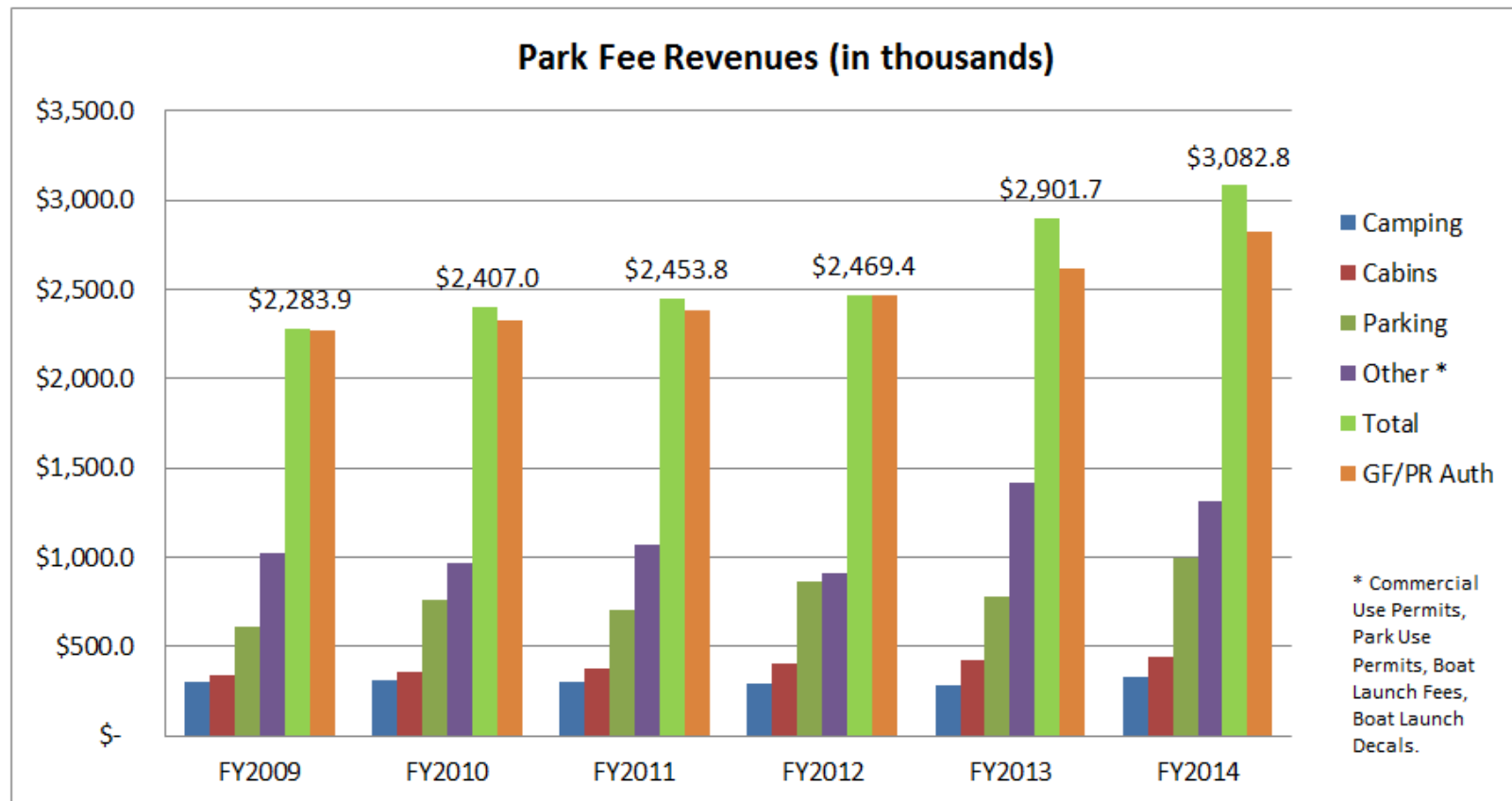
# KEY PERFORMANCE MEASURES

**TARGET:** Square miles of published airborne geophysical survey data of minerals-interest lands.



# KEY PERFORMANCE MEASURES

**TARGET:** Collect enough fees yearly to cover the authorized program receipt funds in the Parks Management and Access budget. Increase fee revenues annually.





# DEPARTMENT OF NATURAL RESOURCES

## PART II

### FY2016 Governor Amended Budget Highlights



# DNR FY2016 GOVERNOR AMENDED BUDGET

## - EMPLOYEES -

DNR will employ about 1,060 Alaskans in full-time and seasonal positions, in 29 locations, with main offices in Anchorage, Juneau, Fairbanks and Palmer, and regional offices throughout the state

	FT	PT	NP	Total	
<b>FY2012 Management Plan</b>	759	248	93	1,100	<b>% Change from FY2012</b>
<b>FY2013 Management Plan</b>	755	241	103	1,099	-0.09%
<b>FY2014 Management Plan</b>	757	243	112	1,112	1.09%
<b>FY2015 Management Plan</b>	759	238	110	1,107	0.64%
<b>FY2016 Governor Amend</b>	734	219	107	1,060	-3.64%



# DNR FY2016 GOVERNOR AMENDED BUDGET

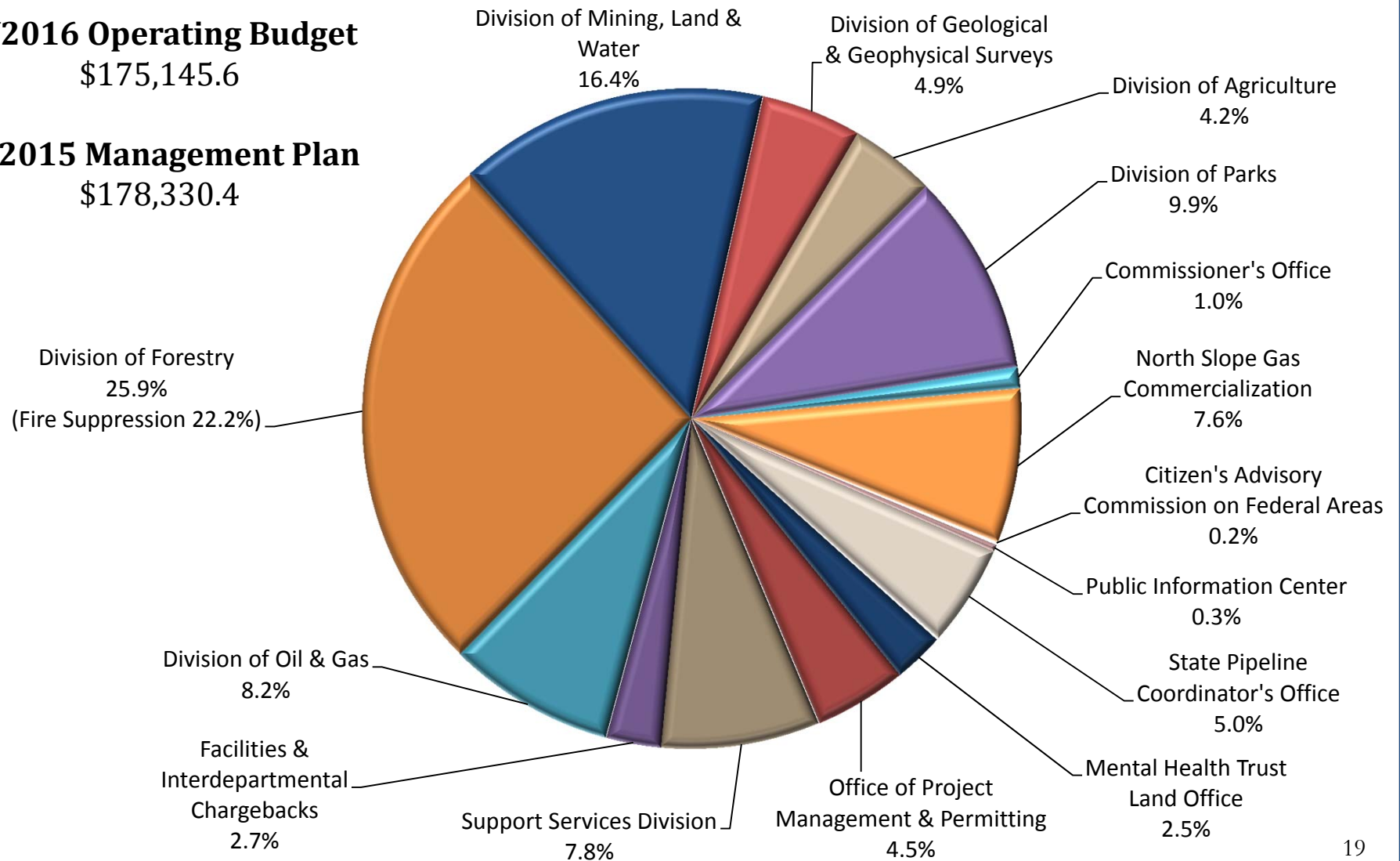
## - OPERATING BUDGET BY DIVISION / OFFICE -

### FY2016 Operating Budget

\$175,145.6

### FY2015 Management Plan

\$178,330.4



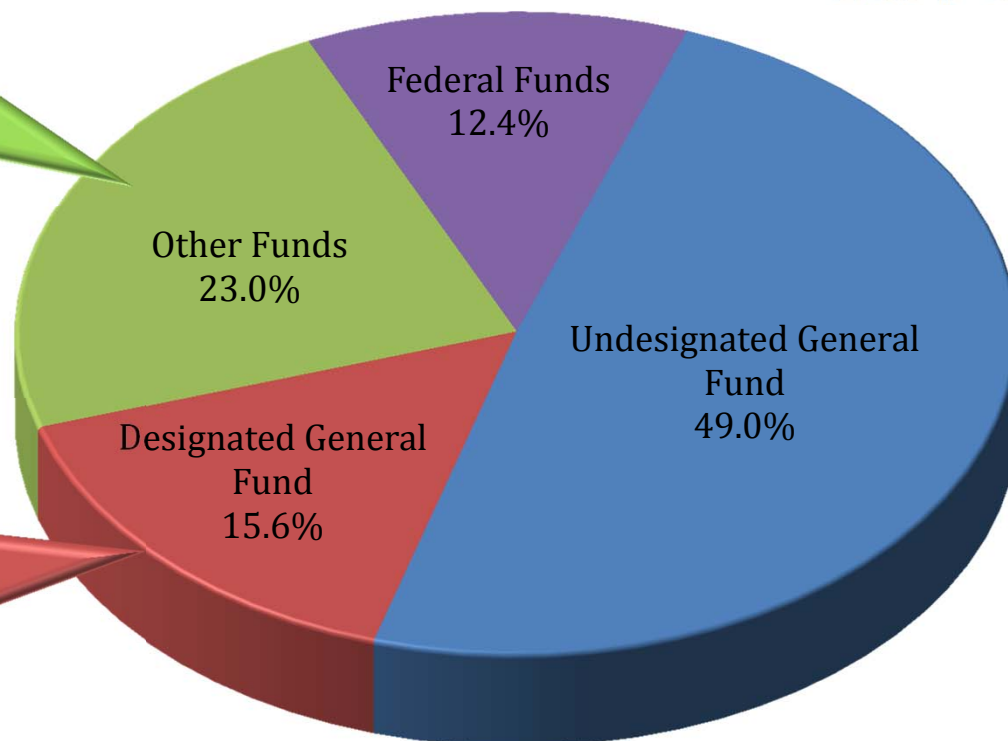
# DNR FY2016 GOVERNOR AMENDED BUDGET

## - OPERATING BUDGET BY FUND TYPE -

Undesignated GF	\$	85,890.0
Designated GF	\$	27,245.4
Other Funds	\$	40,252.9
Federal	\$	21,757.3
Total	\$	175,145.6

- Reimbursable Services Agreements (RSAs)
- Mental Health Receipts
- Industry Reimbursements
- Permanent Fund Receipts

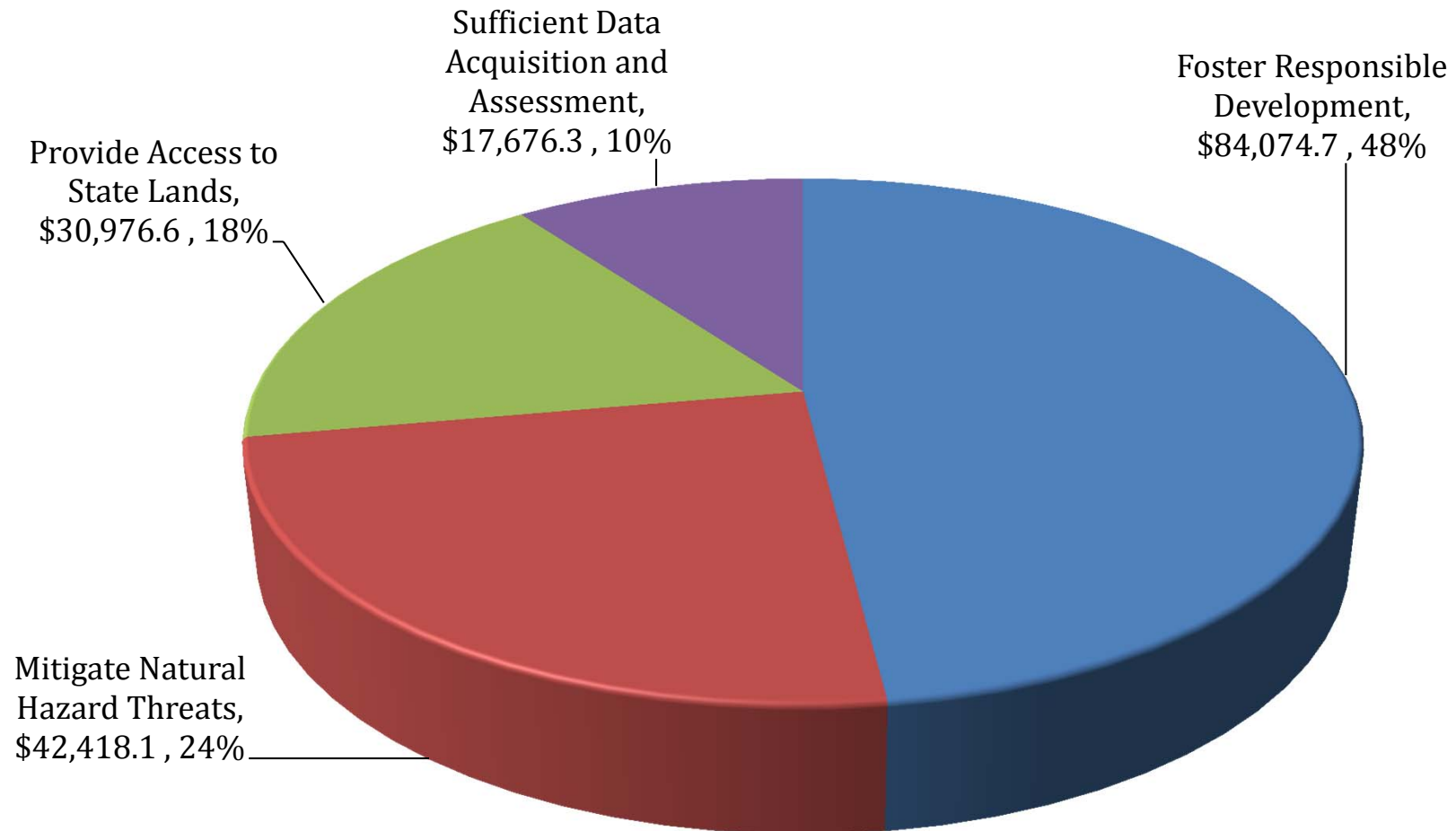
- Fees (Parks, Recorder's Office, Permits)
- Land Disposal Income Fund
- Timber Receipts
- ARLF
- Vehicle Rental Tax





# DNR FY2016 GOVERNOR AMENDED BUDGET

## - OPERATING BUDGET BY CORE SERVICES -



# DNR FY2016 GOVERNOR AMENDED BUDGET

## - OPERATING BUDGET BY CORE SERVICE-

### Comparison of FY2015 Management Plan To FY2016 Adjusted Base

	FY2015 Management Plan					FY2016 Adjusted Base					Change from FY2015 Management Plan
	UGF	DGF	Other	Federal	Total	UGF	DGF	Other	Federal	Total	
Foster Responsible Development	40,473.2	12,291.8	28,225.9	3,251.1	84,242.0	30,607.2	12,450.3	24,361.2	3,278.0	70,696.7	(13,545.3)
Mitigate Natural Hazard Threats	25,728.5	800.0	3,468.5	13,464.2	43,461.2	25,940.7	812.2	3,497.5	13,484.0	43,734.4	273.2
Provide Access to State Lands	12,154.9	11,634.0	6,113.7	1,979.1	31,881.7	12,222.1	11,798.2	6,210.4	2,002.4	32,233.1	351.4
Sufficient Data Acquisition and Assessment	9,716.2	1,742.7	4,161.9	3,124.7	18,745.5	9,874.3	1,771.0	4,230.0	3,157.9	19,033.2	287.7
<b>TOTALS</b>	<b>88,072.8</b>	<b>26,468.5</b>	<b>41,970.0</b>	<b>21,819.1</b>	<b>178,330.4</b>	<b>78,644.3</b>	<b>26,831.7</b>	<b>38,299.1</b>	<b>21,922.3</b>	<b>165,697.4</b>	<b>(12,633.0)</b>

### Comparison of FY2016 Adjusted Base To FY2016 Governor Amended

	FY2016 Adjusted Base					FY2016 Governor Amended					Change from FY2016 Adj Base
	UGF	DGF	Other	Federal	Total	UGF	DGF	Other	Federal	Total	
Foster Responsible Development	30,607.2	12,450.3	24,361.2	3,278.0	70,696.7	41,096.4	12,283.6	27,566.6	3,128.0	84,074.6	13,377.9
Mitigate Natural Hazard Threats	25,940.7	812.2	3,497.5	13,484.0	43,734.4	24,724.0	784.5	3,425.6	13,484.0	42,418.1	(1,316.3)
Provide Access to State Lands	12,222.1	11,798.2	6,210.4	2,002.4	32,233.1	11,399.7	11,761.8	5,812.7	2,002.4	30,976.6	(1,256.5)
Sufficient Data Acquisition and Assessment	9,874.3	1,771.0	4,230.0	3,157.9	19,033.2	8,669.9	1,748.5	4,115.0	3,142.9	17,676.3	(1,356.9)
<b>TOTALS</b>	<b>78,644.3</b>	<b>26,831.7</b>	<b>38,299.1</b>	<b>21,922.3</b>	<b>165,697.4</b>	<b>85,890.0</b>	<b>26,578.4</b>	<b>40,919.9</b>	<b>21,757.3</b>	<b>175,145.6</b>	<b>9,448.2</b>

# DNR FY2016 GOVERNOR AMENDED BUDGET

## - SUMMARY -

### SUMMARY OF FY2016 GOVERNOR'S AMENDED BUDGET DEVELOPMENT

	<u>Division</u>	<u>Funding Sources</u>					<u>Positions</u>			
		<u>UGF</u>	<u>DGF</u>	<u>Other</u>	<u>Fed</u>	<u>Total</u>	<u>PFT</u>	<u>PPT</u>	<u>NP</u>	<u>Total</u>
<b><i>FY2015 Management Plan:</i></b>		88,072.8	26,468.5	41,970.0	21,819.1	178,330.4	759	238	110	1,107
<b><i>FY2016 Adjusted Base (Legislative Finance) Actions:</i></b>										
Net FY16 Contractual Salary Inc and Health Ins Rate Reductions	Multiple	1,017.7	363.2	400.5	103.2	1,884.6				-
Reversal of AKLNG Fiscal Note for SB138	AKLNG	(8,986.7)				(8,986.7)	(6)			(6)
Reversal of Mental Health Trust Land Office Administrative Budget	MHTLO			(4,071.4)		(4,071.4)				-
Reversal of Other One-Time Appropriations	Multiple	(1,459.5)				(1,459.5)				-
<b><i>FY2016 Adjusted Base (Legislative Finance:</i></b>		78,644.3	26,831.7	38,299.1	21,922.3	165,697.4	753	238	110	1,101
<b><i>FY2016 Governor Amended Budget Increments:</i></b>										
Restore Gas Pipeline AKLNG Project Funding to FY2015 Level (SB138)	AKLNG	8,986.7				8,986.7	6			6
Additional Funding for Gas Pipeline AKLNG Project	AKLNG	4,200.0				4,200.0	1			1
Spending and Receipt Authority for Pipeline and Gas Line Projects	SPCO			585.2		585.2				-
Restore Mental Health Trust Land Office Administrative Budget	MHTLO			4,071.4		4,071.4				-
Additional Funding for Mental Health Trust Land Office Administrative Budget	MHTLO			255.6		255.6				-
Subtotal Increments		13,186.7	0.0	4,912.2	0.0	18,098.9	7	0	0	7

# DNR FY2016 GOVERNOR AMENDED BUDGET

## - SUMMARY -

### SUMMARY OF FY2016 GOVERNOR'S AMENDED BUDGET DEVELOPMENT

	Division	Funding Sources					Positions			
		UGF	DGF	Other	Fed	Total	PFT	PPT	NP	Total
FY2016 Governor Amended Budget Decrements (alphabetical by division):										
Eliminate Funding for Natural Resources Conservation and Development Board	Agriculture	(116.5)				(116.5)				-
Agricultural Program Consolidation and Efficiencies	Agriculture	(71.9)					(1)			(1)
Eliminate Ethnobotany Program and Garden	Agriculture	(147.8)				(147.8)	(1)	(2)		(3)
Delete Special Assistant to the Commissioner Position	Commissioner	(70.0)				(70.0)	(1)			(1)
Elimination of Airborne Geophysical Surveys and Support for Geothermal and Coal Resources	DGGS	(1,000.0)				(1,000.0)	(4)			(4)
Eliminate Iditarod Trail Oversight and Management	DMLW	(100.9)		(137.0)		(237.9)	(2)			(2)
Eliminate RS2477/Navigability Program	DMLW	(1,547.8)				(1,547.8)	(6)			(6)
Consolidation of Regional Management in Forestry Area Office	Forestry	(50.0)				(50.0)	(1)			(1)
Reorganize the McGrath Fire Suppression Protection Area and Discontinue the Wildland Fire Academy	Forestry	(1,100.0)				(1,100.0)		(16)		(16)
Eliminate Coordination of Agency Input to Forest Service Tongass Planning and Timber Sale Projects	Forestry	(111.0)		(16.1)		(127.1)	(1)			(1)
Restructure of Oil and Gas as a Result of Work Process Improvements	Oil & Gas	(644.0)				(644.0)	(3)		(2)	(5)
Reduce Alaska National Interest Lands Conservation Act (ANICLA) Office	OPMP	(226.0)				(226.0)	(1)			(1)
Eliminate Coordination of Agency Input to Forest Service Tongass Planning and Timber Sale Projects	OPMP	(37.5)				(37.5)				-
Reduce Receipt Authority for Permitting Coordination Projects	OPMP			(500.0)		(500.0)				-
Decrease Exxon Valdez Oil Spill Authorization to Match Trustee Council Budget	OPMP			(246.9)		(246.9)				-
Reallocation of Administrative Duties to Recognize Efficiencies in Parks	Parks	(25.0)			(15.0)	(40.0)	(1)			(1)
Reorganization of State Pipeline Coordinator's Office	SPCO		(80.0)	(438.9)		(518.9)	(3)			(3)
Delete Petroleum Systems Integrity Office	SPCO/PSIO	(607.6)				(607.6)				-
Centralize Information Technology Functions and Services	SSD	(85.0)				(85.0)	(1)			(1)
Recorder's Office Consolidation and Efficiencies	SSD		(173.3)			(173.3)		(1)		(1)
Delete Excess Authorization from Miscellaneous Components	Multiple			(952.5)	(150.0)	(1,102.5)			(1)	(1)
Subtotal Decrements		(5,941.0)	(253.3)	(2,291.4)	(165.0)	(8,578.8)	(26)	(19)	(3)	(48)

#### FY2016 Governor Amended:

<b>85,890.0</b>	<b>26,578.4</b>	<b>40,919.9</b>	<b>21,757.3</b>	<b>175,217.5</b>	<b>734</b>	<b>219</b>	<b>107</b>	<b>1,060</b>
-----------------	-----------------	-----------------	-----------------	------------------	------------	------------	------------	--------------

#### Comparisons:

% Change FY2016 Adjusted Base to FY2016 Governor Amended	9.2%	-0.9%	6.8%	-0.8%	5.7%	-2.5%	-8.0%	-2.7%	-3.7%
% Change FY2015 Management Plan to FY2016 Governor Amended	-2.5%	0.4%	-2.5%	-0.3%	-1.7%	-3.3%	-8.0%	-2.7%	-4.2%

#### Comparison Excluding AKLNG:

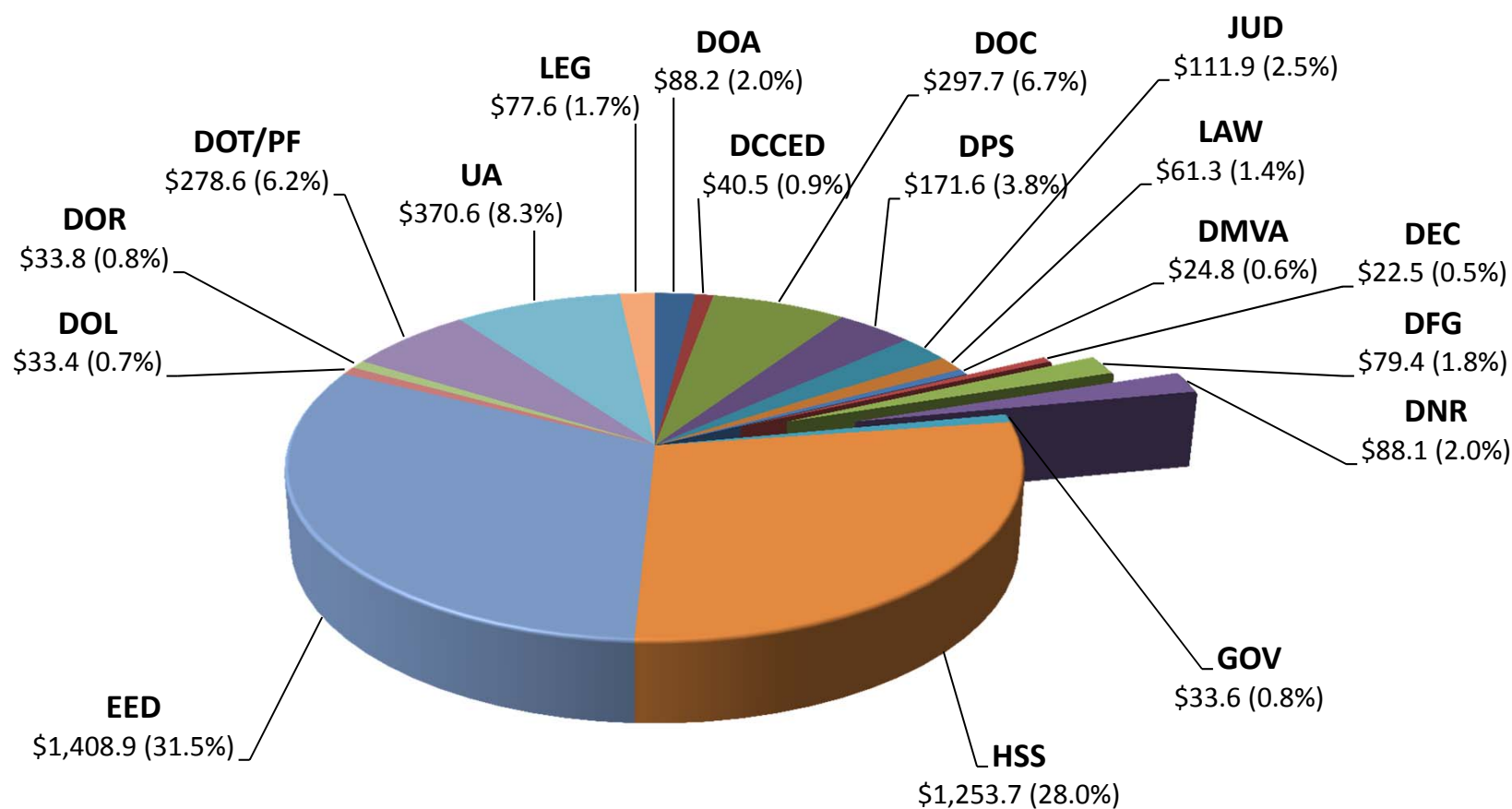
FY2016 Governor Amended excluding AKLNG	72,703.3	26,578.4	40,919.9	21,757.3	162,030.8	727	219	107	1,053
% Change FY2016 Adjusted Base to FY2016 Governor Amended excluding AKLNG	-7.6%	-0.9%	6.8%	-0.8%	-2.2%	-3.5%	-8.0%	-2.7%	-4.4%



# DEPARTMENT COMPARISON

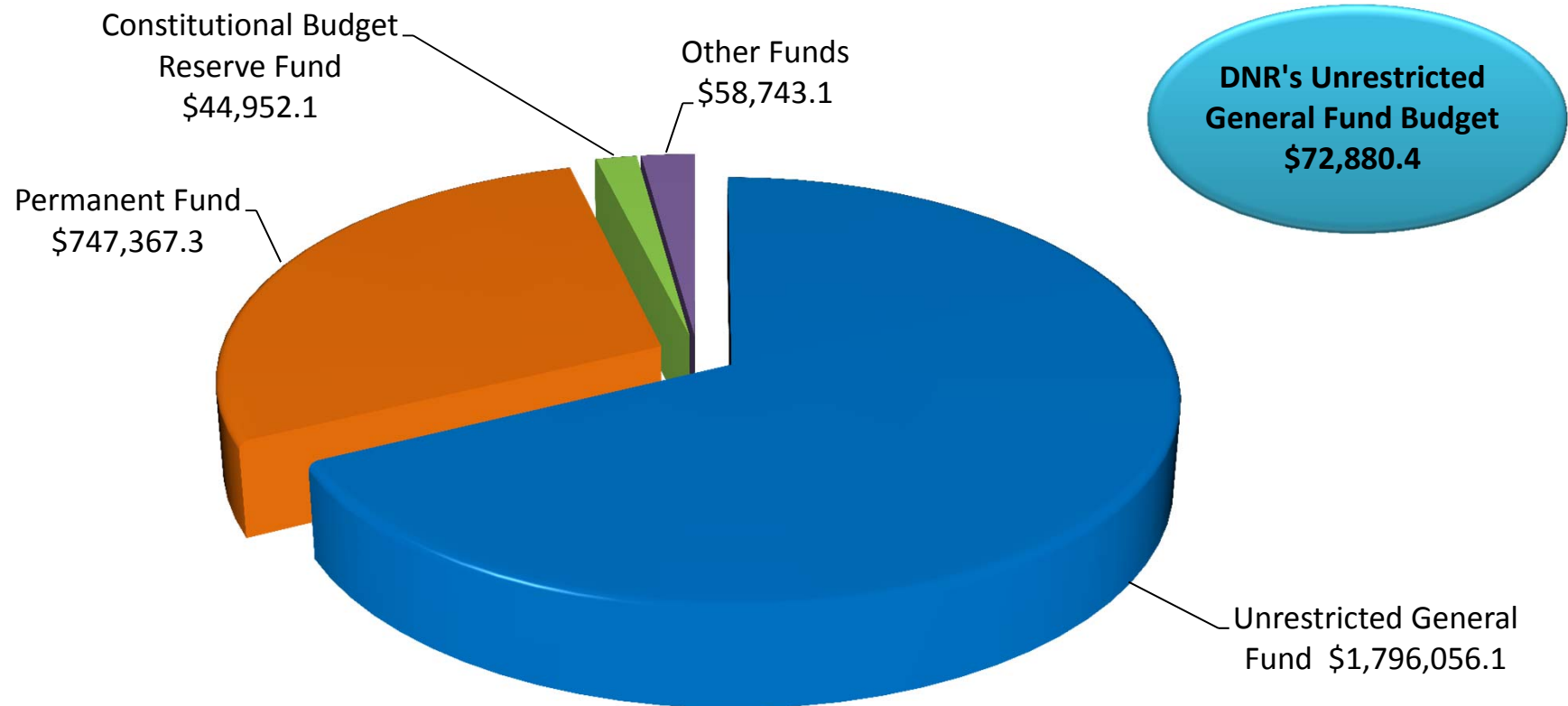
## Department Comparison

FY2015 Management Plan Operating Budget  
(UGF only - in millions)



# DNR REVENUE GENERATION

DNR GENERATED REVENUE COMPARED TO DNR'S UNRESTRICTED GENERAL FUND BUDGET  
ANNUAL AVERAGE FOR FY2006 – FY2014 (IN THOUSANDS)



**DNR generates an average of \$2.6 billion in revenue annually.**

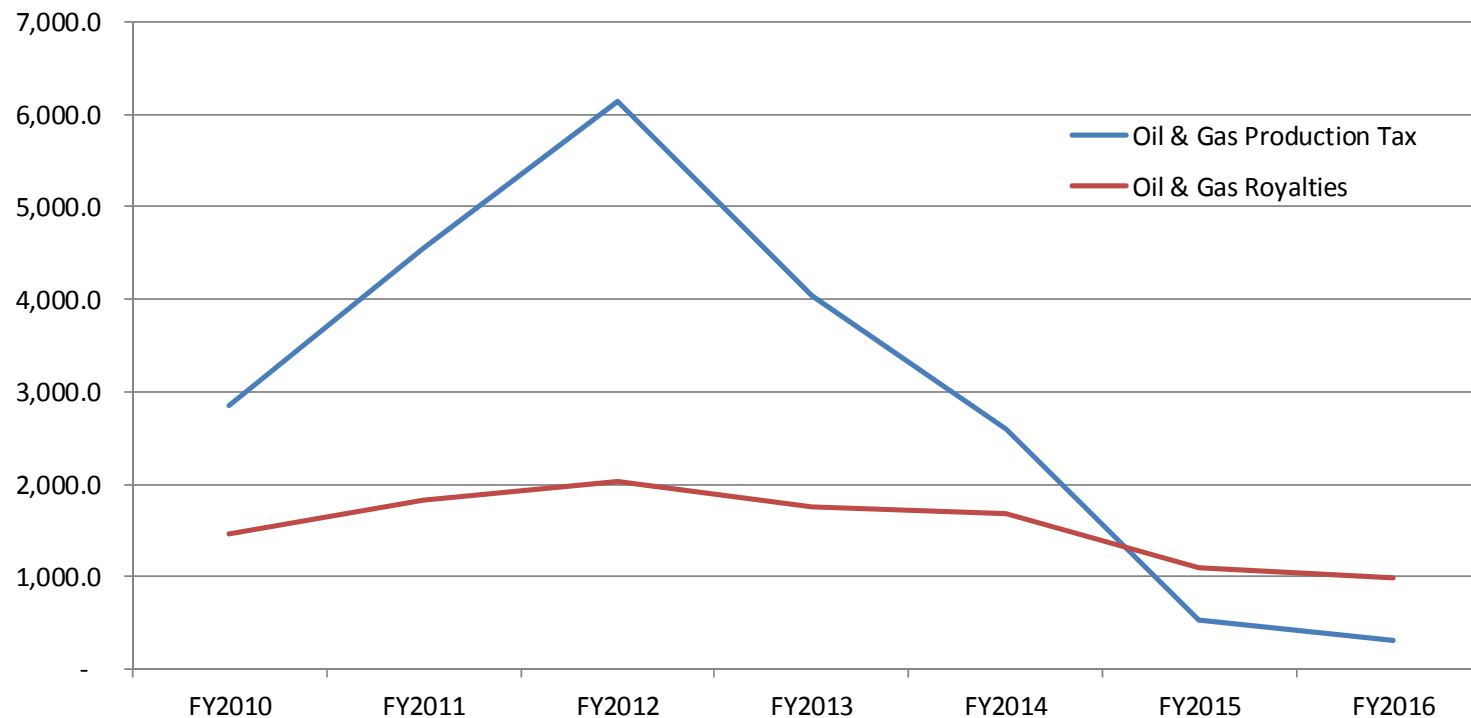
Additionally, of the \$3.38 billion in unrestricted general fund tax revenue collected by the Department of Revenue in FY2014, \$2.61 billion was generated from oil & gas and mining activities.

# REVENUE ACTUALS & FORECAST

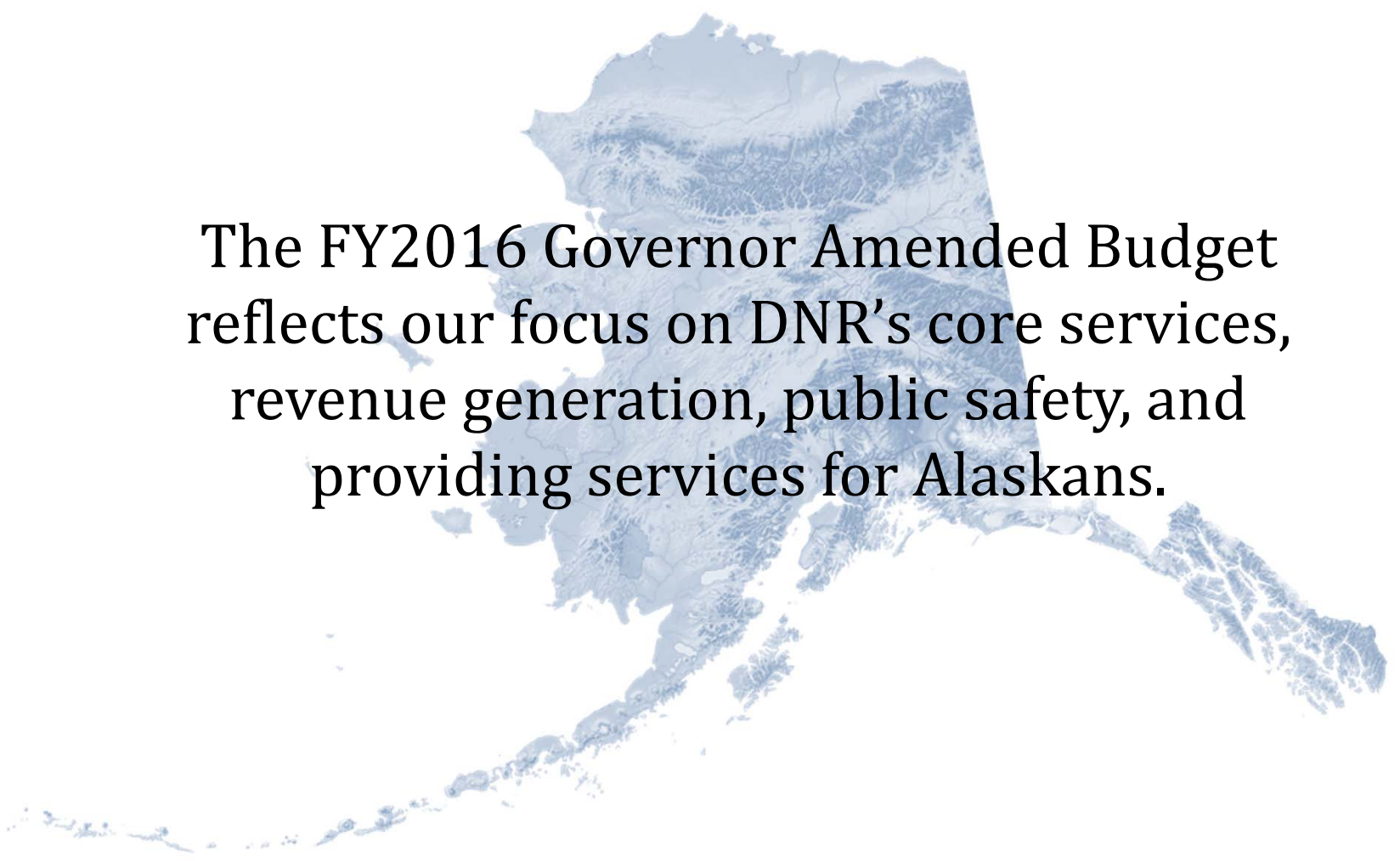
Revenue Sources Book Fall 2014

*Alaska Department of Revenue*

	Actuals	Actuals	Actuals	Actuals	Actuals	Forecast	Forecast
(in millions)	FY2010	FY2011	FY2012	FY2013	FY2014	FY2015	FY2016
<b>Oil &amp; Gas Production Tax</b>	2,860.7	4,543.2	6,136.7	4,042.5	2,598.2	523.6	308.4
<b>Oil &amp; Gas Royalties</b>	1,469.0	1,821.3	2,022.8	1,748.4	1,685.0	1,100.8	989.9



# IN CONCLUSION



The FY2016 Governor Amended Budget reflects our focus on DNR's core services, revenue generation, public safety, and providing services for Alaskans.