



# PRETRIAL ENFORCEMENT DIVISION (PED)



Public Safety & Pretrial Justice

Pretrial Update from January 1, 2018 to April 1, 2018

**4,357**

Assessments  
Completed

Total Unique  
Individuals  
Assessed:

**3,382**

Average  
PED  
Caseload

**37**

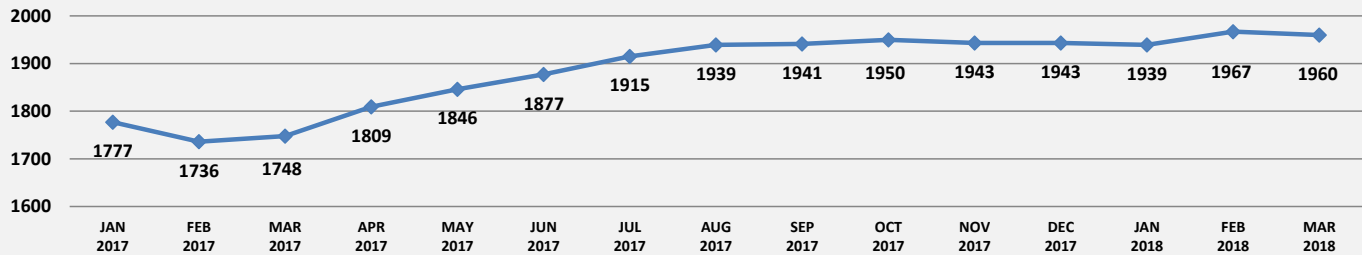
Current Number of  
Defendants Supervised

**884**

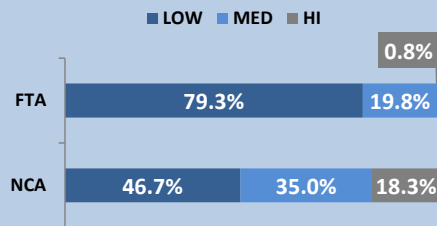
Total Number of Defendants  
Supervised

**1,424**

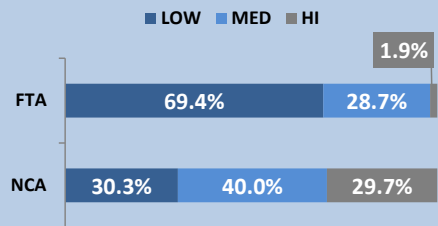
## MONTHLY AVERAGE UNSENTENCED JAIL POPULATION



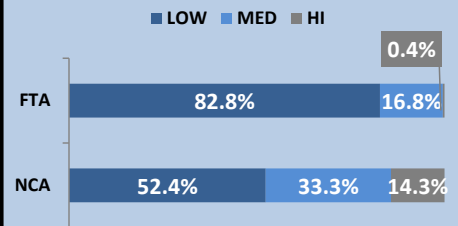
### UNSENTENCED CONFINED BY RISK GROUP



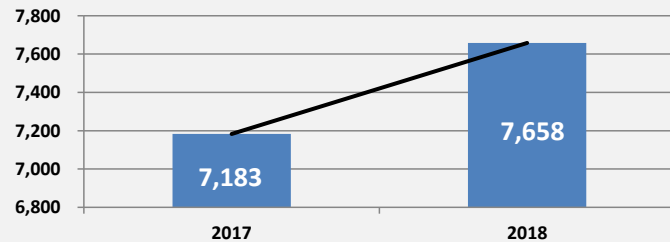
### PENDING PED RELEASE BY RISK GROUP



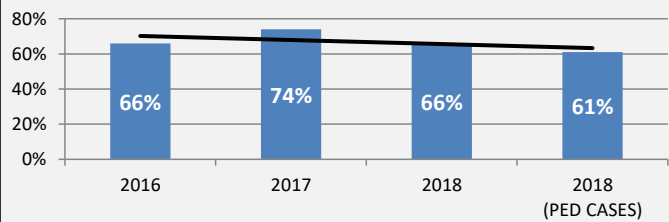
### ACTIVE SUPERVISION BY RISK GROUP



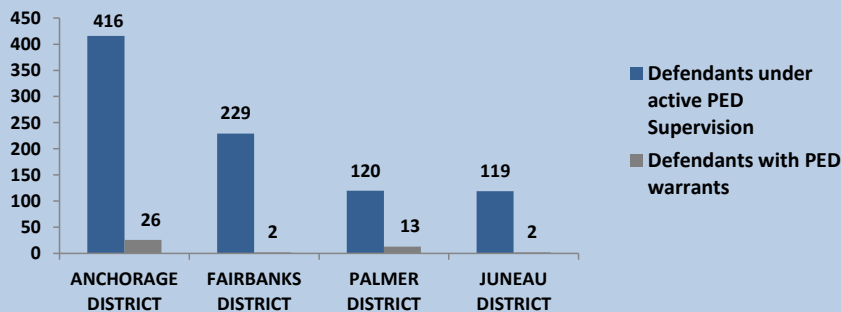
### TOTAL BOOKINGS 1/1 - 3/30



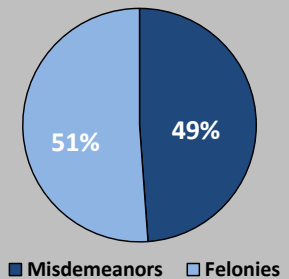
### % OF PRETRIAL RETURNS TO JAIL THAT WERE RE-RELEASED (1/1 - 3/19)



### TOTAL PED CASES VS PED CASES WITH WARRANTS



### PRETRIAL DEFENDANTS BY CRIME LEVEL



### Pretrial Electronic Monitoring (EM) by Equipment Type & Location

	ANCHORAGE	CORDOVA	CRAIG	DILLINGHAM	FAIRBANKS	JUNEAU	KODIAK	MAT-SU	VALDEZ	STATEWIDE
GPS	60	0	0	0	35	6	1	21	2	125
CURFEW	12	0	0	0	1	0	0	1	0	14
TAD	19	3	2	2	19	1	1	11	0	58
BREATHALYZER	58	0	0	0	9	2	0	8	3	80
All Types	149	3	2	2	64	9	2	41	5	277