

Alaska Department of Fish & Game House Finance Subcommittee Overview



Division of Wildlife Conservation
February 6, 2018



Wildlife Conservation

Mission

To conserve and enhance Alaska's wildlife and habitats and provide for a wide range of public uses and benefits.





Wildlife Conservation

Core Services

- Wildlife Management
- Wildlife Research
- Maintain and enhance opportunities for Alaskans to gain knowledge of and appreciation for Alaska's wildlife, management, and ways to safely and ethically interact with wildlife





Components and Services

Wildlife Conservation

- 5 Regions
 - Wildlife Population Management & Research – Game Species
 - Regulatory Process
 - Harvest Information
 - Public & Hunter Information – 22 offices
- Access Defense/Assert & Protect State's Rights
- Special Areas – Creamers Field, McNeil River, Palmer Hay Flats, Pack Creek
- Hunter Information & Training
- Marine Mammal Research – Stellar sea lions, Ice Seals, Walrus, Bowhead Whale
- Threatened, Endangered, and Diversity Research – on species of concern to prevent unnecessary listings

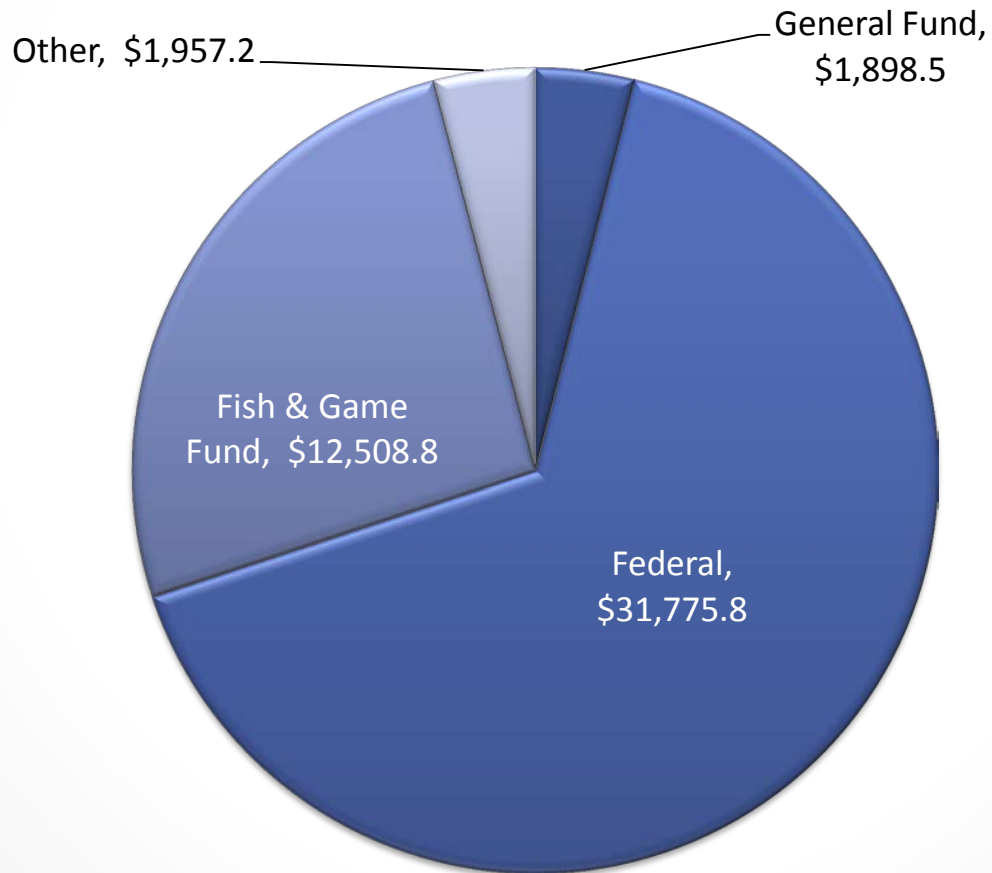
Public Shooting Ranges

- Rabbit Creek Shooting Park, Fairbanks Indoor Range, Juneau Indoor Range



FY2019 by Fund Source

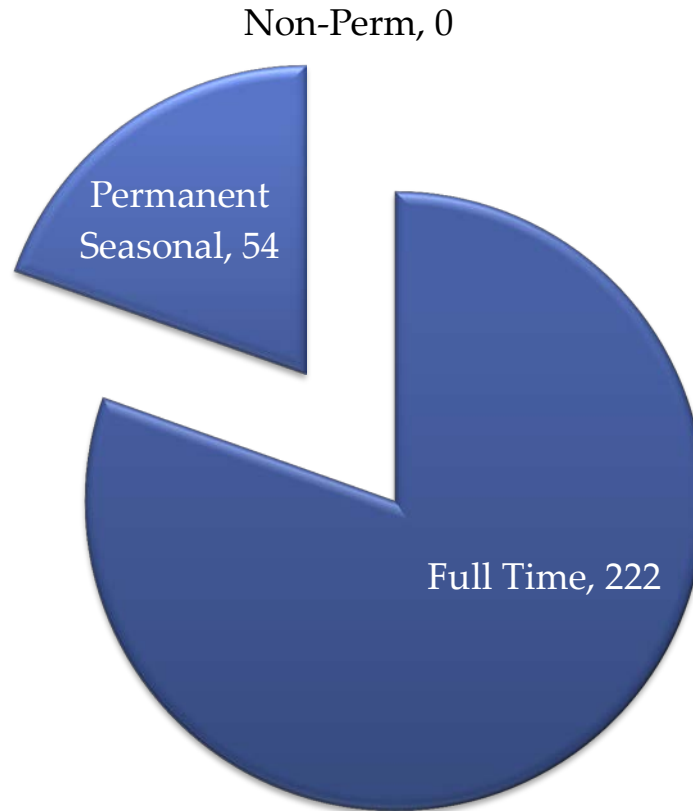
Wildlife Conservation - \$48,140.3





FY2019 Positions

Wildlife Conservation - 276





FY2019 Operating Budget

Division of Wildlife Conservation

Division of Wildlife Conservation Operating Budget by Component FY2018 Management Plan to FY2019 Governor Comparison

| FY2018 Management Plan | | | | | | | | | | FY2019 Governor | | | | | | | | | | | Chgs from Mgmt Plan |
|--|---------|-----|----------|----------|----------|-------|------|-----|---------|---|----------|----------|----------|-------|------|----|------------|--|--|--|------------------------|
| RDU | UGF | DGF | Other | Federal | Total | PFT | PPT | NP | UGF | DGF | Other | Federal | Total | PFT | PPT | NP | | | | | |
| Wildlife Conservation | 1,239.9 | - | 10,398.8 | 22,346.8 | 33,985.5 | 195.0 | 32.0 | 2.0 | 1,898.5 | - | 13,549.1 | 31,775.8 | 47,223.4 | 220.0 | 48.0 | - | 13,237.9 | | | | |
| Wildlife Conservation Special Projects | 705.0 | - | 3,074.8 | 9,369.8 | 13,149.6 | 25.0 | 16.0 | 1.0 | - | - | - | - | - | - | - | - | (13,149.6) | | | | |
| Hunter Education Public Shooting Ranges | - | - | 913.9 | - | 913.9 | 2.0 | 6.0 | - | - | - | 916.9 | - | 916.9 | 2.0 | 6.0 | - | 3.0 | | | | |
| Totals | 1,944.9 | - | 14,387.5 | 31,716.6 | 48,049.0 | 222.0 | 54.0 | 3.0 | 1,898.5 | - | 14,466.0 | 31,775.8 | 48,140.3 | 222.0 | 54.0 | - | 91.3 | | | | |
| Percent Change for Management Plan to Governor Request (GF Only) | | | | | | | | | | -2% | | | | | | | | | | | |
| | | | | | | | | | | Key Changes from Mgmt Plan to Governor | | | | | | | | | | | |
| | | | | | | | | | | UGF | DGF | Other | Federal | Total | | | | | | | |
| | | | | | | | | | | FY2019 Increase - Health Insurance Premiums in WC | | | | | | | | | | | |
| | | | | | | | | | | 2.2 | 0.0 | 22.9 | 48.0 | 73.1 | | | | | | | |
| | | | | | | | | | | FY2019 Increase - Health Insurance Premiums in WCSP | | | | | | | | | | | |
| | | | | | | | | | | 1.4 | 0.0 | 2.6 | 11.2 | 15.2 | | | | | | | |
| | | | | | | | | | | FY2019 Increase - Health Insurance Premiums in Shooting Rng | | | | | | | | | | | |
| | | | | | | | | | | 0.0 | 0.0 | 3.0 | 0.0 | 3.0 | | | | | | | |
| | | | | | | | | | | FY2019 fund change GF to FG | | | | | | | | | | | |
| | | | | | | | | | | (50.0) | 0.0 | 50.0 | 0.0 | 0.0 | | | | | | | |
| | | | | | | | | | | Totals | (46.4) | 0.0 | 78.5 | 59.2 | 91.3 | | | | | | |



Key Changes in Operating Budget for FY2019

Fund Source Changes

- Reduced General Funds, \$50.0
 - General Funds were removed from all projects eligible to be funded with Fish and Game Fund.
 - Any further General Fund reductions will impact programs not eligible for Fish and Game Fund. These programs include Special Areas, ESA Response, and Threatened, Endangered, and Diversity Species.



FY2019 General Fund

Wildlife Conservation - \$1,898.5

- State Wildlife Grant (SWG) match - \$576.1
- Core service activities not eligible for Federal or Fish & Game Fund - \$695.0
- Endangered Species Act response activities - \$125.0
- McNeil River, Pack Creek, and Federal/ Fish & Game Fund ineligible activities at Creamer's Field and other refuges - \$305.0
- Match Federal funding for Wildlife Education activities not eligible for Fish & Game Fund - \$75.0
- Match Federal funding for Marine Mammal projects - \$122.5

Department of Fish & Game **Allocations within the Wildlife Conservation Appropriation** **(GF Only)** **(\$ Thousands)**

The Wildlife Conservation GF budget grew by \$662 thousand between FY07 and the FY17 Governor's Request -- an increase of 18%.

Wildlife Conservation
FY06 -- \$400.0 UGF for additional field studies for predator control programs

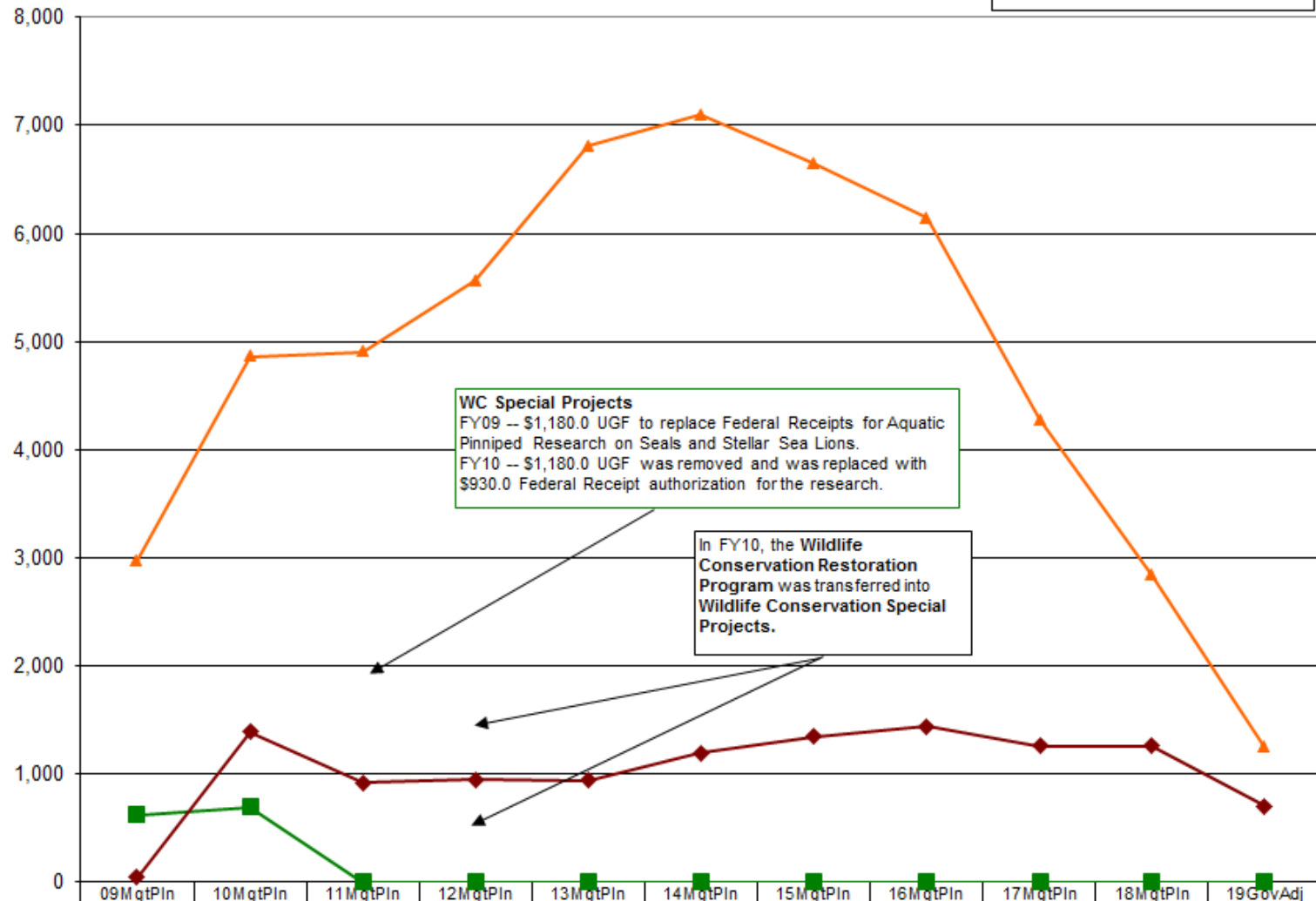
FY07 -- \$1,330.7 UGF for Big Game Management & Research
-- \$125.0 UGF for Research Wildlife Species Pending Listing as Threatened

FY09 -- \$1,068.0 UGF to Sustain Game Management
-- \$373.0 UGF to increase Endangered Species Act Response capabilities

FY12 -- \$200.0 UGF for Region IV Leadership Positions
-- \$300.0 UGF for 2 Feasibility Assessments in 15A & 15C
-- \$130.0 UGF for a Bear Removal Program on the North Slope
-- \$80.0 to Collar 50 Moose and Complete Population Estimation Surveys

FY14 -- \$375.0 GF Match & \$125.0 UGF for Wildlife Population Assessments & Species Research (matches \$2 million federal Pittman-Robertson Wildlife Restoration funds)

FY16--Replaced \$1,180.2 UGF with Federal Receipts



| | 09MgtPln | 10MgtPln | 11MgtPln | 12MgtPln | 13MgtPln | 14MgtPln | 15MgtPln | 16MgtPln | 17MgtPln | 18MgtPln | 19GovAdj |
|--------------------------------|----------|----------|----------|----------|----------|----------|----------|----------|----------|----------|----------|
| Wildlife Conservation | 2,969.0 | 4,861.8 | 4,907.0 | 5,560.3 | 6,809.3 | 7,094.0 | 6,647.7 | 6,138.7 | 4,272.9 | 2,833.7 | 1,239.9 |
| Wildlife Cons Restoration Prog | 619.1 | 689.0 | - | - | - | - | - | - | - | - | - |
| WC Special Projects | 37.8 | 1,388.8 | 912.9 | 946.5 | 933.5 | 1,189.7 | 1,342.8 | 1,437.0 | 1,255.4 | 1,252.0 | 705.0 |



Federal Pittman-Robertson Wildlife Restoration Program

Purpose

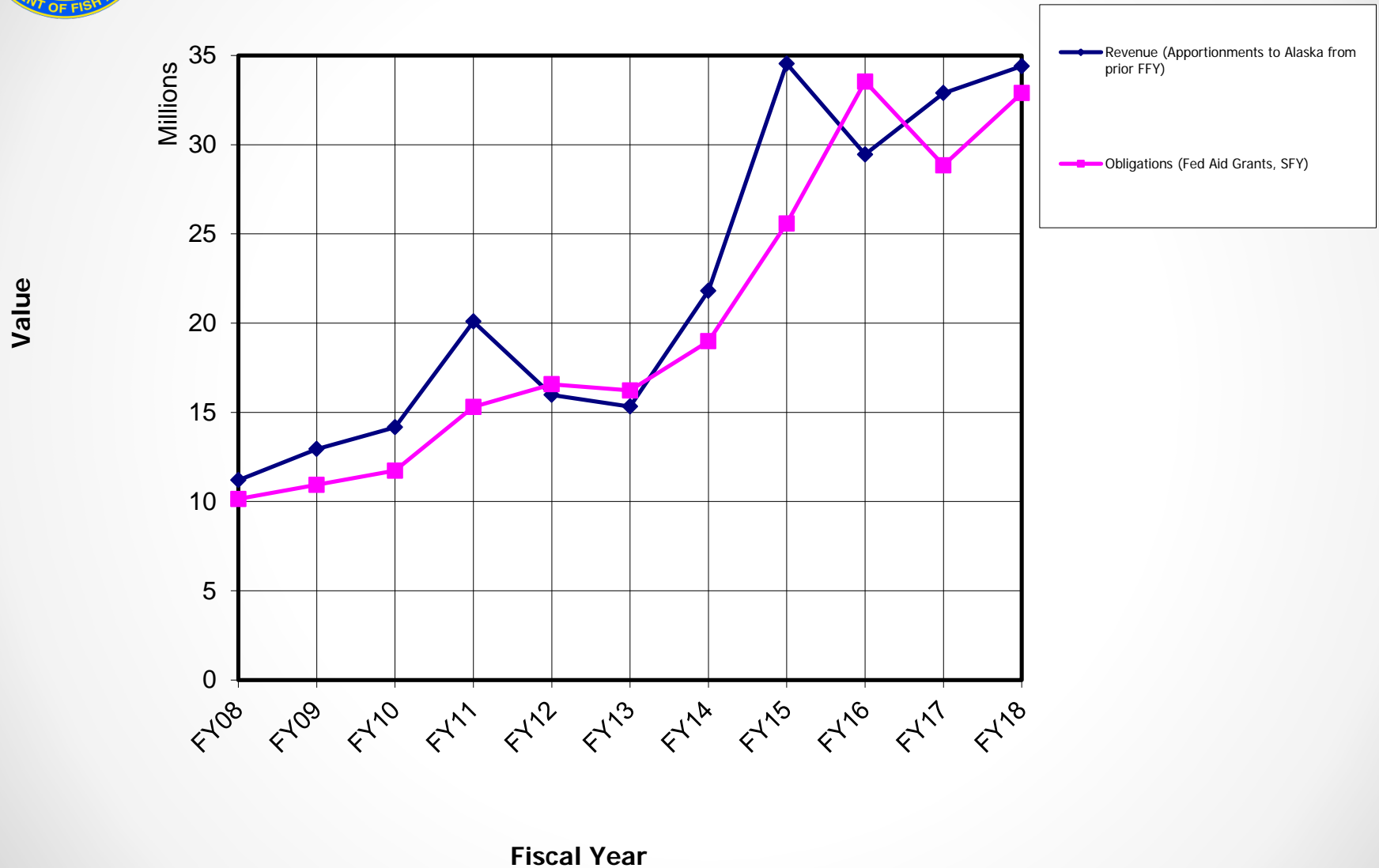
- Restoration, conservation, management and enhancement of wild birds and mammals and their habitat
- Provide public use and access to wildlife resources
- Provide for education of hunters and development of shooting ranges

Source of Funds

Excise taxes on sporting arms and ammunitions including pistols, handguns, revolvers, bows, archery and arrow components



Wildlife Restoration - PR Funds for Alaska FY08-FY17 (Projected for FY18)





Federal Pittman-Robertson Wildlife Restoration Program

Eligible Projects

“Restoration, conservation, management, and enhancement of wild birds and wild mammals, and providing for public uses and benefit from these resources” and “educating responsible hunters and archers in skills, knowledge, and attitudes.”

- Eligible projects funded with 75% federal dollars, 25% from non-federal sources

Distribution Method

Apportioned to States based on a formula of land and water area along with the number of paid license holders.

- Alaska receives the maximum apportionment of 5% due to geographic size
- Apportioned federal funds are available for two years



Federal Pittman-Robertson Wildlife Restoration Program (cont.)

Funding Challenges

Continued unprecedented increase in Pittman-Robertson Wildlife Restoration apportionment

- \$1.9 million of federal funds reverted in FY17 due to match shortfall and reduced federal spending
- Spending authority of state match needed to avoid federal reversion this year and next
- 25% state match largely from Fish & Game Fund - includes revenue from licenses and tags sold in Alaska
 - Resident license and tag sales - \$2.7M for FY2017
 - Non-Resident license and tag sales - \$7.2M for FY2017

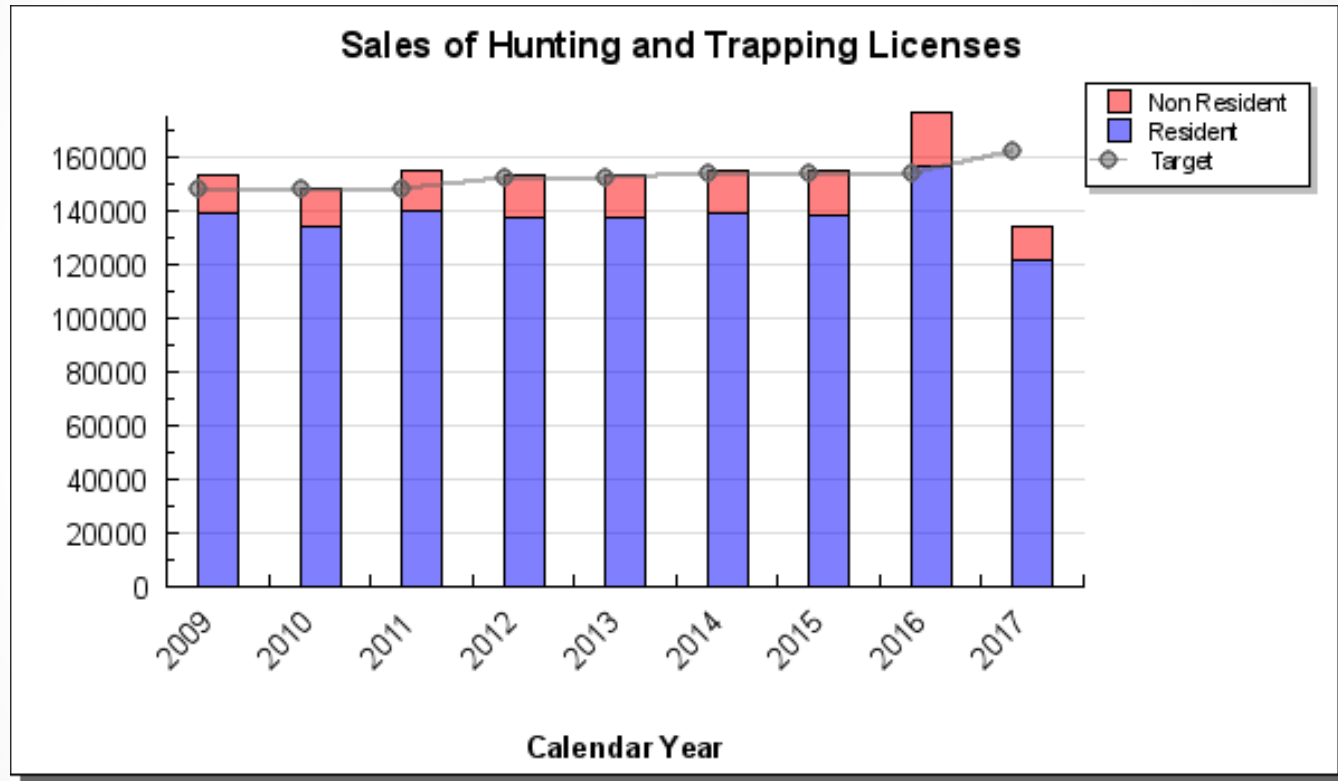


Fish and Game Fund

- Established under AS 16.05.100 – AS 16.05.140
- Revenues from the sale of general hunting, trapping, and fishing licenses and tags
- License revenue funds must be allocated to programs intended to directly benefit license purchasers of general hunting, trapping, and fishing licenses



Wildlife Conservation Performance Measure: Increase sales of hunting and trapping licenses



2016 sales include those who purchased 2017 licenses at 2016 prices.



Wildlife - Fish & Game Fund Activity FY10-FY18 (Projected for COB FY18)



Rev. 1-2018

Thank you

