


House Finance Subcommittee

Spill Prevention & Response Overview

Teresa Melville, Acting Director
February 20, 2024





SPAR's Mission

The Division of Spill Prevention and Response (SPAR) prevents spills of oil and hazardous substances, prepares for when a spill occurs, and responds rapidly to protect human health and the environment.



Contaminated Sites

Protect human health and the environment by identifying, overseeing, and conducting timely, science based, and defensible characterization, clean up, redevelopment, and management of contaminated sites.




Prevention Preparedness and Response

The Prevention Preparedness and Response Program protects public health, safety, and the environment by preventing and mitigating the effects of oil and hazardous substance releases and ensuring their cleanup.



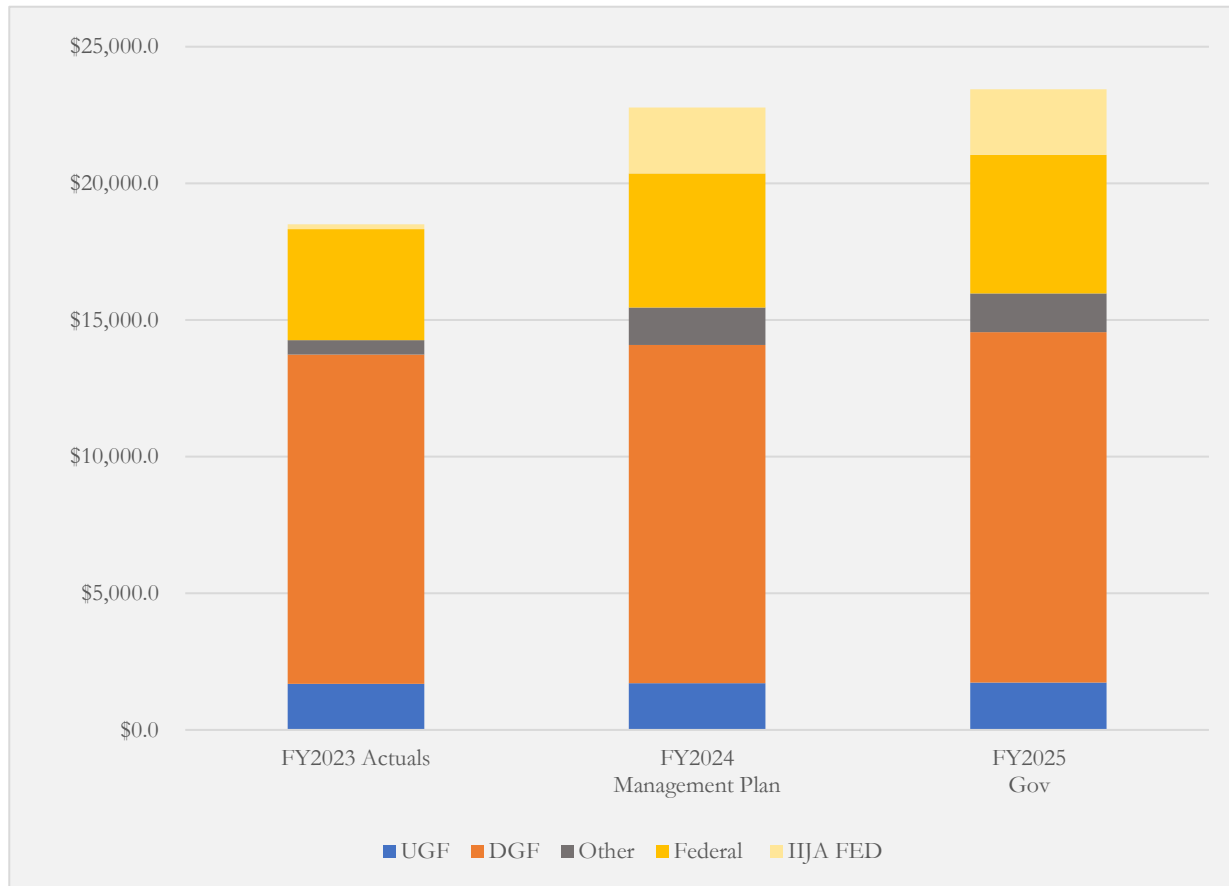
Response Fund Administration

Effectively and transparently manage the Oil and Hazardous Substance Release Prevention and Response Fund as a viable, long-term funding source for the state's core spill prevention and response initiatives.



DEC FY2025 Operating Budget:

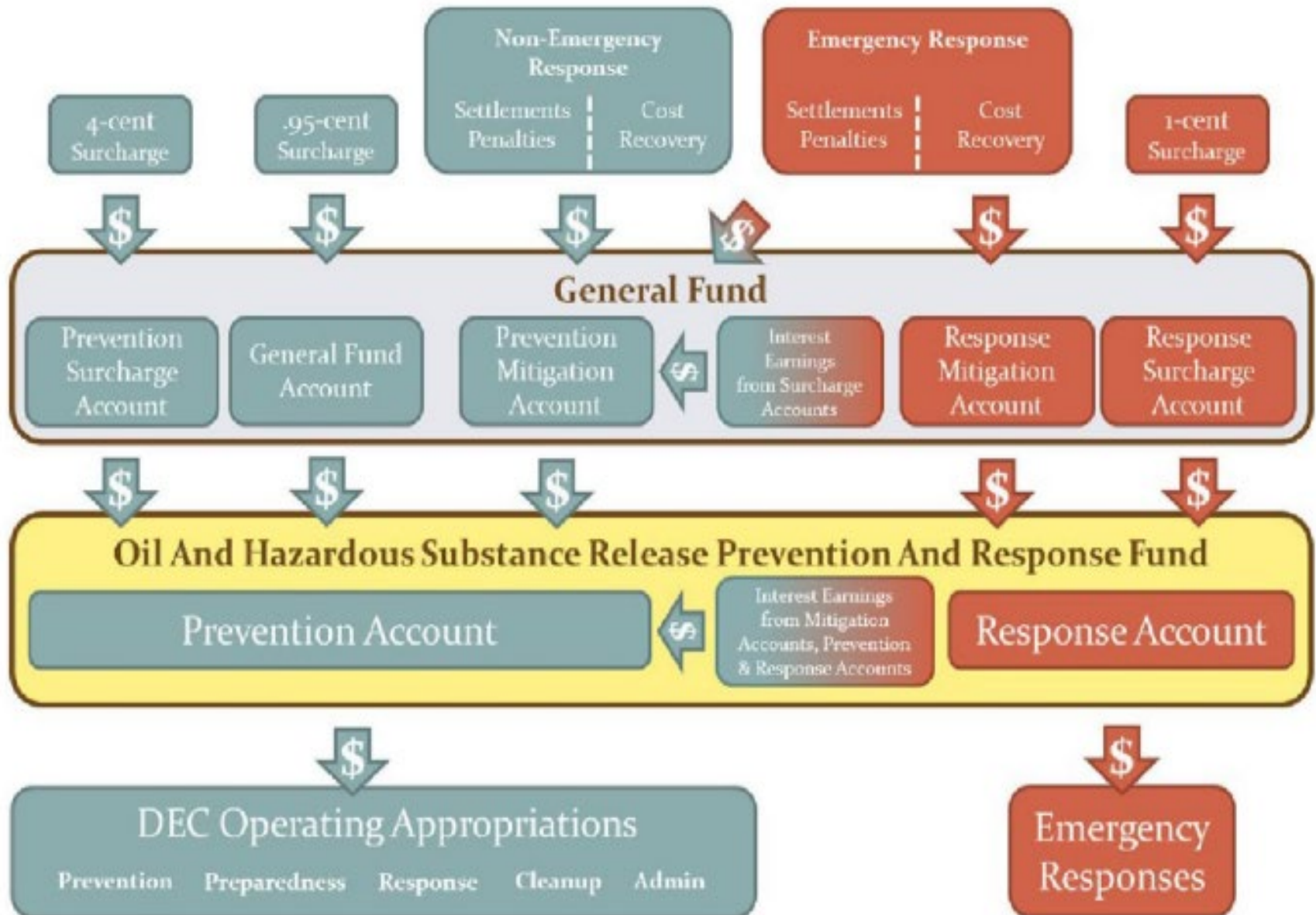
Spill Prevention and Response (in thousands)



	FY2023 Actuals	FY2024 Management Plan	FY2025 Gov	Difference FY24 and FY25	% Difference FY24 and FY25
UGF	\$1,696.0	\$1,718.4	\$1,742.5	\$24.1	1.4%
DGF	\$12,040.4	\$12,368.9	\$12,809.2	\$440.3	3.6%
Other	\$530.5	\$1,368.7	\$1,416.4	\$47.7	3.5%
Federal	\$4,058.3	\$4,912.3	\$5,074.8	\$162.5	3.3%
IIJA FED	\$176.4	\$2,400.0	\$2,400.0	\$0.0	0.0%
Total	\$18,501.6	\$22,768.3	\$23,442.9	\$674.6	3.0%



RESPONSE FUND FLOW CHART



Prevention Account Projection

	Actuals			Projected									
	FY21	FY22*	FY23	Current Year FY24	FY25	FY26	FY27	FY28	FY29	FY30	FY31	FY32	FY33
REVENUE to PREVENTION ACCOUNT													
Surcharge Revenue: Oil	\$ 6,453.8	\$ 12,526.4	\$ 5,744.5	\$ 6,080.0	6,000.0	6,080.0	6,640.0	7,120.0	7,040.0	7,040.0	7,280.0	7,760.0	8,000.0
Surcharge Revenue: Refined Fuels	\$ 6,853.7	\$ 12,811.2	\$ 6,530.8	\$ 6,500.0	6,400.0	6,400.0	6,400.0	6,400.0	6,400.0	6,400.0	6,400.0	6,400.0	6,400.0
Cost Recovery	\$ 945.0	\$ 1,446.3	\$ 941.3	\$ 941.3	\$ 941.3	\$ 941.3	\$ 941.3	\$ 941.3	\$ 941.3	\$ 941.3	\$ 941.3	\$ 941.3	\$ 941.3
Fines/Settlements/Penalties	\$ 54.0	\$ 463.8	\$ 0.1	\$ 100.1	\$ 100.1	\$ 100.1	\$ 100.1	\$ 100.1	\$ 100.1	\$ 100.1	\$ 100.1	\$ 100.1	\$ 100.1
Investment Income	\$ 153.7	\$ (944.6)	\$ 2,313.2	\$ 2,001.2	\$ -	\$ -	\$ -	\$ -	\$ -	\$ -	\$ -	\$ -	\$ -
Other Revenues	\$ 2.0	\$ 5.0	\$ 1.9	\$ -	\$ -	\$ -	\$ -	\$ -	\$ -	\$ -	\$ -	\$ -	\$ -
Total Annual Revenue	\$ 14,462.2	\$ 26,308.1	\$ 15,531.9	\$ 15,622.6	\$ 13,441.4	\$ 13,521.4	\$ 14,081.4	\$ 14,561.4	\$ 14,481.4	\$ 14,481.4	\$ 14,721.4	\$ 15,201.4	\$ 15,441.4
EXPENSES from PREVENTION ACCOUNT													
Total Annual Expenses	\$ 14,373.8	\$ 14,626.6	\$ 14,081.1	\$ 14,549.1	\$ 15,061.1	\$ 14,890.5	\$ 15,038.0	\$ 15,186.8	\$ 15,337.1	\$ 15,489.0	\$ 15,642.3	\$ 15,797.2	\$ 15,953.5
Projected Ending Fund Unobligated Balance	\$ 9,154.5	\$ 20,872.4	\$ 22,846.7	\$ 23,321.0	\$ 21,869.4	\$ 20,668.7	\$ 19,880.6	\$ 18,674.0	\$ 17,987.1	\$ 17,148.6	\$ 16,396.9	\$ 15,970.5	\$ 14,877.8



Questions?



Acting Director of Spill Prevention & Response

Teresa Melville

907-269-7683

Teresa.Melville@alaska.gov

Administrative Services Director

Megan Kohler

907-269-4198

Megan.Kohler@alaska.gov

Legislative Liaison

Crystal Koeneman

907-465-5871

Crystal.Koeneman@alaska.gov



House Finance Subcommittee

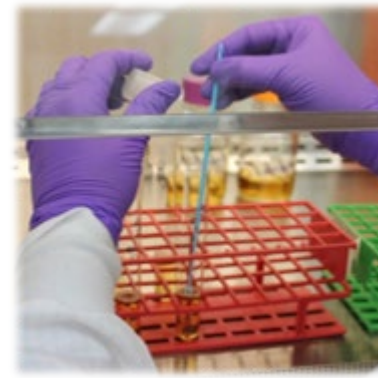
Division of Environmental Health Overview

DeeAnn Fetko, Acting Director
February 20, 2024



Environmental Health's Mission

Provide Alaskans with clear standards and technical assistance to protect the environment and provide safe food and safe drinking water for all Alaskans.



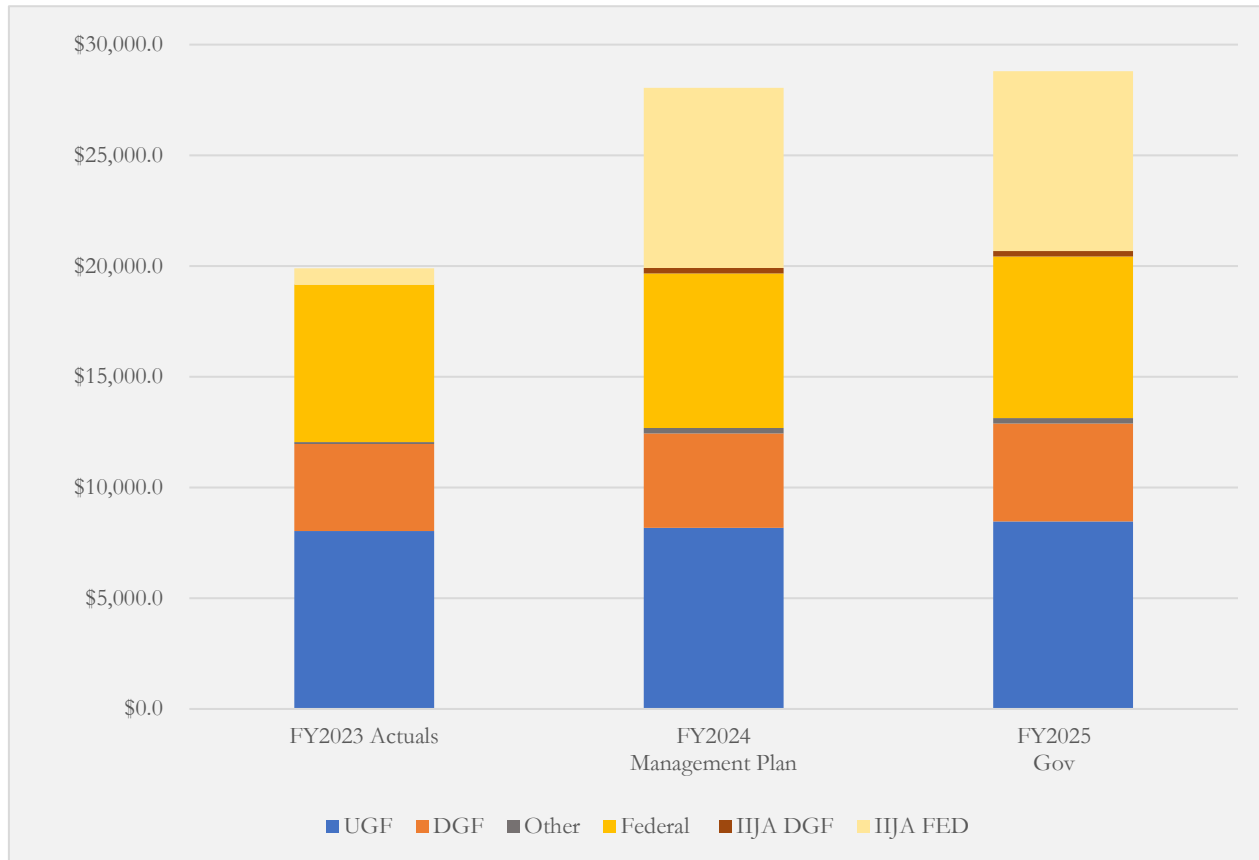
Core Services

- Ensure safe food & drinking water
- Oversee landfills & pesticide applicators
- Provide animal care & importation standards
- Conduct analytical testing
- Conduct inspections & ensure compliance



DEC FY2025 Operating Budget:

Division of Environmental Health (in thousands)



	FY2023 Actuals	FY2024 Management Plan	FY2025 Gov	Difference FY24 and FY25	% Difference FY24 and FY25
UGF	\$8,033.2	\$8,184.7	\$8,473.2	\$288.5	3.5%
DGF	\$3,931.5	\$4,254.1	\$4,414.7	\$160.6	3.8%
IIJA DGF	\$2.3	\$250.0	\$250.0	\$0.0	0.0%
Other	\$88.4	\$244.0	\$247.1	\$3.1	1.3%
Federal	\$7,098.2	\$6,989.6	\$7,296.0	\$306.4	4.4%
IIJA FED	\$750.2	\$8,126.1	\$8,126.1	\$0.0	0.0%
Total	\$19,903.8	\$28,048.5	\$28,807.1	\$758.6	2.7%





Food Safety & Sanitation

- Retail & Food Service
- Manufactured Food including Seafood Processors
- Shellfish Growers & Harvesters
- Public Facilities
 - Pools & Spas
 - Tattoo & Body Art





Drinking Water

- Implementation of the Safe Drinking Water Act
 - Plan Review & Approval
 - Technical & Compliance Assistance
 - Ensure sampling requirements are met
- No regulatory oversight of private water systems



Solid Waste & Pesticides

- Issue permits for solid waste landfills and treatment facilities
- Inspect landfills, review landfill monitoring results, and enforce violations of permit requirements and state solid waste regulations
- Regulate the distribution, sale, use, and storage of pesticides



Office of the State Veterinarian

- Establishes animal importation requirements and animal care standards
- Responds to and coordinates animal disease outbreaks
 - Rabies
 - Avian Influenza
- Performs surveillance sampling for pathogens of concern
- Manages dairy and produce safety programs



Environmental Health Laboratory

- Performs regulatory testing in support of DEC programs and other state agencies
 - Dairy samples
 - Manufactured and retail food
 - Shellfish
 - Soil and water
 - Lead testing
- Performs metals radiation, and other contaminant testing in support of Alaska's Fish Monitoring Program
- Certifies and audits third-party labs



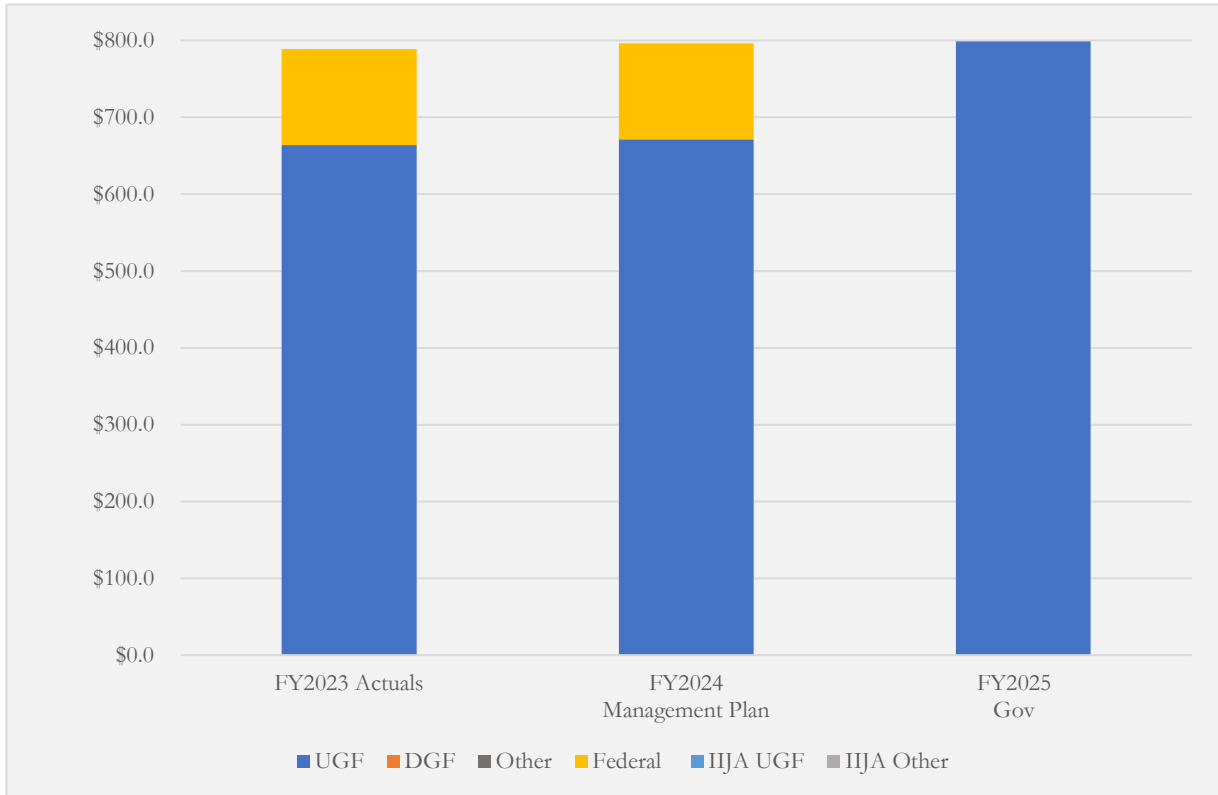
Building Maintenance & Operations at the Environmental Health Laboratory

- Building maintenance and repair
- Equipment maintenance and repair
- Grounds maintenance and repair



DEC FY2025 Operating Budget:

Buildings, Maintenance, and Operations (in thousands)



	FY2023 Actuals	FY2024 Management Plan	FY2025 Gov	Difference FY24 and FY25	% Difference FY24 and FY25
UGF	\$663.8	\$671.3	\$798.8	\$127.5	19.0%
DGF	\$0.0	\$0.0	\$0.0	\$0.0	0.0%
Other	\$0.0	\$0.0	\$0.0	\$0.0	0.0%
Federal	\$125.0	\$125.0	\$0.0	(\$125.0)	-100.0%
Total	\$788.8	\$796.3	\$798.8	\$2.5	0.3%



Questions?



Acting Director of Environmental Health

DeeAnn Fetko

907-269-7659

DeeAnn.Fetko@alaska.gov

Administrative Services Director

Megan Kohler

907-269-4198

Megan.Kohler@alaska.gov

Legislative Liaison

Crystal Koeneman

907-465-5871

Crystal.Koeneman@alaska.gov

