

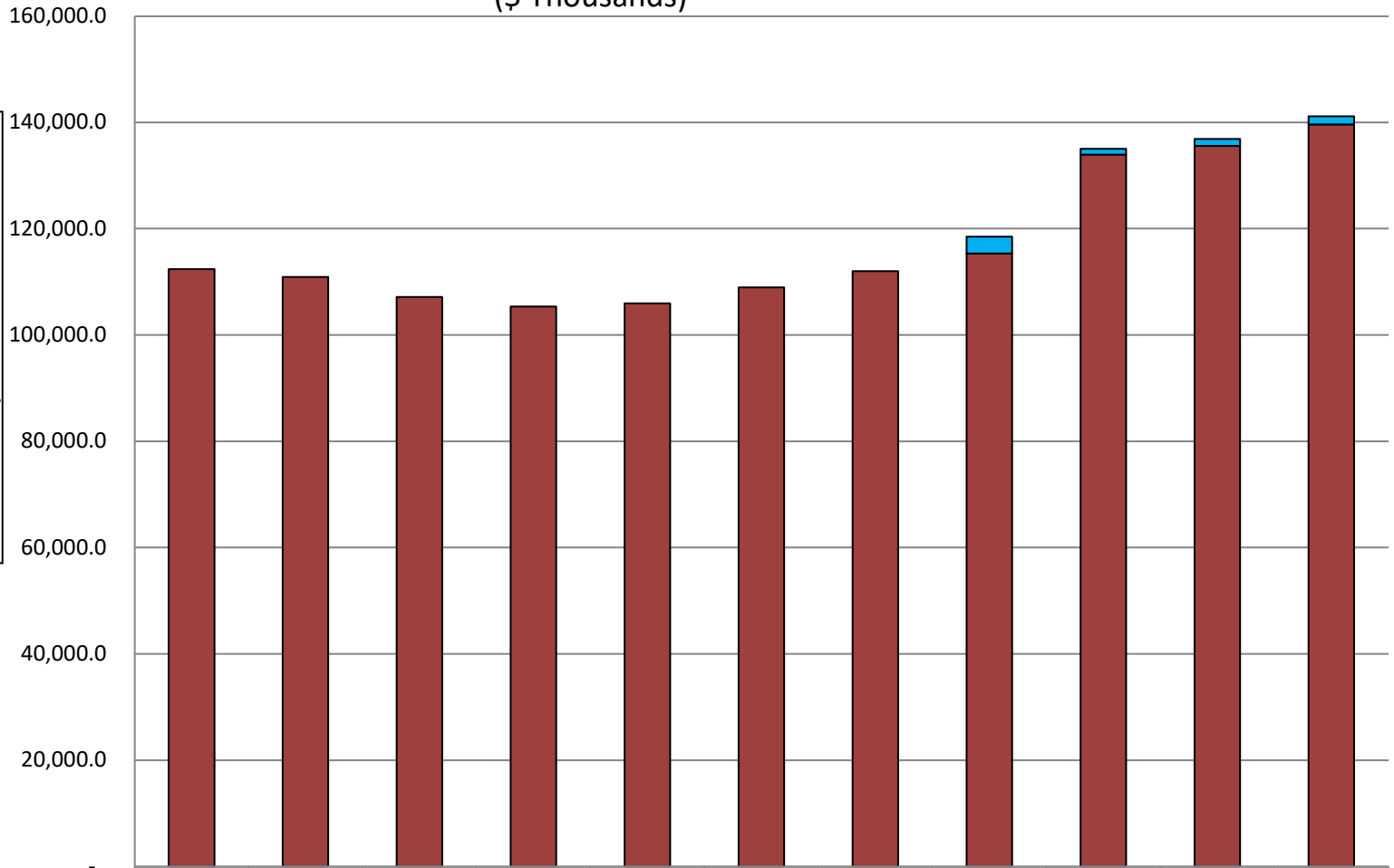
# Judiciary

## Total General Fund Budget

(GF Only)  
(\$ Thousands)

Judiciary's GF budget increased by \$27 million between FY15 and FY25 Governor - an average annual growth rate of 2%.

The FY25 GF budget equates to **\$441 resident worker**, based on a 316,809 Alaskan workers.

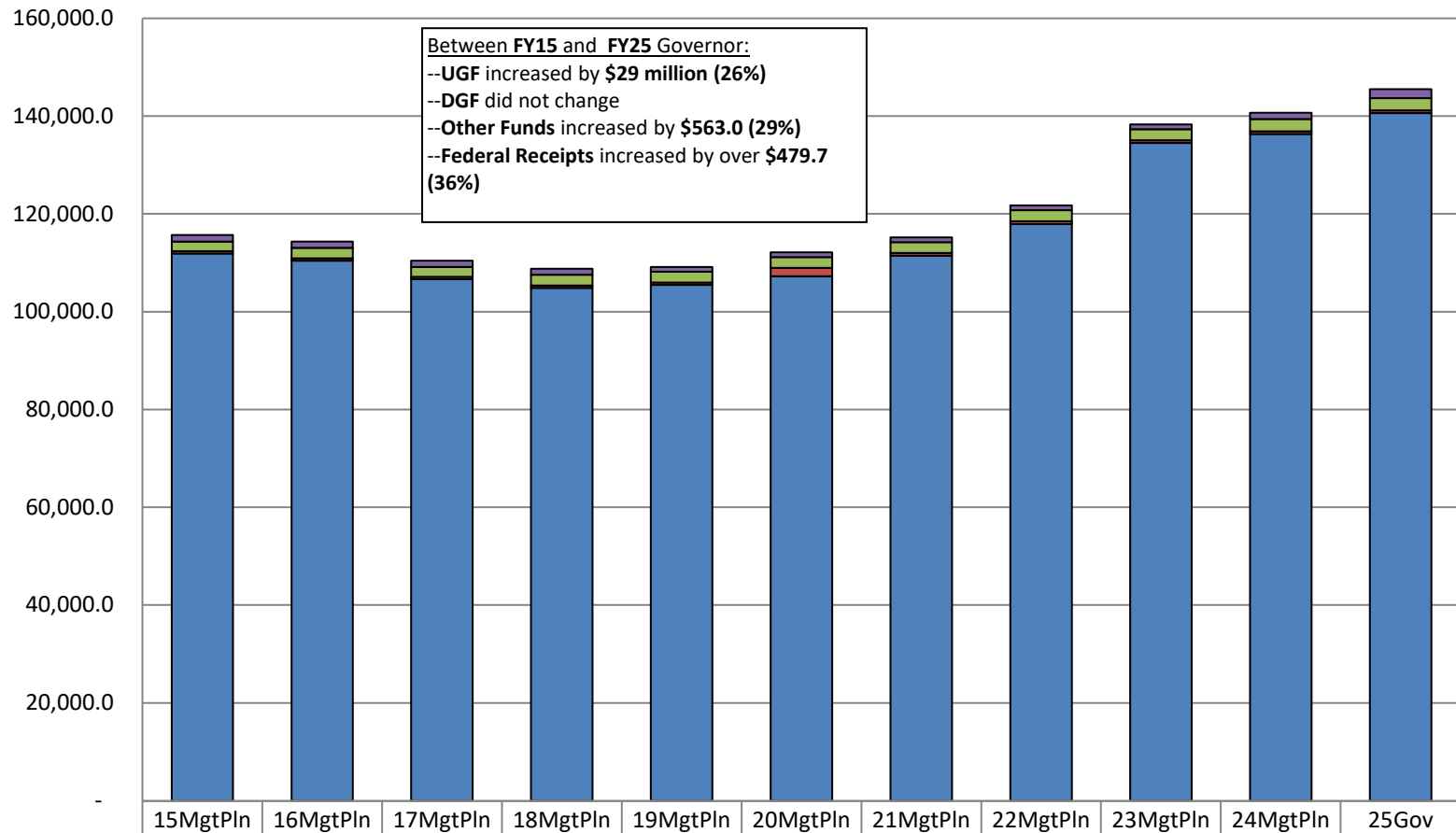


	15MgtPln	16MgtPln	17MgtPln	18MgtPln	19MgtPln	20MgtPln	21MgtPln	22MgtPln	23MgtPln	24MgtPln	25Gov
% of All Agencies' Budgets	2.2%	2.3%	2.3%	2.3%	2.2%	2.4%	2.3%	2.5%	2.7%	2.6%	2.8%
Average of SB55	-	-	-	-	-	-	-	3,155.0	1,120.0	1,292.9	1,543.7
Total Agency Budget (GF Only)	112,384.3	110,920.9	107,131.6	105,356.6	105,962.9	108,930.2	112,004.4	115,324.6	133,920.4	135,558.8	139,592.3

# Judiciary

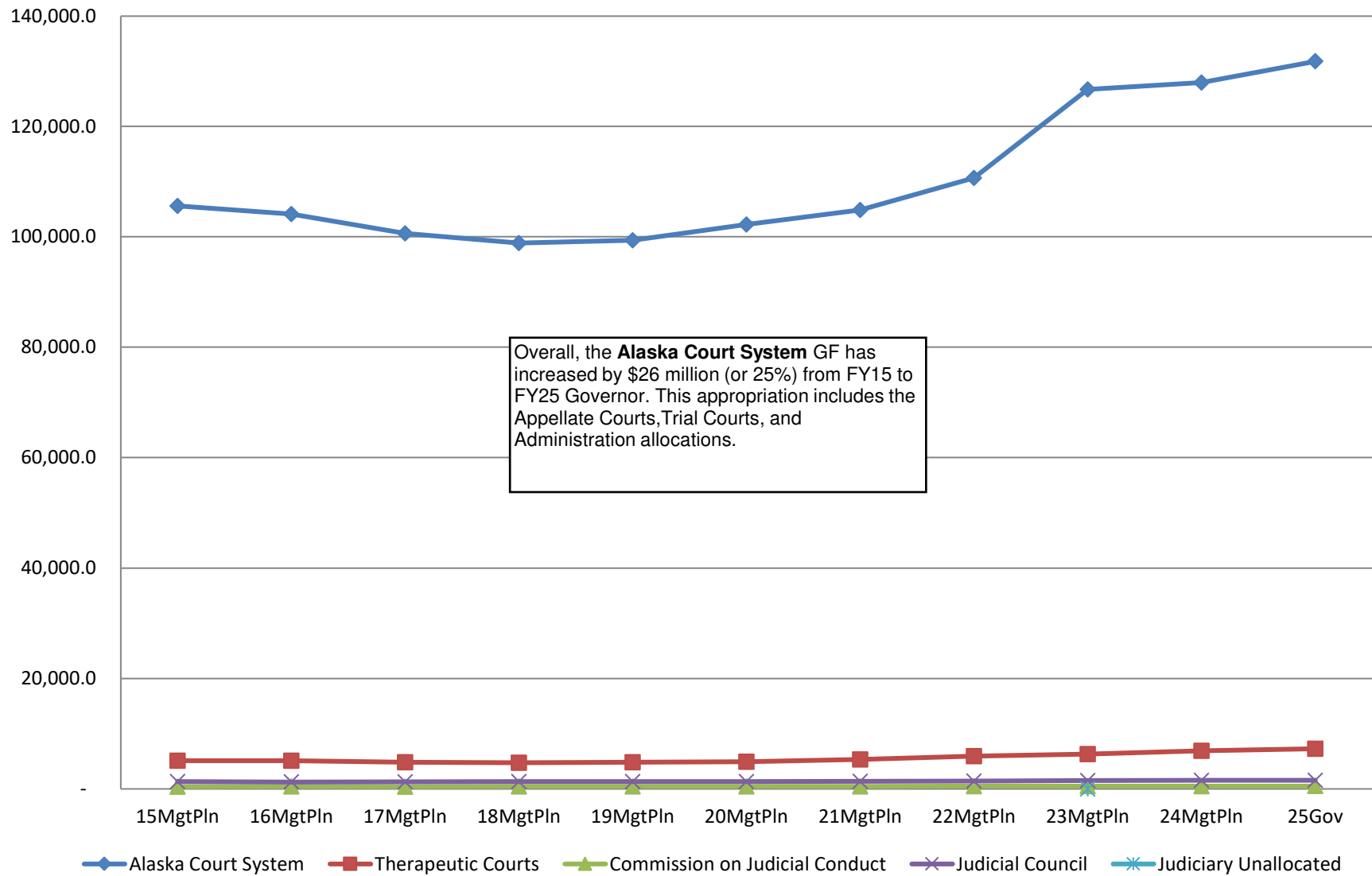
## Total Funding Comparison by Fund Group

(All Funds)  
(\$ Thousands)



	15MgtPln	16MgtPln	17MgtPln	18MgtPln	19MgtPln	20MgtPln	21MgtPln	22MgtPln	23MgtPln	24MgtPln	25Gov
Federal Receipts (Fed)	1,325.6	1,325.6	1,325.6	1,225.6	975.6	975.6	975.6	975.6	975.6	1,280.3	1,805.3
Other State Funds (Other)	1,967.0	2,107.0	1,982.0	2,206.1	2,206.1	2,206.1	2,206.1	2,246.1	2,246.1	2,531.1	2,530.0
Designated General (DGF)	518.0	518.0	518.0	518.0	518.0	1,716.5	518.0	518.0	518.0	518.0	518.0
Unrestricted General (UGF)	111,866.3	110,402.9	106,613.6	104,838.6	105,444.9	107,213.7	111,486.4	117,961.6	134,522.4	136,333.7	140,618.0

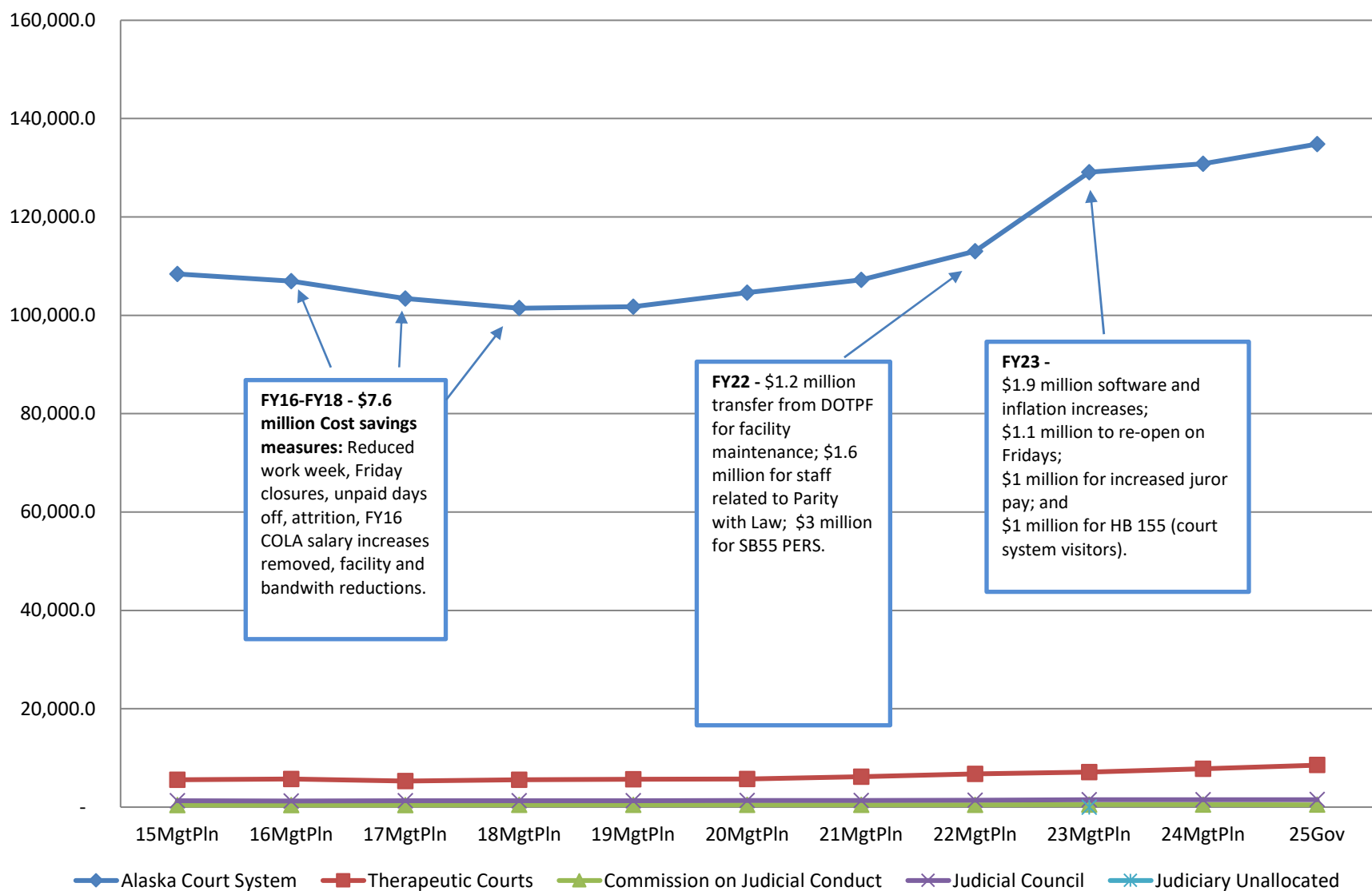
# Judiciary GF Appropriations (\$ Thousands)



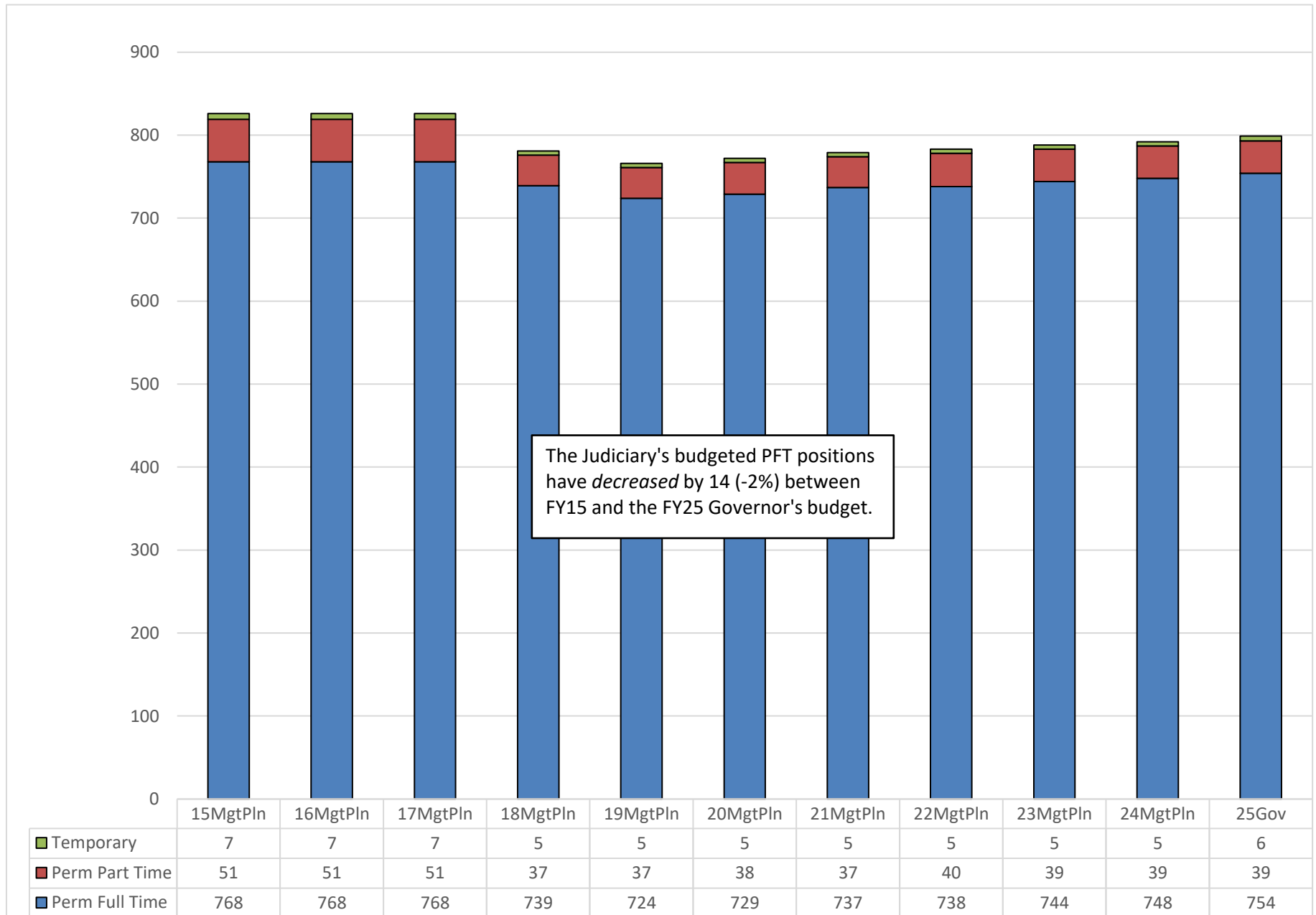
# Judiciary

## All Funds Appropriations

(\$ Thousands)

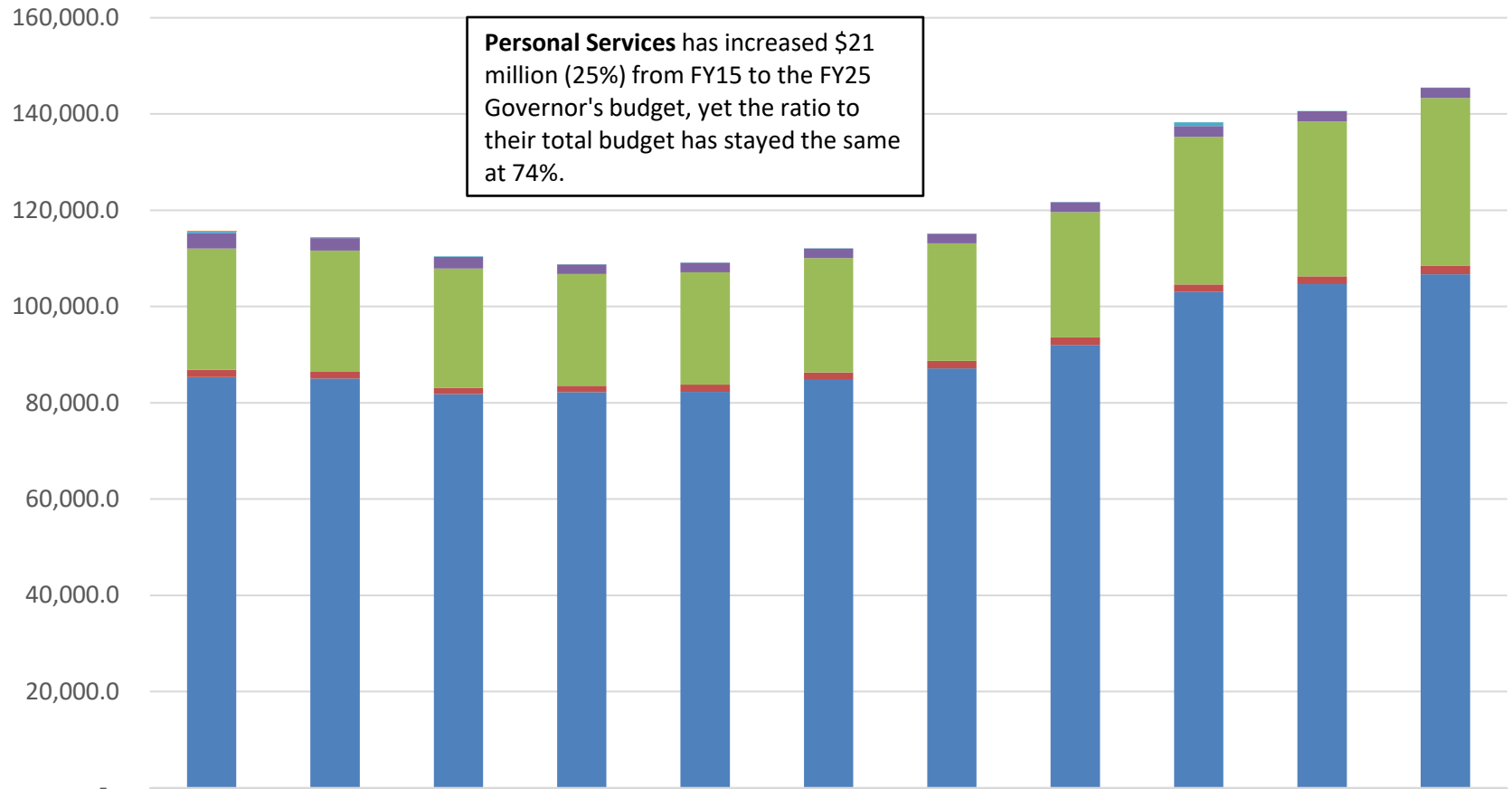


## Judiciary Budgeted Positions



## Judiciary

### Budget by Line Item - All Funds



	15MgtPln	16MgtPln	17MgtPln	18MgtPln	19MgtPln	20MgtPln	21MgtPln	22MgtPln	23MgtPln	24MgtPln	25Gov
7 Grants, Benefits	44.0	-	-	-	-	-	-	-	-	-	-
5 Capital Outlay	337.4	137.4	137.4	62.6	62.6	53.4	62.6	62.6	786.0	62.6	62.6
4 Commodities	3,234.2	2,591.6	2,441.6	1,981.6	1,985.6	1,988.4	2,030.6	2,014.6	2,196.9	2,054.6	2,090.6
3 Services	25,217.1	25,195.4	24,752.2	23,230.1	23,341.1	23,803.8	24,415.6	26,058.9	30,681.4	32,192.2	34,876.3
2 Travel	1,543.6	1,393.6	1,323.6	1,323.6	1,473.6	1,541.6	1,544.8	1,574.4	1,609.4	1,640.7	1,736.1
1 Personal Services	85,300.6	85,035.5	81,784.4	82,190.4	82,281.7	84,724.7	87,132.5	91,990.8	102,988.4	104,633.0	106,705.7