



State of Alaska Department of Health

Department Overview

Heidi Hedberg, Commissioner
Emily Ricci, Deputy Commissioner
Josie Stern, Assistant Commissioner

Tuesday, February 6, 2024



Promoting the Health, Well-Being and Self Sufficiency of Alaskans



**PUBLIC
HEALTH**

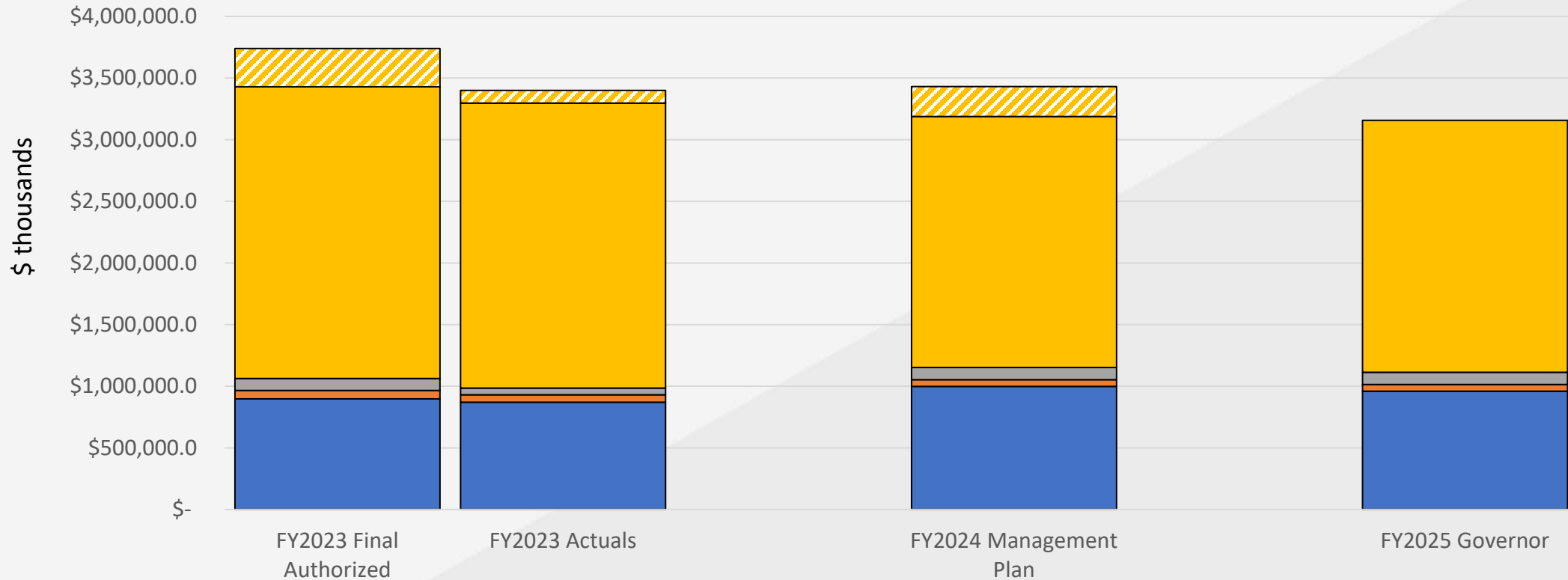
**PUBLIC
ASSISTANCE**

**BEHAVIORAL
HEALTH**

**SENIOR AND
DISABILITIES
SERVICES**

**HEALTH CARE
SERVICES**

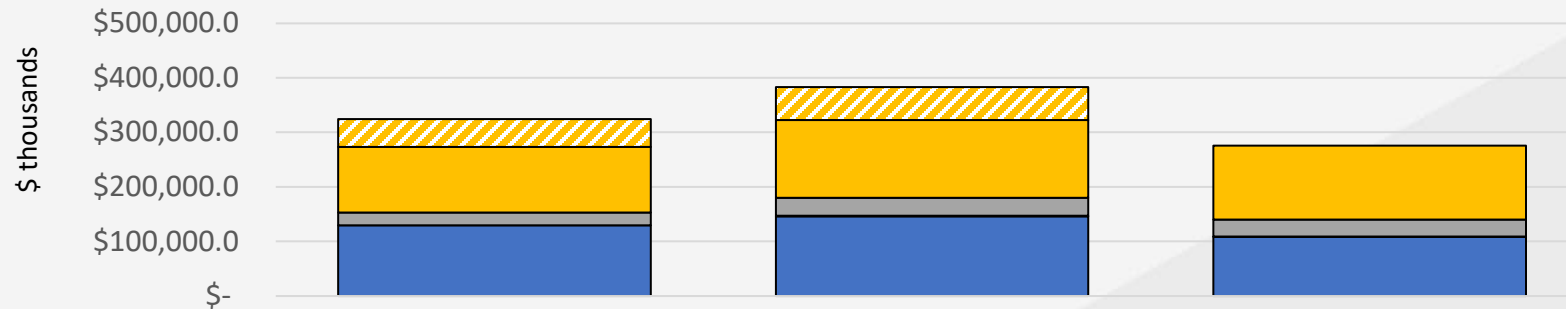
Department of Health Operating Budget Comparison FY2023-FY2025 (in thousands)



UGF (regular)	\$	898,239.4	\$	871,138.9	\$	998,690.8	\$	959,261.8
DGF	\$	68,591.9	\$	58,853.6	\$	54,276.5	\$	54,693.1
Other	\$	96,928.8	\$	55,963.2	\$	98,436.8	\$	99,870.6
Federal (regular)	\$	2,365,546.4	\$	2,310,265.8	\$	2,037,265.8	\$	2,042,846.9
Federal (COVID-19)	\$	310,345.0	\$	102,478.5	\$	241,548.0	\$	-
Total	\$	3,739,651.5	\$	3,398,700.0	\$	3,430,217.9	\$	3,156,672.4



Division of Public Assistance Operating Budget Comparison FY2023-FY2025 (in thousands)

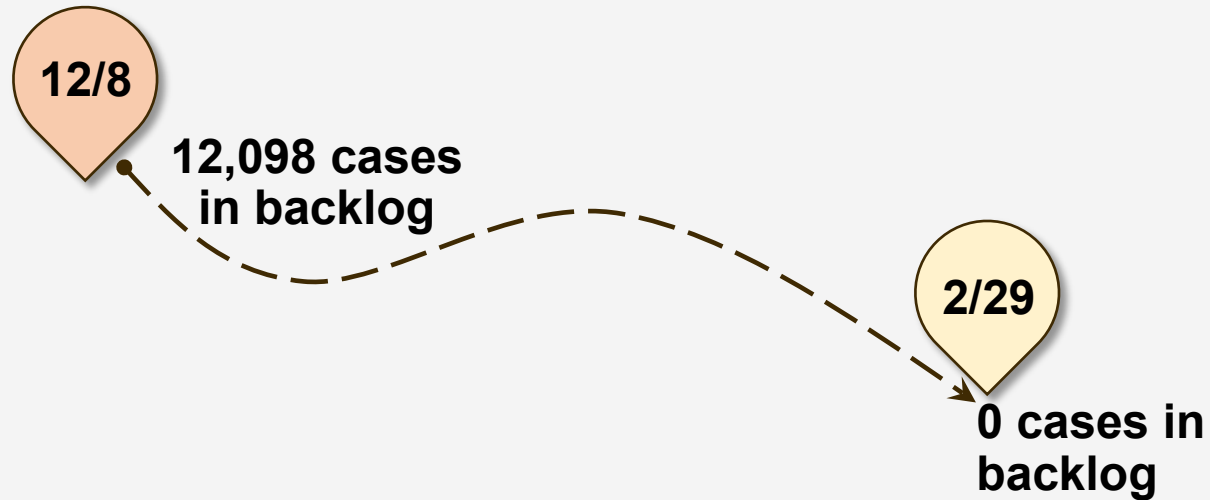


	FY2023 Actuals	FY2024 Management Plan	FY2025 Governor
UGF	\$ 129,353.7	\$ 146,027.6	\$ 108,413.1
DGF	\$ -	\$ 814.7	\$ 814.7
Other	\$ 23,786.5	\$ 33,295.4	\$ 30,953.7
Federal	\$ 120,333.8	\$ 142,548.7	\$ 135,261.1
Federal (COVID-19)	\$ 50,951.3	\$ 60,201.7	\$ -
Total	\$ 324,425.3	\$ 382,888.1	\$ 275,442.6

FY2025 Governor Budget						
Component	UGF	DGF	Other	Federal	Grand Total	FT Postions
Alaska Temporary Assistance Program	\$ 1,057.1	\$ -	\$ 1,713.6	\$ 19,096.2	\$ 21,866.9	0
Adult Public Assistance	\$ 57,646.1	\$ -	\$ 4,410.8	\$ 1,730.0	\$ 63,786.9	0
Child Care Benefits	\$ 8,539.1	\$ 500.0	\$ -	\$ 31,084.3	\$ 40,123.4	30
General Relief Assistance	\$ 2,105.4	\$ -	\$ -	\$ -	\$ 2,105.4	0
Tribal Assistance Programs	\$ 14,104.6	\$ -	\$ 130.0	\$ -	\$ 14,234.6	0
Permanent Fund Dividend Hold Harmless	\$ -	\$ -	\$ 17,791.5	\$ -	\$ 17,791.5	0
Energy Assistance Program	\$ -	\$ -	\$ -	\$ 9,665.0	\$ 9,665.0	0
Public Assistance Administration	\$ 3,291.5	\$ 314.7	\$ 898.6	\$ 5,370.2	\$ 9,875.0	43
Public Assistance Field Services	\$ 19,057.6	\$ -	\$ 2,611.5	\$ 33,989.2	\$ 55,658.3	357
Fraud Investigation	\$ 911.4	\$ -	\$ -	\$ 1,582.1	\$ 2,493.5	14
Quality Control	\$ 1,046.6	\$ -	\$ -	\$ 1,623.2	\$ 2,669.8	19
Work Services	\$ 118.4	\$ -	\$ -	\$ 11,706.4	\$ 11,824.8	6
Women, Infants, and Children	\$ 535.3	\$ -	\$ 3,397.7	\$ 19,414.5	\$ 23,347.5	10
Senior Benefits Payment Program	\$ -	\$ -	\$ -	\$ -	\$ -	0
Grand Total	\$ 108,413.1	\$ 814.7	\$ 30,953.7	\$ 135,261.1	\$ 275,442.6	479



SNAP Updates: Backlog



Immediate Actions and Solutions

- Temporarily suspended interviews
- Staff supports with multipronged approach
 - Workflow management
 - Training
 - Maximizing staff resources



SNAP Updates: Path Forward

SNAP Online Application, launched December 2023.

Clients apply online, prompts to help support completed applications.

Self-service portal, launch January/February 2024.

Ability to upload documents.

Online Interim Report Form, launch spring 2024.

Client ability to update changes to their SNAP benefits.

Advance Capture/Intelligent Scanning, launch spring 2024.

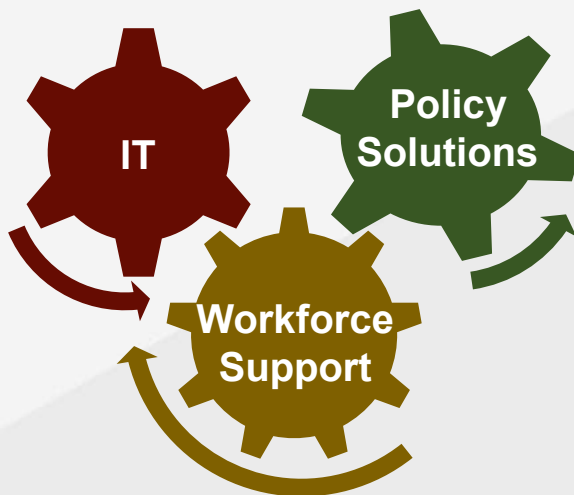
Leverage technology to scan and categorize documents.

Self-service portal, launch July 2024.

Access documents and check application status.

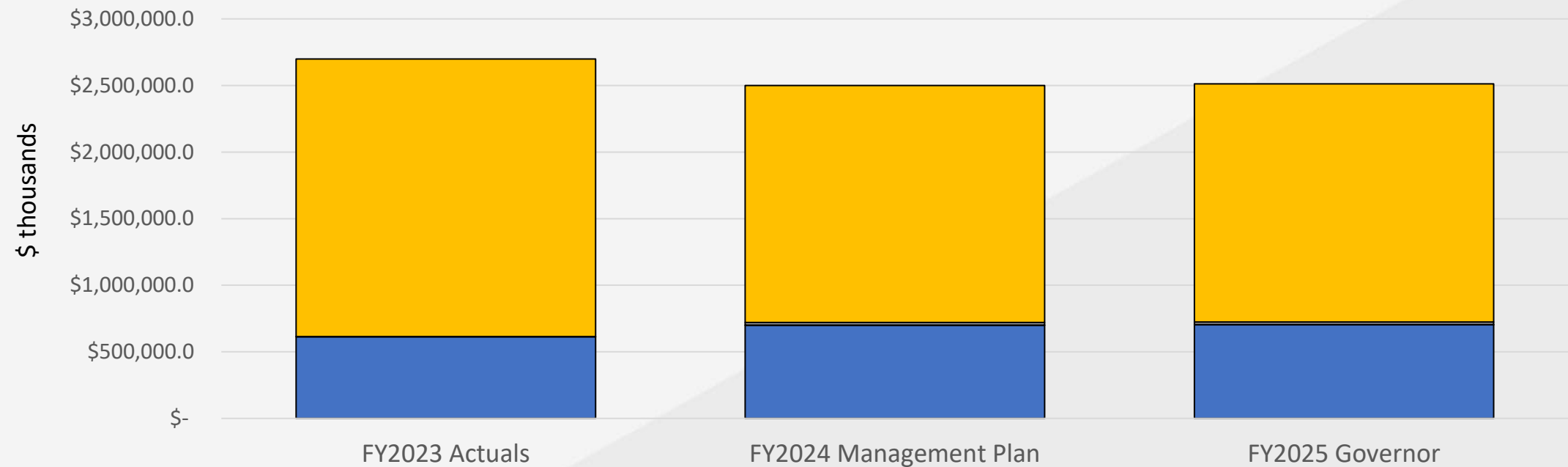
Electronic Notification, launch July/August 2024.

Opt-in to receive electronic updates.



Increase Automation to Support Staff

Medicaid Services
Operating Budget Comparison FY2023-FY2025
(in thousands)



UGF	\$	612,323.9	\$	699,997.5	\$	703,921.6
DGF	\$	-	\$	429.8	\$	429.8
Other	\$	1,904.0	\$	20,714.1	\$	20,714.1
Federal	\$	2,084,517.1	\$	1,778,759.4	\$	1,786,951.0
Total	\$	2,698,745.0	\$	2,499,900.8	\$	2,512,016.5


FY2025 Governor Budget						
Component	UGF	DGF	Other	Federal	Grand Total	FT Postions
Medicaid Services	\$ 695,647.7	\$ 429.8	\$ 20,714.1	\$ 1,768,220.1	\$ 2,485,011.7	0
Adult Preventive Dental Medicaid Services	\$ 8,273.6	\$ -	\$ -	\$ 18,730.9	\$ 27,004.5	0
Grand Total	\$ 703,921.3	\$ 429.8	\$ 20,714.1	\$ 1,786,951.0	\$ 2,512,016.2	0



Medicaid Redeterminations

Where are we at?

- Initiated over 140,000 redeterminations
- Negotiated with CMS additional time for redeterminations
- Implemented new mitigation strategies
- New access to data for partners



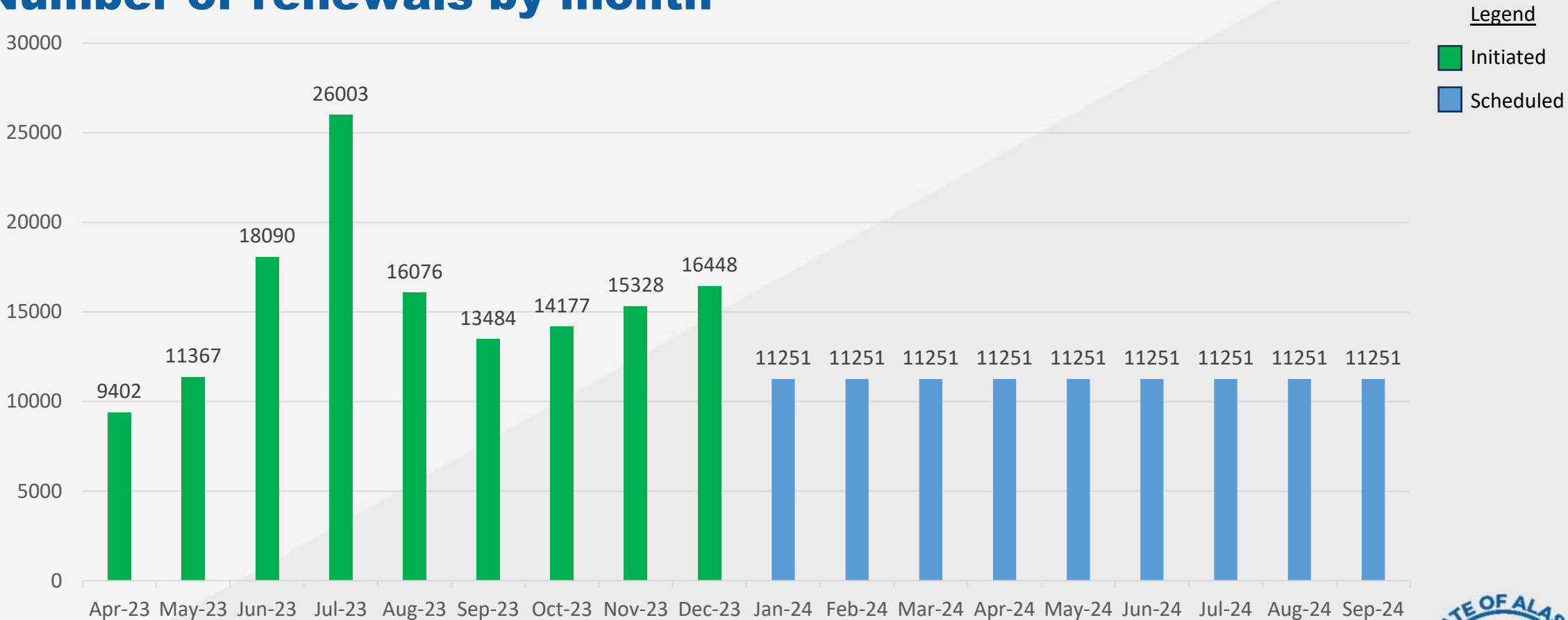
Ex Parte (Automated) Process

- Identified system errors impacting disenrollments (Aug/Sep)
- Pause certain disenrollments until updates in place
- Working with federal data services to update and fix system
- Updates will increase successful automated renewals

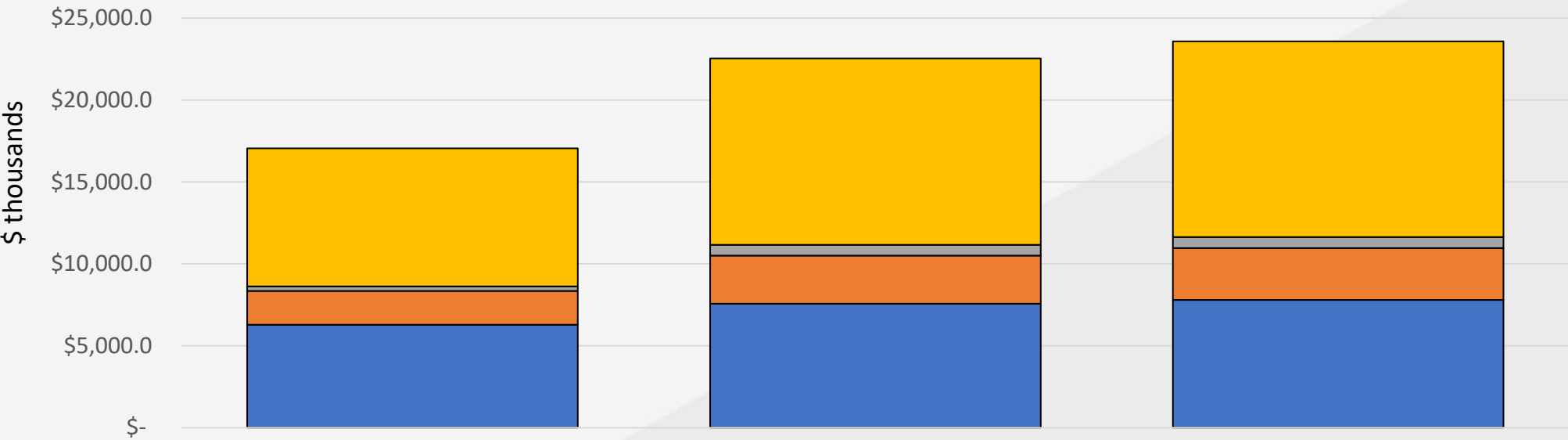


Medicaid Redetermination Schedule

Number of renewals by month



Health Care Services
Operating Budget Comparison FY2023-FY2025
(in thousands)



UGF	\$	6,286.2	\$	7,574.2	\$	7,804.0
DGF	\$	2,065.4	\$	2,934.7	\$	3,167.6
Other	\$	276.4	\$	658.1	\$	667.5
Federal	\$	8,425.7	\$	11,374.3	\$	11,937.5
Total	\$	17,053.7	\$	22,541.3	\$	23,576.6

FY2025 Governor Budget						
Component	UGF	DGF	Other	Federal	Grand Total	FT Postions
Catastrophic and Chronic Illness Assistance (AS 47.08)	\$ 153.9	\$ -	\$ -	\$ -	\$ 153.9	0
Health Facilities Licensing and Certification	\$ 187.0	\$ 766.5	\$ 100.0	\$ 2,185.7	\$ 3,239.2	13
Residential Licensing	\$ 919.3	\$ 2,401.1	\$ 374.8	\$ 1,680.5	\$ 5,375.7	31
Medical Assistance Administration	\$ 6,543.8	\$ -	\$ 192.7	\$ 8,071.3	\$ 14,807.8	85
Grand Total	\$ 7,804.0	\$ 3,167.6	\$ 667.5	\$ 11,937.5	\$ 23,576.6	129



Medicaid Savings

Recoveries & Reclamation Unit Tribal Reclaiming and Pharmacy Rebates

(Dollars in thousands)

Fiscal Year	Drug Rebate Recoveries (GF/FED)	Tribal Reclaiming GF Savings
FY2017	\$ -	\$ 34,781.80
FY2018	\$ 81,353.80	\$ 45,187.00
FY2019	\$ 104,252.70	\$ 72,647.10
FY2020	\$ 105,723.30	\$ 95,118.30
FY2021	\$ 123,752.00	\$ 57,467.90
FY2022	\$ 132,185.20	\$ 74,412.30
FY2023	\$ 154,354.00	\$ 124,551.80
	\$ 701,621.00	\$ 504,166.20



Questions?

Courtney Enright

Department of Health

Legislative Liaison

courtney.enright@alaska.gov

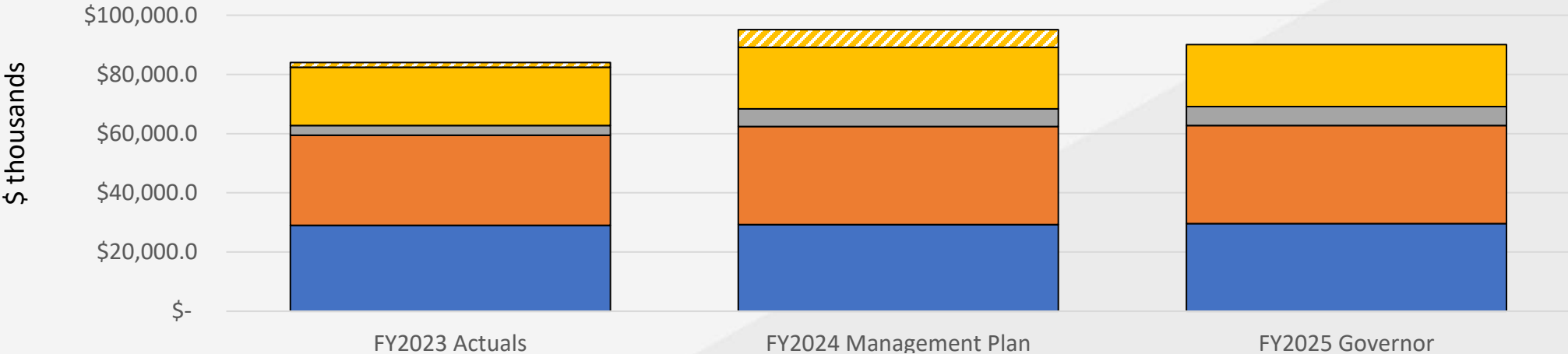
907-269-7800



Appendix



Division of Behavioral Health
Operating Budget Comparison FY2023-FY2025
(in thousands)

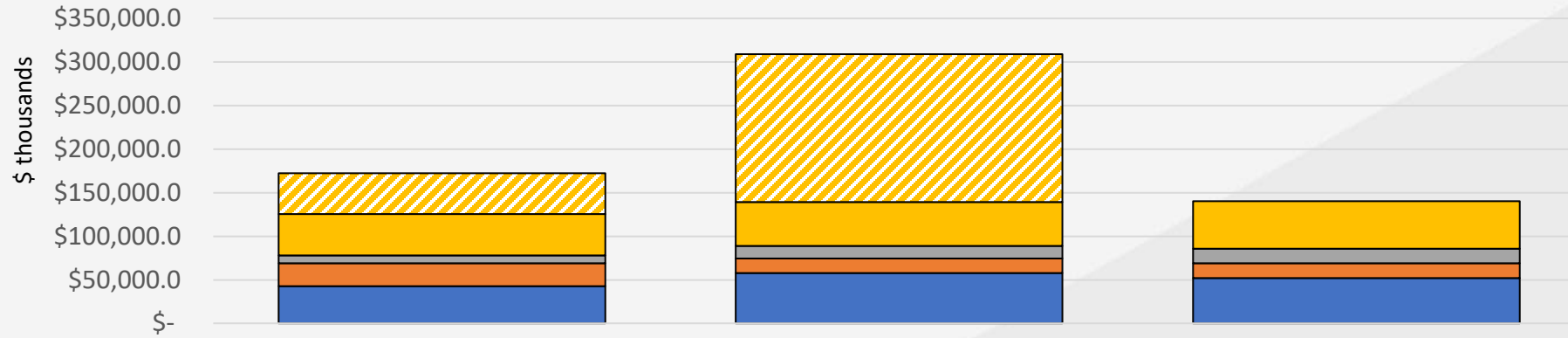


UGF	\$	29,040.3	\$	29,293.1	\$	29,586.0
DGF	\$	30,455.4	\$	33,112.0	\$	33,134.2
Other	\$	3,229.2	\$	5,941.7	\$	6,444.7
Federal	\$	19,679.2	\$	20,776.9	\$	20,910.6
Federal (COVID-19)	\$	1,633.6	\$	6,002.8	\$	-
Total	\$	84,037.7	\$	95,126.5	\$	90,075.5

FY2025 Governor Budget						
Component	UGF	DGF	Other	Federal	Grand Total	FT Postions
Behavioral Health Treatment and Recovery Grants	\$ 9,770.8	\$ 26,942.0	\$ 1,388.9	\$ 11,050.5	\$ 49,152.2	0
Alcohol Safety Action Program (ASAP)	\$ 1,978.9	\$ 831.2	\$ 1,957.9	\$ 527.1	\$ 5,295.1	25
Behavioral Health Administration	\$ 11,622.0	\$ 1,799.0	\$ 2,486.8	\$ 7,700.5	\$ 23,608.3	66
Behavioral Health Prevention and Early Intervention Grants	\$ 1,975.0	\$ 3,562.0	\$ -	\$ 1,632.5	\$ 7,169.5	0
Alaska Mental Health Board and Advisory Board on Alcohol and Drug Abuse	\$ 477.5	\$ -	\$ 581.1	\$ -	\$ 1,058.6	6
Suicide Prevention Council	\$ 608.7	\$ -	\$ 30.0	\$ -	\$ 638.7	1
Residential Child Care	\$ 3,153.1	\$ -	\$ -	\$ -	\$ 3,153.1	0
Grand Total	\$ 29,586.0	\$ 33,134.2	\$ 6,444.7	\$ 20,910.6	\$ 90,075.5	98



Division of Public Health Operating Budget Comparison FY2023-FY2025 (in thousands)

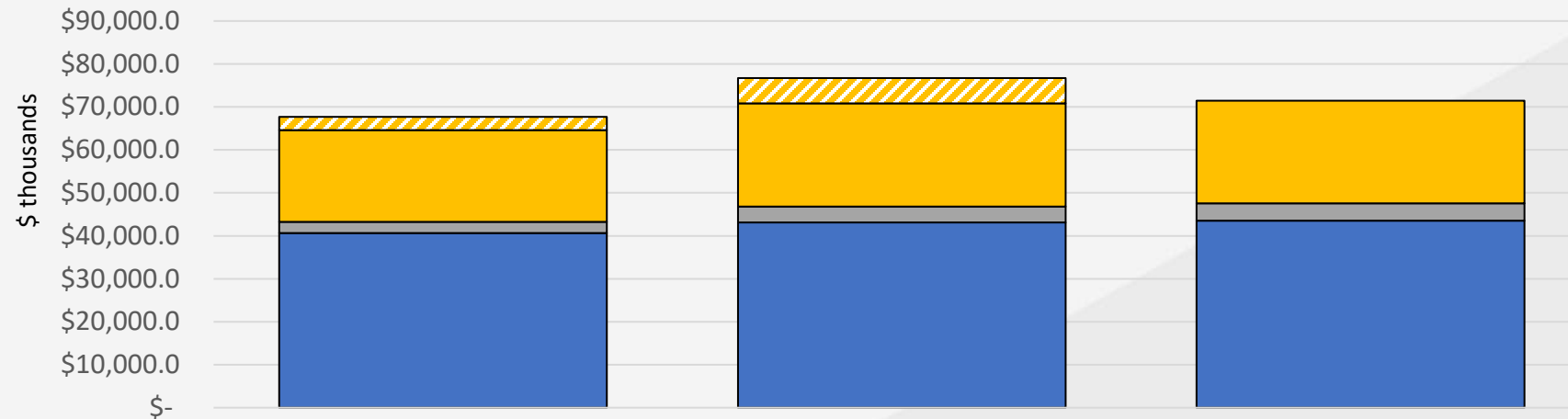


	FY2023 Actuals	FY2024 Management Plan	FY2025 Governor
UGF	\$ 42,716.1	\$ 57,740.4	\$ 52,007.8
DGF	\$ 26,332.8	\$ 16,942.9	\$ 17,104.4
Other	\$ 9,067.1	\$ 14,329.8	\$ 16,795.3
Federal	\$ 47,338.3	\$ 50,286.3	\$ 54,241.7
Federal (COVID-19)	\$ 46,860.8	\$ 169,495.2	\$ -
Total	\$ 172,315.1	\$ 308,794.6	\$ 140,149.2

FY2025 Governor Budget						
Component	UGF	DGF	Other	Federal	Grand Total	FT Positions
Nursing	\$ 25,442.5	\$ 654.2	\$ 5.0	\$ 6,713.7	\$ 32,815.4	154
Women, Children, and Family Health	\$ 2,956.0	\$ 1,810.2	\$ 2,028.4	\$ 9,425.4	\$ 16,220.0	42
Public Health Administrative Services	\$ 1,604.1	\$ -	\$ 25.8	\$ 1,769.8	\$ 3,399.7	20
Emergency Programs	\$ 2,535.6	\$ 785.4	\$ 7,251.4	\$ 7,713.0	\$ 18,285.4	30
Chronic Disease Prevention and Health Promotion	\$ 5,865.3	\$ 8,535.7	\$ 3,050.8	\$ 10,479.4	\$ 27,931.2	44
Epidemiology	\$ 2,170.8	\$ 253.3	\$ 3,014.3	\$ 12,238.3	\$ 17,676.7	71
Bureau of Vital Statistics	\$ 25.9	\$ 3,660.5	\$ 384.4	\$ 1,827.5	\$ 5,898.3	33
Emergency Medical Services Grants	\$ 2,632.4	\$ -	\$ -	\$ 551.3	\$ 3,183.7	0
State Medical Examiner	\$ 3,891.7	\$ 20.0	\$ 25.0	\$ 268.6	\$ 4,205.3	19
Public Health Laboratories	\$ 4,883.5	\$ 1,385.1	\$ 1,010.2	\$ 3,254.7	\$ 10,533.5	43
Grand Total	\$ 52,007.8	\$ 17,104.4	\$ 16,795.3	\$ 54,241.7	\$ 140,149.2	456



Senior and Disabilities Services Operating Budget Comparison FY2023-FY2025 (in thousands)



	FY2023 Actuals	FY2024 Management Plan	FY2025 Governor
UGF	\$ 40,668.9	\$ 43,114.4	\$ 43,506.7
DGF	\$ -	\$ -	\$ -
Other	\$ 2,586.8	\$ 3,725.3	\$ 4,079.9
Federal	\$ 21,366.8	\$ 24,014.3	\$ 23,876.4
Federal (COVID-19)	\$ 3,032.8	\$ 5,848.3	\$ -
Total	\$ 67,655.3	\$ 76,702.3	\$ 71,463.0

FY2025 Governor Budget						
Component	UGF	DGF	Other	Federal	Grand Total	FT Postions
Senior and Disabilities Community Based Grants	\$ 13,272.8	\$ -	\$ 951.5	\$ 7,495.4	\$ 21,719.7	0
Early Intervention / Infant Learning Programs	\$ 7,424.5	\$ -	\$ 460.0	\$ 1,859.1	\$ 9,743.6	0
Senior and Disabilities Services Administration	\$ 12,384.8	\$ -	\$ 1,526.0	\$ 13,555.4	\$ 27,466.2	172
General Relief / Temporary Assisted Living	\$ 10,395.0	\$ -	\$ -	\$ -	\$ 10,395.0	0
Commission on Aging	\$ -	\$ -	\$ 449.9	\$ -	\$ 449.9	2
Governor's Council on Disabilities and Special Education	\$ 29.6	\$ -	\$ 692.5	\$ 966.5	\$ 1,688.6	7
Grand Total	\$ 43,506.7	\$ -	\$ 4,079.9	\$ 23,876.4	\$ 71,463.0	181

