





UNIVERSITY
of ALASKA

House Education Committee | January 31, 2024



Technical Vocational Education Program

Teri Cothren
Associate Vice President



2024 JOBS FORECAST

Capitalizing on federal investment to strengthen Alaska's future

- \$1.2 trillion infrastructure bill – workforce needed for roads, bridges, ports, broadband, ferry system, water, and wastewater projects
 - CDL Drivers
 - Construction Managers
 - Heat/Air/Ref Mechanics
 - General Ops Managers
 - Telecommunication Install/Rep
 - Engineers & Engineering Techs
 - Architects
 - Welders
 - Surveyors
 - Facilities Repair & Management
 - Business Services
- Job growth also anticipated in health care, transportation, resource extraction, and energy development

ALASKA ECONOMIC
TRENDS
JANUARY 2024

Outlook for jobs
in Alaska **2024**

ALSO INSIDE

Job forecasts for Fairbanks,
Anchorage, and Southeast

**UA is Key to Meeting
Alaska's Workforce Needs**

UA SYSTEM

Three Universities, One System

Unique Missions Offering Diverse Value

16+

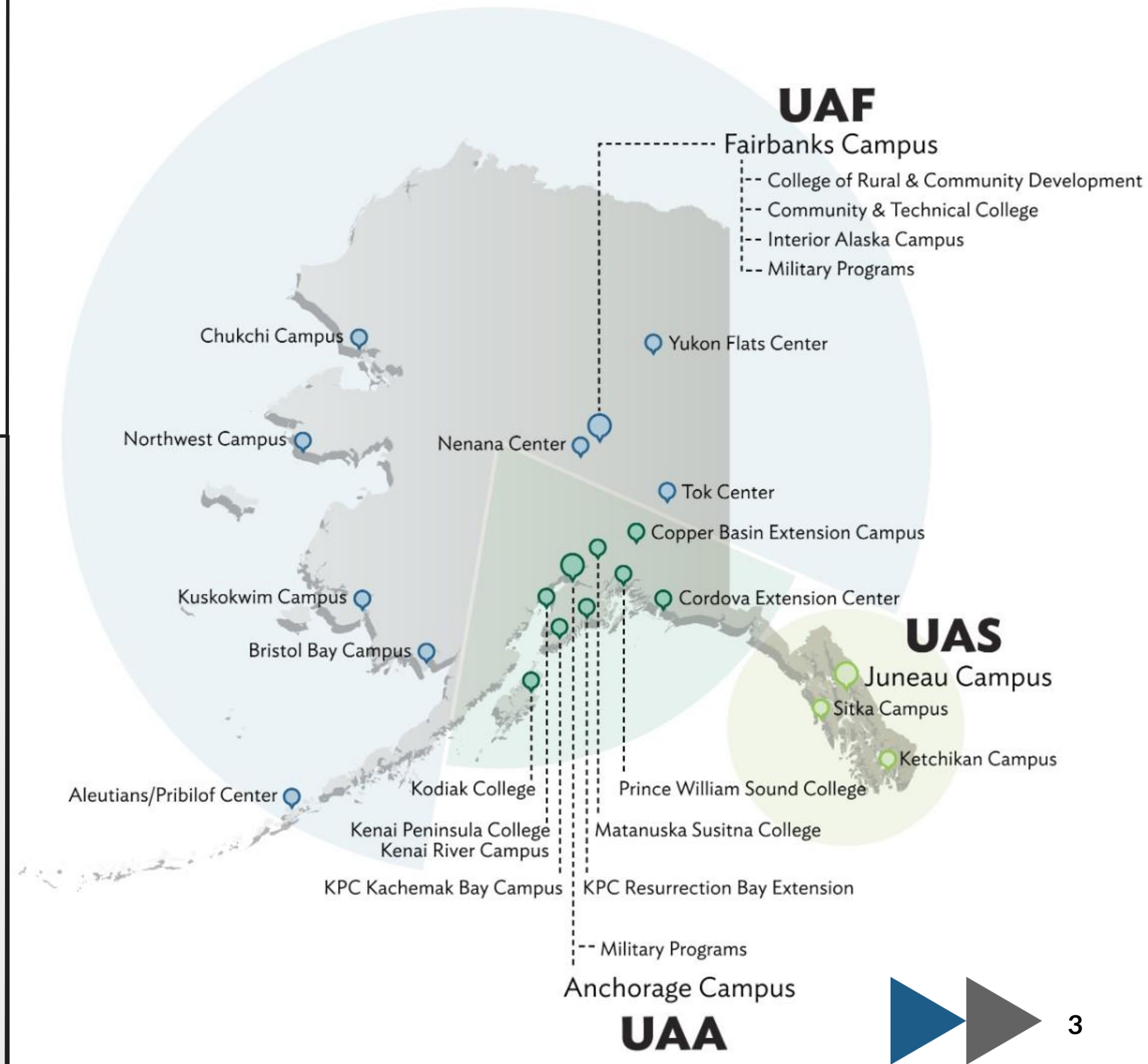
Colleges, campuses, and extension sites providing access statewide


400+

Breadth of programs from workforce credentialing to doctoral degrees

20K+

Students served across all six economic regions






Since 2011
26,948

Students have graduated from programs relevant to the state’s high demand industries, producing the following outcomes:

UA'S IMPACT ON ALASKA'S WORKFORCE

Degree Type	Graduates	% Employed in Alaska with 1 Year	Average First-Year Wage (\$)	Average Fifth-Year Wage (\$)
Certificate and Associate	10,794	80.8%	\$47,504	\$63,754
Bachelor and Above	16,154	74.3%	\$54,959	\$77,554

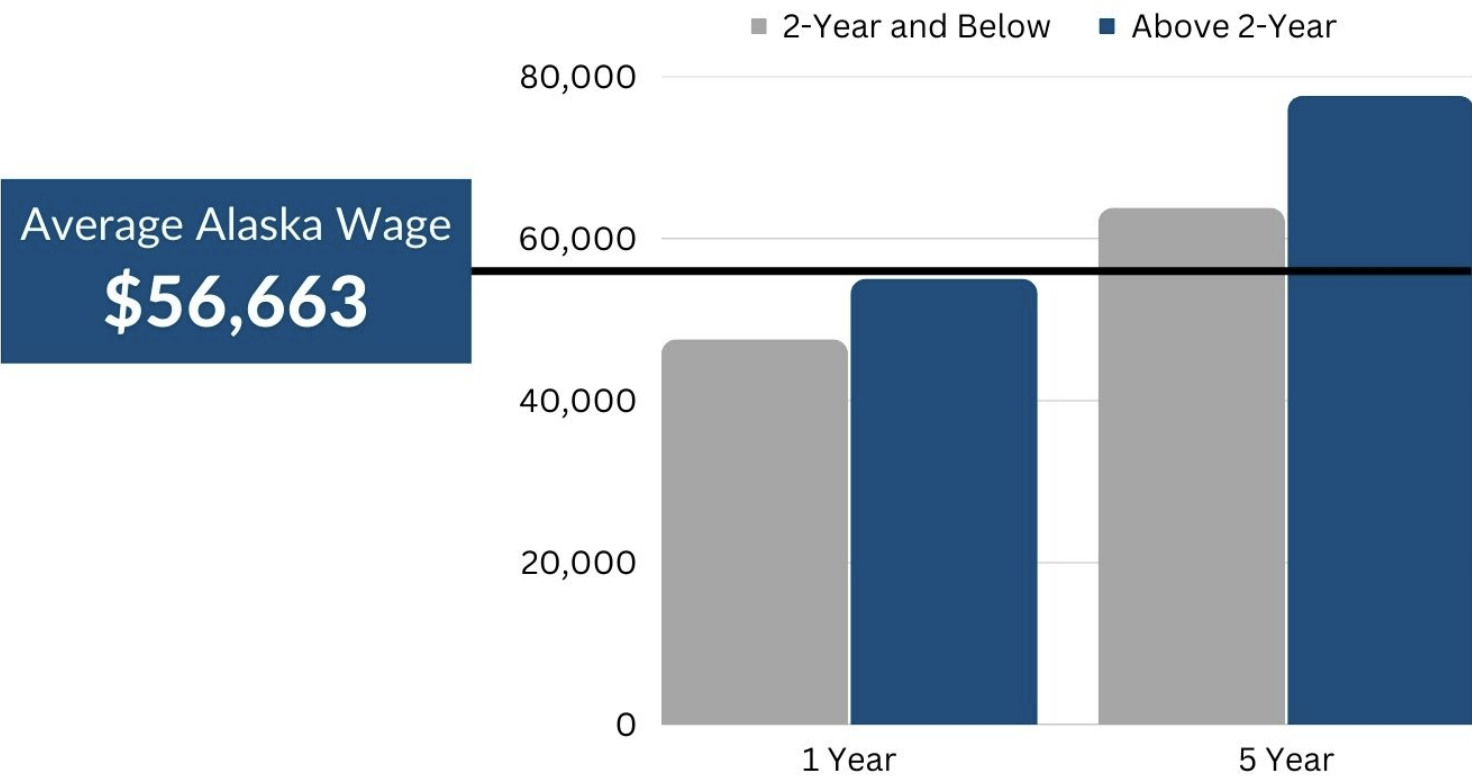
BOOST ALASKA’S HIRE RATE




94.8%
Of Working Graduates
are Alaska Residents

For comparison, residency is 79.8% for All Alaska Workers

GRADUATES' AVERAGE WAGE



TVEP SUPPORTS WORKFORCE DEVELOPMENT

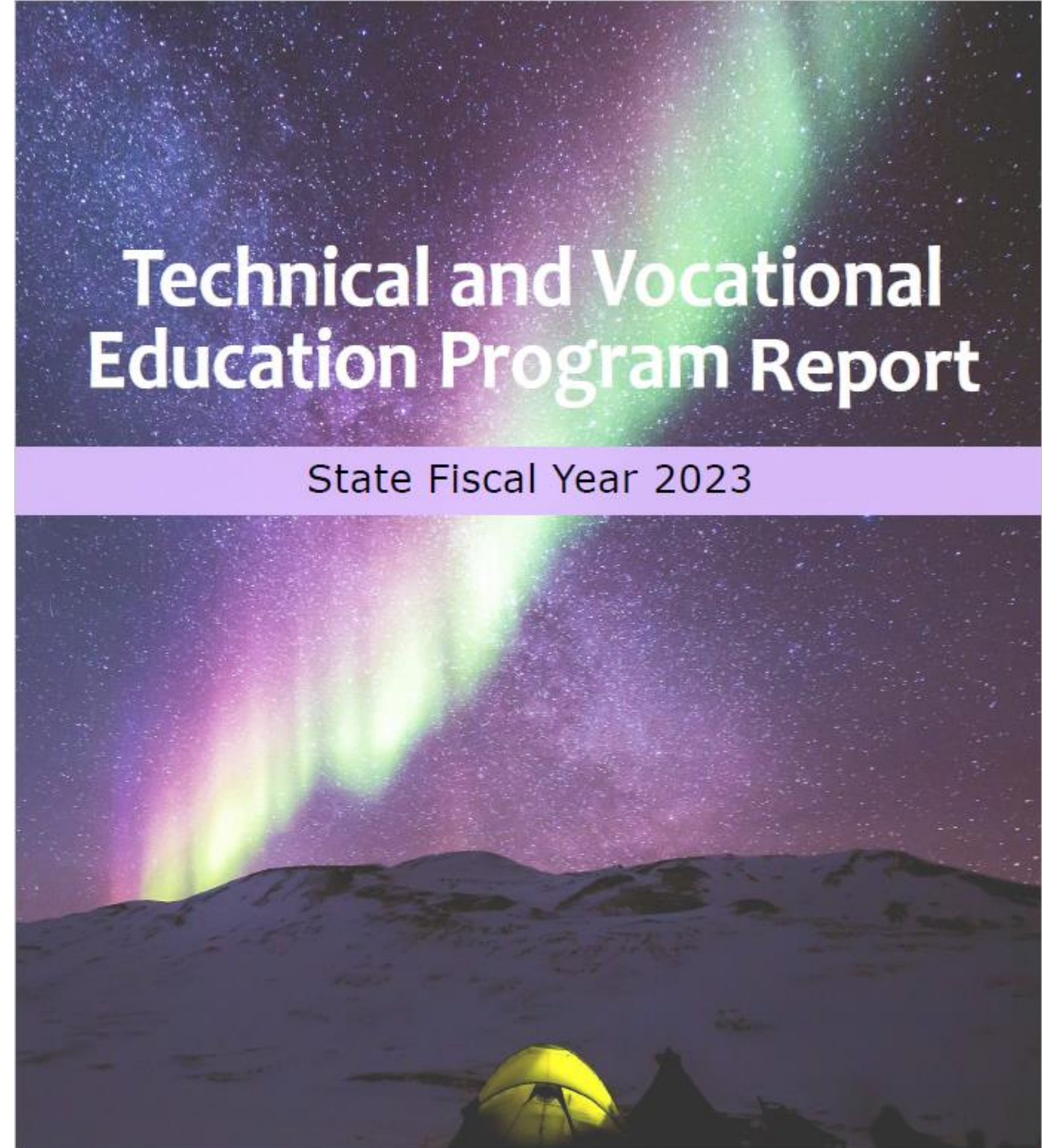


Technical and Vocational Education Program Report

State Fiscal Year 2023

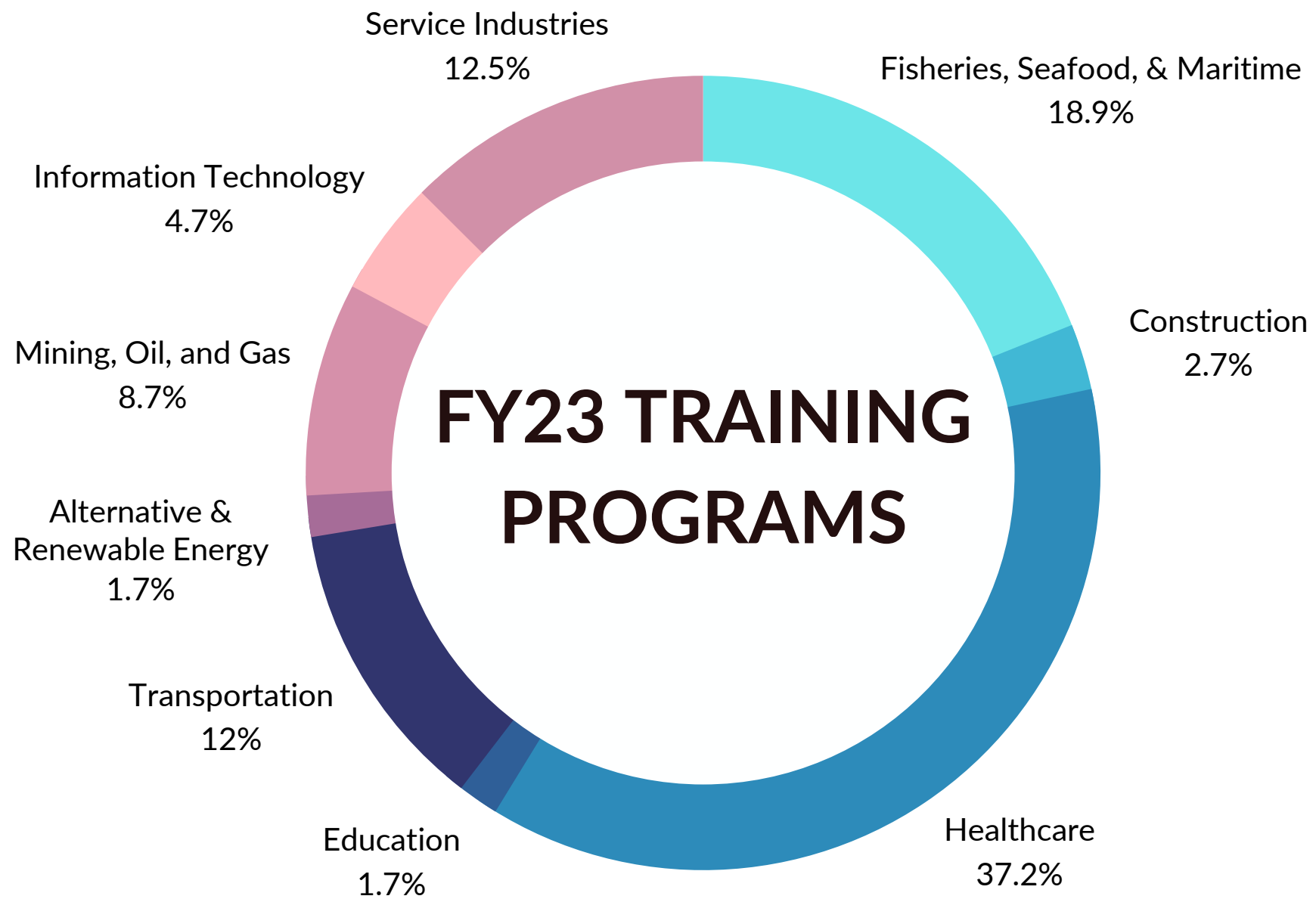
Fiscal Year 2023 UA Outcomes

- UA's 45% allocation trained 57% of students served by TVEP
 - 4,844 students trained
 - 1,294 high school students received college credit
 - 80% employed 1-12 months after exit
- UA's competitive grant process adheres to these priorities:
 - Supporting programs aligned to high-demand priorities identified by the Alaska Workforce Investment Board
 - Training that leads to employment, retention, or career advancement
 - Developing or strengthening partnerships

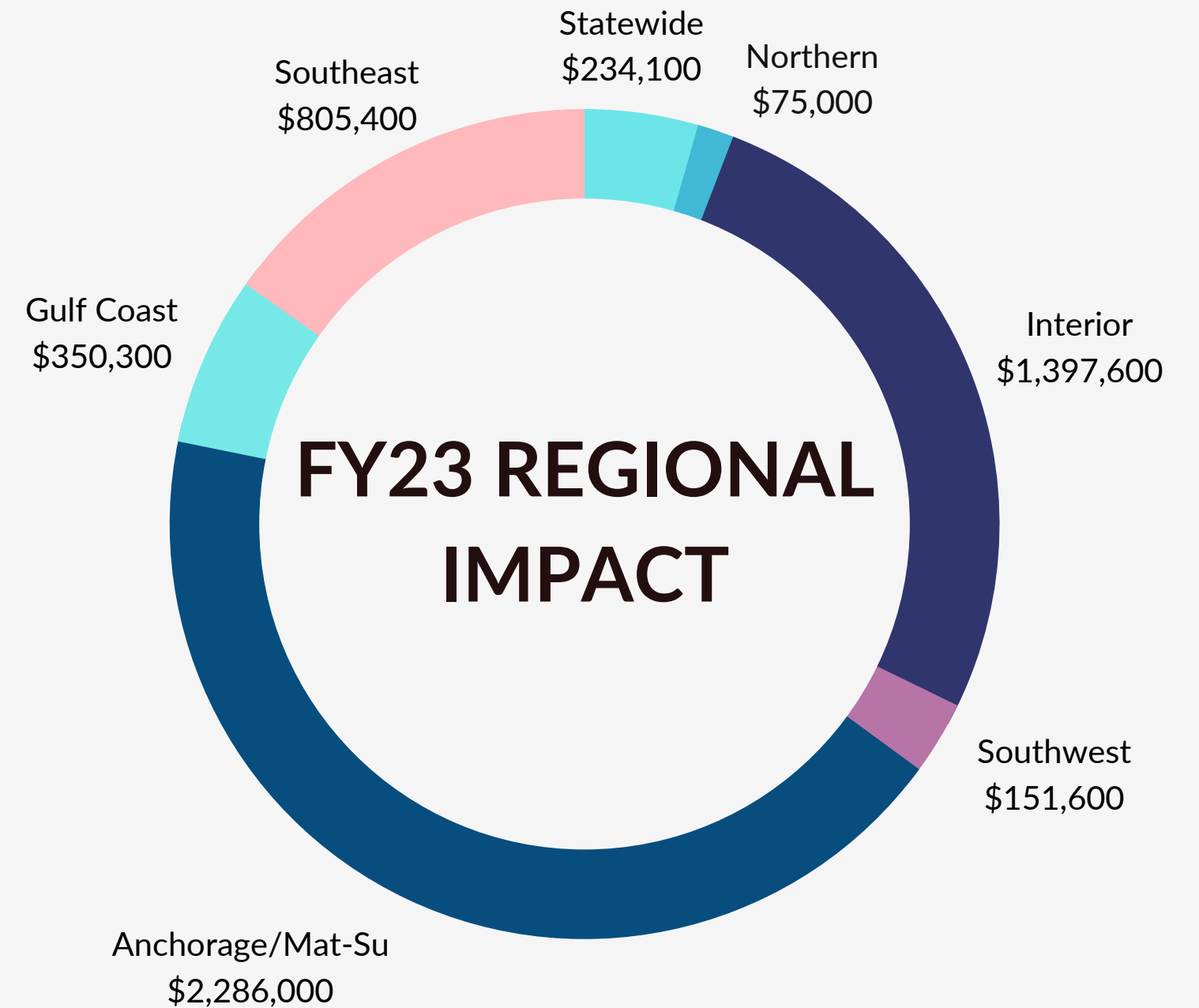


A report prepared for the Alaska Legislature
and the Alaska Workforce Investment Board
by the Alaska Department of Labor and Workforce Development

TVEP SUPPORTS HIGH PRIORITY INDUSTRIES



TVEP SUPPORTS ALL REGIONS



In addition to these totals, the Fairbanks Pipeline Training Center received \$867,300 in pass-through funding for construction, oil, and gas.



TECHNICAL VOCATIONAL EDUCATION PROGRAM

The Technical Vocational Education Program (TVEP) provides grants to high-demand career and technical education entities for industry-specific, on-the-job, and classroom training.

FY23 TVEP Allocations	% of TVEP Allocation	Grant Amount	# of Adults Served	# of High School Students Served	Total # of Participants	Investment Per Participant
Alaska Vocational Technical Center (AVTEC)	17%	\$2,329,900	1,170	166	1,336	\$1,744
Alaska Technical Center	9%	\$1,233,500	85	5	90	\$13,706
Amundsen Educational Center*	2%	\$274,100	5	0	5	\$54,820
Galena Interior Learning Academy	4%	\$556,800	0	211	211	\$2,639
Ilisaġvik College	5%	\$685,300	799	89	888	\$772
Northwestern Alaska Career and Technical Center (NACTEC)	3%	\$411,200	27	233	260	\$1,582
Partners for Progress in Delta, Inc.	3%	\$411,200	90	105	195	\$2,109
Southwest Alaska Vocational and Education Center (SAVEC)	3%	\$411,200	175	8	183	\$2,247
Yuut Elitnaurviat	9%	\$1,233,500	470	46	516	\$2,391
University of Alaska*	45%	\$6,167,300	3,550	1,294	4,844	\$1,273
FY23 TVEP Totals	100%	\$13,714,000	6,371	2,157	8,528	Avg: \$1,608

*Fairbanks Pipeline Training Center received \$867,300 in pass-through funding, based on a fiscal note accompanying the 2008 TVEP reauthorization to support construction, oil, and gas.



UA MAXIMIZES
TVEP FUNDING

In FY23, UA TVEP funding served 4,844 students or 57% of all participants served

UA TVEP invested \$1,273 per student, 21% less than the TVEP grantee average



UA strongly supports the reauthorization of TVEP (HB 55) that assists in:

- Strengthening pathways to Alaska jobs
- Delivering programs aligned to Alaska's high-demand workforce needs
- Providing professional development for retention or career advancement



UNIVERSITY
of ALASKA
Many Traditions One Alaska

TERI COTHREN

Associate Vice President of Workforce Development
tgcothren@alaska.edu
907.786.1171
alaska.edu/research/wd

