

Alaska Department of Fish and Game (ADF&G) FY2026 Budget Overview

House Finance Subcommittee

January 28, 2025

Commissioner Doug Vincent-Lang

Administrative Services Director Bonnie Jensen



Constitutional & Statutory Mandates



The Constitution of the State of Alaska

Article 8 – Natural Resources; § 4. Sustained Yield.

Fish, forests, wildlife, grasslands, and all other replenishable resources belonging to the State shall be utilized, developed, and maintained on the sustained yield principle, subject to preferences among beneficial uses.

The Alaska Statutes

Title 16. Fish and Game; Sec. 16.05.020. Functions of commissioner.

(2) manage, protect, maintain, improve, and extend the fish, game and aquatic plant resources of the state in the interest of the economy and general well-being of the state.

Mission Statement

To protect, maintain, and improve the fish, game, and aquatic plant resources of the state, and manage their uses and development in the best interest of the economy and the well-being of the people of the state, consistent with the sustained yield principle.

Core Services



Management

Provide hunting, fishing and trapping opportunities; protect and improve habitat and access; defend state's rights to manage its fish and wildlife resources

Stock Assessment & Research

Ensure sustainability and harvestable surplus; improve assessment and research capabilities; invest in new technologies; anticipate changing conditions

Customer Service & Public Involvement

Provide information on hunting, fishing and trapping opportunities, education services, and the Boards and other regulatory processes; issue licenses and permits






Leadership



Bonnie Jensen
Administrative Services Director



Ben Mulligan
Deputy Commissioner



Doug Vincent-Lang
Commissioner



Rachel Baker
Deputy Commissioner



Joe Felkl
Legislative Liaison



Shannon Mason
Special Assistant



Forrest Bowers
Acting Director
Commercial Fisheries



Israel Payton
Director
Sport Fish




Ryan Scott
Director
Wildlife Conservation



Kristy Tibbles
Executive Director
Board of Game



Art Nelson
Executive Director
Board of Fisheries



Active Recruitment
Director
Division of Subsistence







**Habitat
Section**

FY2026 Budget Highlights



The Department will continue to provide an excellent return on investment as we have in the past under the Governor's FY2026 proposed budget.

-  ADF&G turns ~\$250-million-dollar investment, of which ~\$70 million is general fund, into a return of over ~\$14 billion dollars annually
-  No reduction in services as a result of the proposed budget
-  The proposed budget includes new funding for fisheries and wildlife resource management
-  This includes funding for maintenance of vessels and aircrafts, restoration of commercial fisheries funding to maintain surveys and assessments, and fisheries enhancement activities



Return on Investment



Economic Value of Commercially Harvested Alaska Seafood

- 48,000 workers directly employed
- \$161 million in taxes, fees, and self-assessments contributed
- \$6 billion in economic output to Alaska's economy
- 2.3 billion pounds of seafood product
- \$15.8 billion U.S. economic output

[The Economic Value of Alaska's Seafood Industry, April 2024](#) - Study by McKinley Reach Group

Economic Value of Sport Fisheries

- 15,879 jobs supported
- \$373.9* million in taxes contributed
- \$828.4* million in income provided
- \$2.4* billion industry output

[Economic Impacts and Contributions of Sportfishing in Alaska, 2007](#) - Professional Publication by Southwick Associates, Inc. in collaboration with ADF&G

** Dollars were adjusted to account for inflation Jan. 2024*



Photo Credit: Walt Chapman

Return on Investment Continued...



Economic Value of Wildlife

- 🦌 More than 27,000 jobs supported
- 🦌 \$2.1* billion in labor income
- 🦌 \$5.2* billion spent by hunters and wildlife viewers
- 🦌 \$5.7* billion economic activity statewide

[The Economic Importance of Alaska's Wildlife in 2011](#) - ADF&G contracted with ECONorthwest to quantify the economic importance of Alaska's Wildlife

Economic Value of Subsistence

- 🦌 Replacement value of the wild food harvest of communities outside non-subsistence areas is estimated between \$215.9-\$431.8* million and \$288.3-\$576.6* million for all Alaska communities

[Subsistence in Alaska: A Year 2017 Update](#) – ADF&G Report



** Dollars were adjusted to account for inflation Jan. 2024*

Budget Organizational Chart



Sport Fish

- Sport Fisheries
- Sport Fish Facility Operations and Maintenance State Owned
- Sport Fish Facility Operations and Maintenance Non-State Owned

Wildlife Conservation

- Wildlife Conservation
- Hunter Education Public Shooting Ranges
- Wildlife Cons. Facility Operations and Maintenance State Owned
- Wildlife Cons. Facility Operations and Maintenance Non-State Owned

Statewide Support Services

- Commissioner's Office
- Administrative Services
- Boards of Fisheries and Game
- Advisory Committees
- *Exxon Valdez Oil Spill Trustee Council*
- State Facilities Maintenance and Operations
- Statewide Support Services Facilities Rent State Owned
- Statewide Support Services Facilities Rent Non-State Owned
- Statewide Support Services Facility Operations and Maintenance State Owned
- Statewide Support Services Facility Operations and Maintenance Non-State Owned

Anchorage & Fairbanks Hatcheries

- Anchorage & Fairbanks Hatcheries
- Hatcheries Facility Operations and Maintenance State Owned

Southeast Hatcheries

- Southeast Hatcheries

Habitat

- Habitat
- Habitat Facility Operations and Maintenance Non-State Owned

Subsistence Research & Monitoring

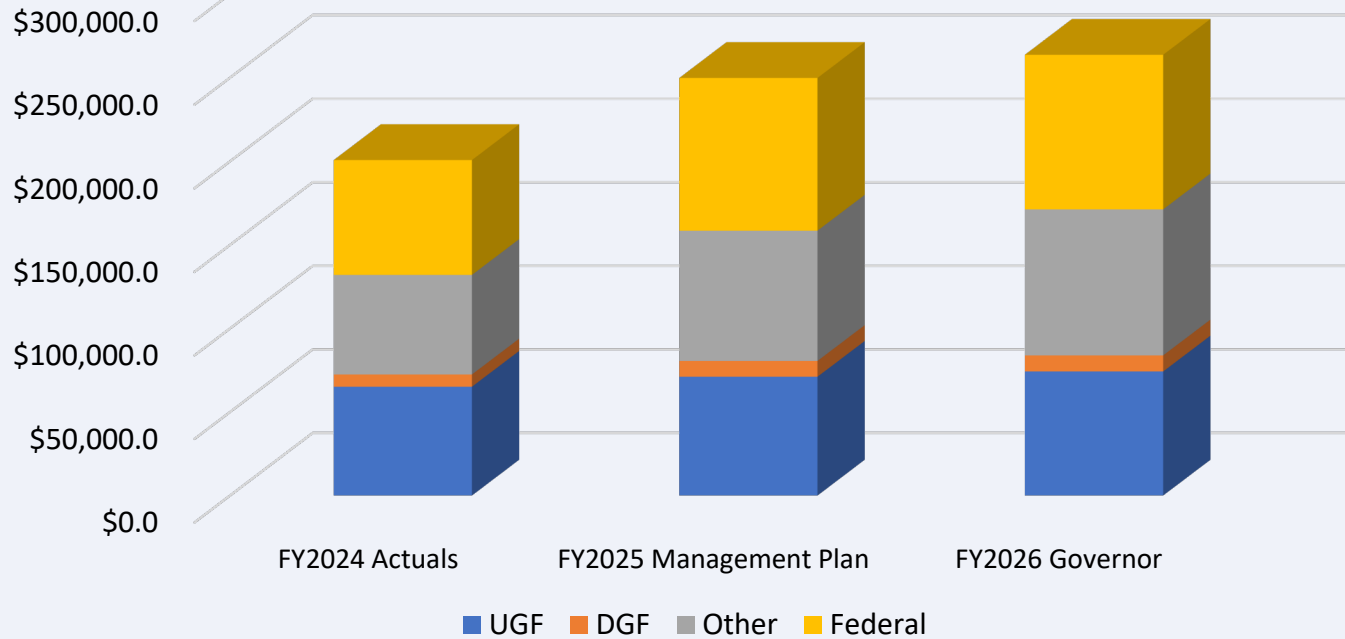
- State Subsistence Research
- Subsistence Facility Operations and Maintenance Non-State Owned

Commercial Fisheries

- Southeast Region Fisheries Management
- Central Region Fisheries Management
- Arctic Yukon Kuskokwim Region Fisheries Management
- Westward Region Fisheries Management
- Statewide Fisheries Management
- *Commercial Fisheries Entry Commission (CFEC)*
- Comm Fish Facility Operations and Maintenance State Owned
- Comm Fish Facility Operations and Maintenance Non-State Owned

FY2026 Operating Budget Comparison

(all \$ in thousands)



	FY2024 Actuals	FY2025 Management Plan	FY2026 Governor	FY2025 to FY2026 Difference
UGF	\$65,133.7	\$71,105.1	\$74,264.2	\$3,159.1
DGF	\$7,338.4	\$9,467.0	\$9,611.4	\$144.4
Other	\$59,577.6	\$77,962.3	\$87,395.4	\$9,433.1
Federal	\$68,688.1	\$91,290.4	\$92,403.4	\$1,113.0
Total	\$200,737.8	\$249,824.8	\$263,674.4	\$13,849.6

Department Totals Do Not Include the Commercial Fisheries Entry Commission (CFEC)

FY2026 Expenditures/Allocations

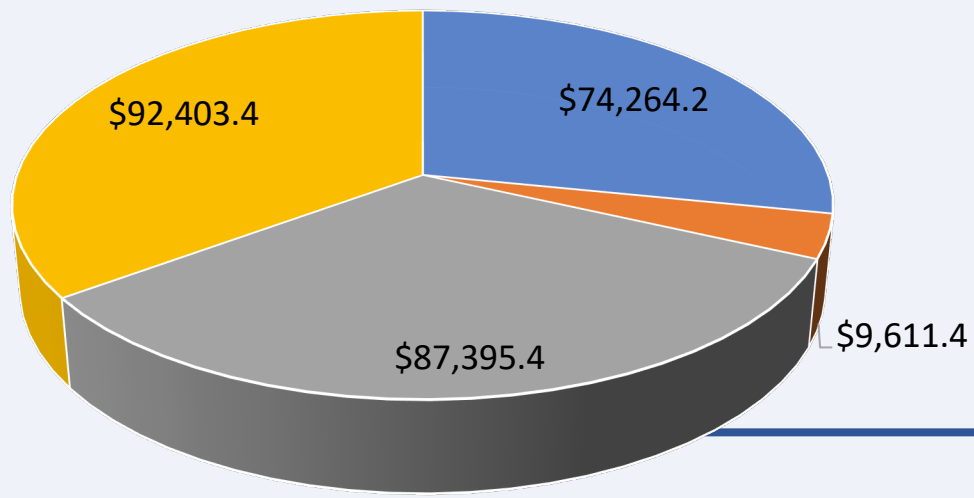
(all \$ in thousands)



	FY2024 Actuals	FY2025 Management Plan	FY2026 Governor	FY2025 to FY2026 Difference
Personal Services	\$128,226.8	\$146,357.9	\$150,455.1	\$4,097.2
Travel	\$3,471.8	\$5,970.2	\$5,972.8	\$2.6
Services	\$55,971.7	\$83,441.1	\$93,056.7	\$9,615.6
Commodities	\$11,139.3	\$11,876.8	\$12,036.0	\$159.2
Capital Outlay	\$1,928.2	\$2,178.8	\$2,153.8	(\$25.0)
Total	\$200,737.8	\$249,824.8	\$263,674.4	\$13,849.6

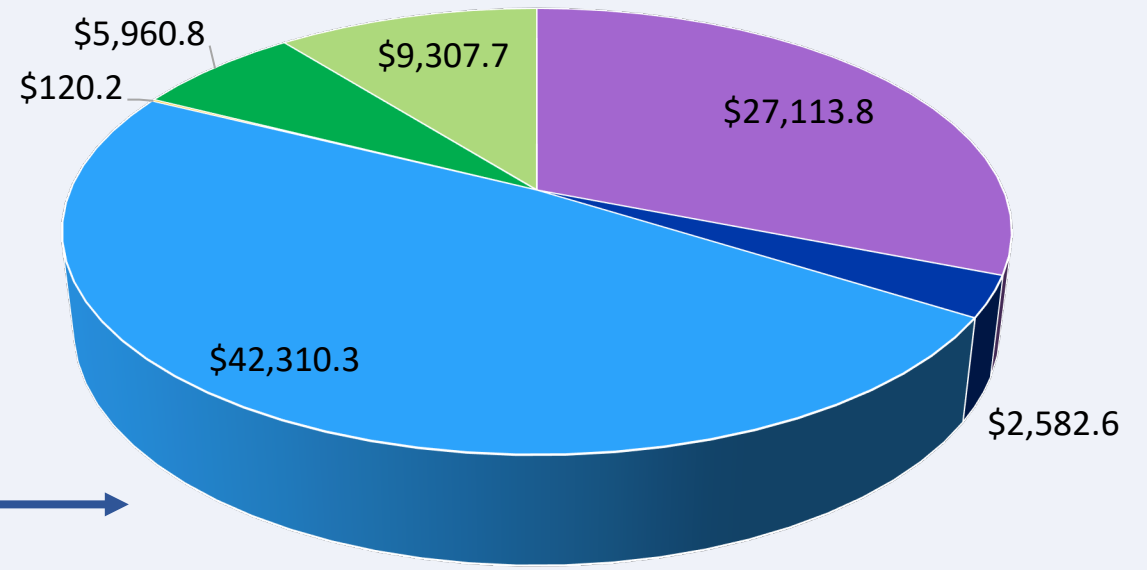
FY2026 Fund Group Breakdown

(all \$ in thousands)



■ UGF ■ DGF ■ Other ■ Federal

Other Funding Sources



■ 1007 Interagency Receipts ■ 1018 Exxon Valdez Oil Spill Settlement
 ■ 1024 Fish and Game Fund ■ 1055 Interagency/Oil & Hazardous Waste
 ■ 1061 Capital Improvement Project Receipts ■ 1108 Statutory Designated Program Receipts

FY2026 Fund Source Breakdown

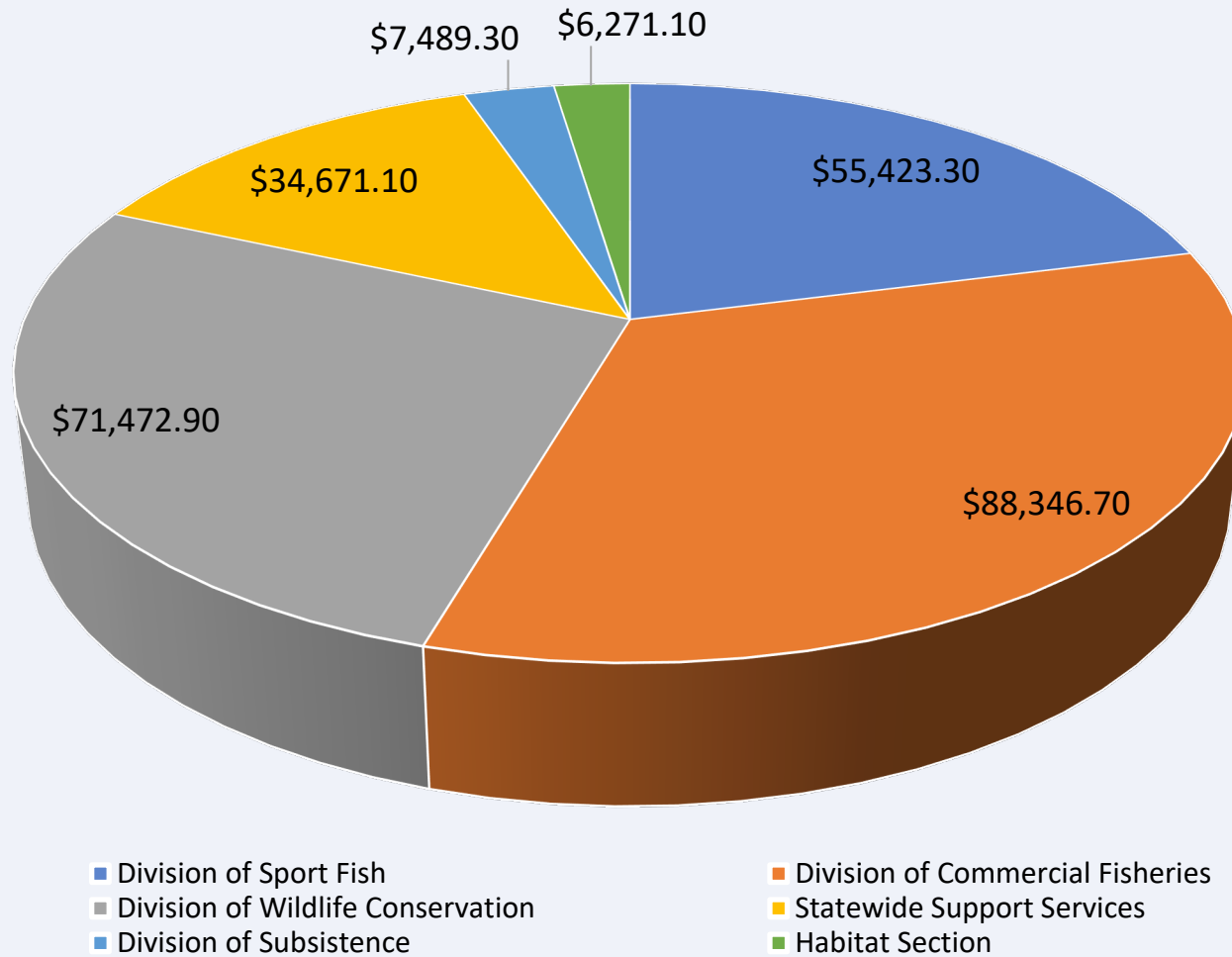
(all \$ in thousands)



		FY2024 Actuals	FY2025 Management Plan	FY2026 Governor	FY2025 to FY2026 Difference
UGF	1003 General Fund Match	\$1,150.0	\$1,219.9	\$1,303.0	\$83.1
	1004 General Fund Receipts	\$63,983.7	\$69,885.2	\$72,961.2	\$3,076.0
DGF	1005 General Fund/Program Receipts	\$3,245.1	\$2,581.7	\$2,603.1	\$21.4
	1109 Test Fisheries Receipts	\$1,184.0	\$3,623.2	\$3,666.2	\$43.0
	1201 CFEC Receipts	\$2,909.3	\$3,262.1	\$3,342.1	\$80.0
Other	1007 Interagency Receipts	\$13,149.5	\$18,865.5	\$27,113.8	\$8,248.3
	1018 Exxon Valdez Oil Spill Settlement	\$794.8	\$2,578.9	\$2,582.6	\$3.7
	1024 Fish and Game Fund	\$35,202.3	\$41,273.3	\$42,310.3	\$1,037.0
	1055 Interagency/Oil & Hazardous Waste	\$83.3	\$119.4	\$120.2	\$0.8
	1061 Capital Improvement Project Receipts	\$3,039.1	\$5,886.4	\$5,960.8	\$74.4
	1108 Statutory Designated Program Receipts	\$7,308.6	\$9,238.8	\$9,307.7	\$68.9
Fed	1002 Federal Receipts	\$68,688.1	\$91,290.4	\$92,403.4	\$1,113.0
Total		\$200,737.8	\$249,824.8	\$263,674.4	\$13,849.6

FY2026 Division/Section Breakdown




(all \$ in thousands)

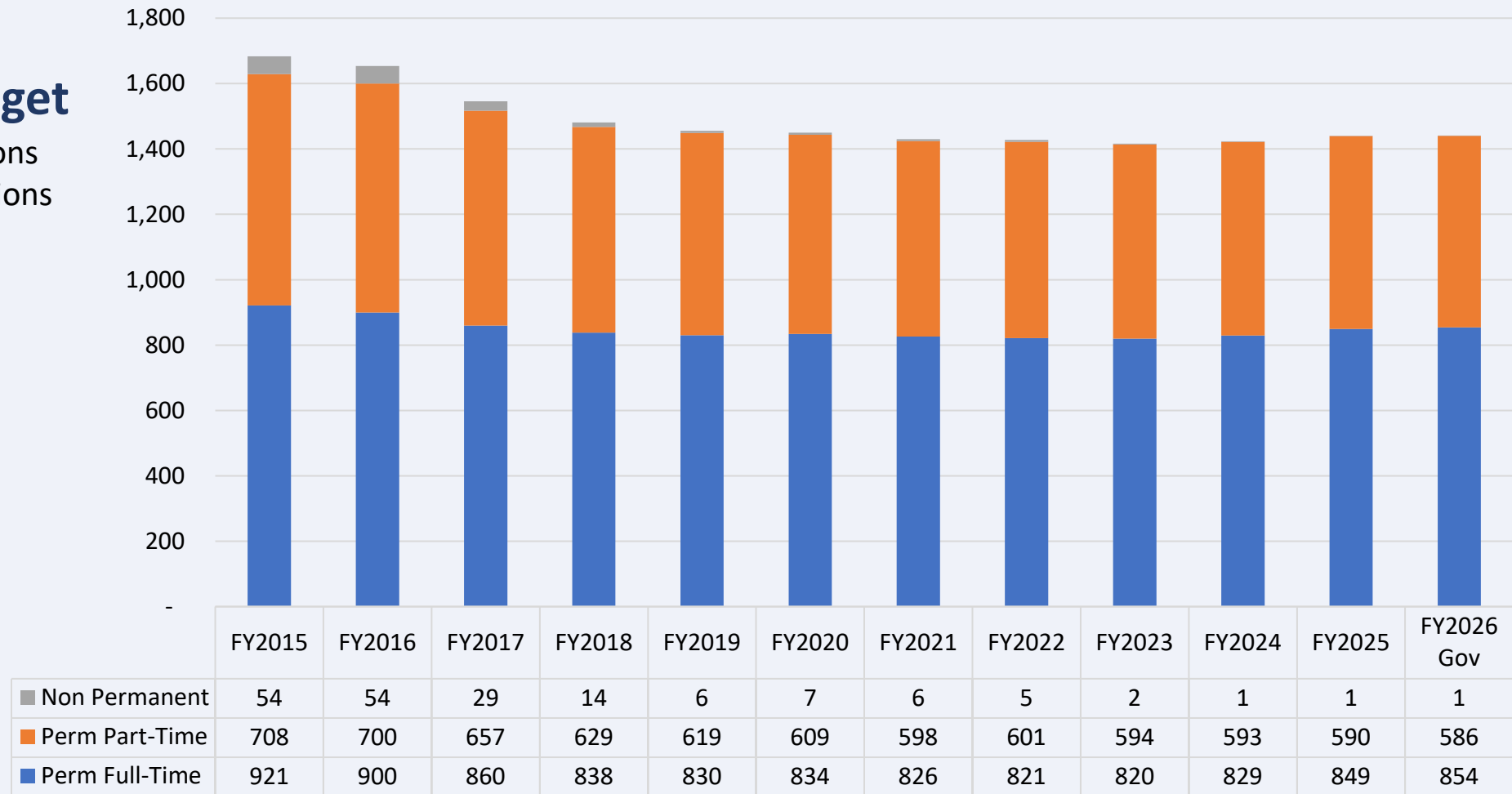


FY2026 Budgeted Positions & History

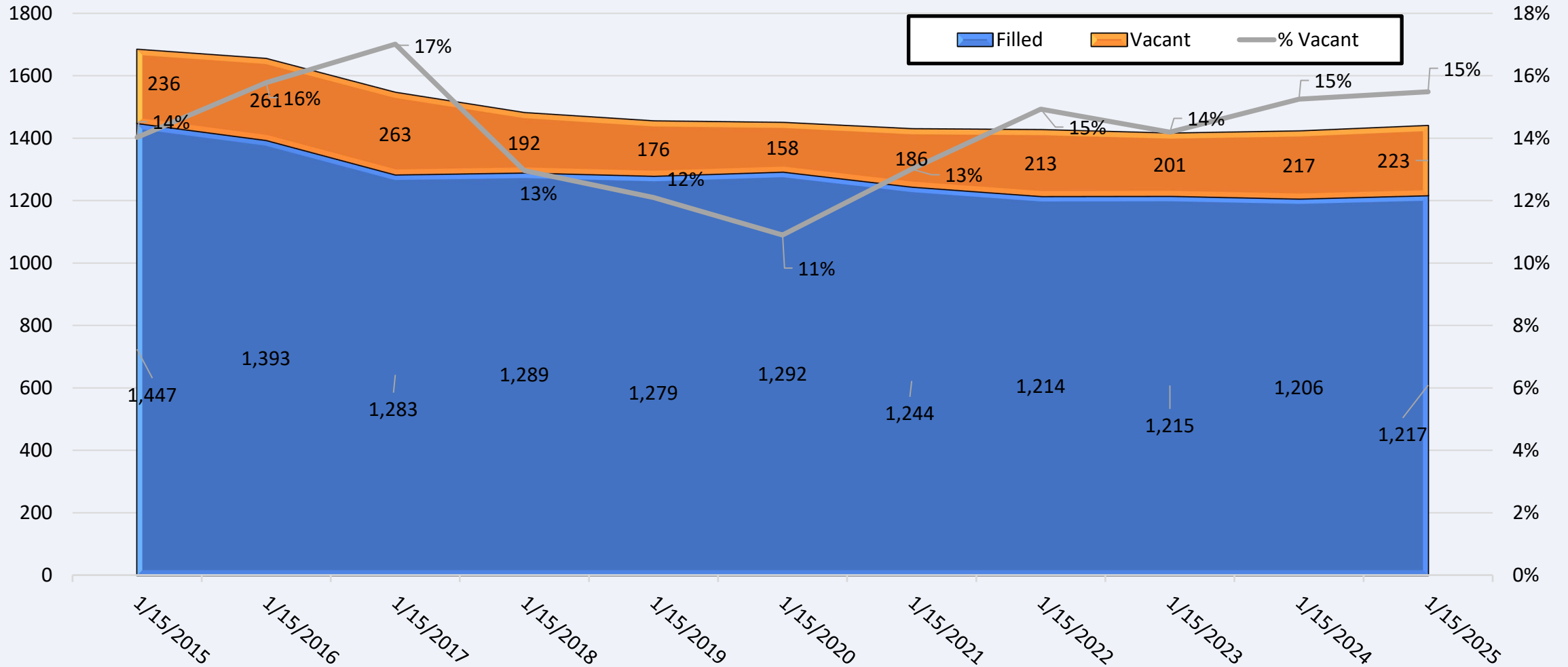


FY2026 Governor's Budget

-  854 permanent full-time positions
-  586 permanent part-time positions
-  1 non-permanent position



Position Vacancy History



FY2026 Operating Budget Change Highlights

Commercial Fisheries (all \$ in thousands)



Southeast Region Fisheries Management

Maintain Groundfish Project for Assessments and Management Obligations
**one-time increment*

Total Amount

\$ 250.0 UGF 1004 Gen Fund
 \$ 50.0 UGF 1003 GF/Match

Central Region Fisheries Management

Add Full-time Boat Officer 3 for Research Vessel Second in Command

\$ 132.0 UGF 1004 Gen Fund

AYK Region Fisheries Management

State Vessel, Vehicle and Aircraft Maintenance Project for Divisional
 General Fund Authority for Surveys and Assessments

\$ 450.0 UGF 1004 Gen Fund
 \$ 716.5 UGF 1004 Gen Fund

FY2026 Operating Budget Change Highlights

Sport Fisheries and Hatcheries (all \$ in thousands)



Anchorage and Fairbanks Hatcheries

Enhancement Activities to Anchorage and Fairbanks Hatcheries

Total Amount

\$ 100.0	Fed	1002	Fed Rcpts
\$ 100.0	Other	1024	Fish/Game

FY2026 Operating Budget Change Highlights

Wildlife Conservation (all \$ in thousands)



Wildlife Conservation

State Vehicle and Aircraft Maintenance Project for Divisional Maintenance

SB189 Guide Concession Permit Program Fiscal Note

Total Amount

\$ 217.0 Other 1024 Fish/Game

\$ 112.3 UGF 1004 Gen Fund

FY2026 Operating Budget Change Highlights

Statewide Support Services (all \$ in thousands)



Administrative Services

Delete Full-time Administrative Officer 1 Due to Departmental Efficiencies

Total Amount

\$ (28.1) UGF 1004 Gen Fund

Boards of Fisheries and Game

SB189 Guide Concession Permit Program Fiscal Note

\$ 14.4 UGF 1004 Gen Fund

Statewide Support Services Facilities Rent State Owned

Add Authority for State Owned Facility Rent

\$ 7,000.0 Other 1007 I/A Rcpts

Statewide Support Services Facilities Rent Non-State Owned

Add Authority for Non-State Owned Facility Rent

\$ 1,000.0 Other 1007 I/A Rcpts

Questions?



THANK YOU!

[Home Page, Alaska Department of Fish and Game \(adfg.alaska.gov\)](http://adfg.alaska.gov)

Contact Information



Doug Vincent-Lang, Commissioner
907-465-6141, doug.vincent-lang@alaska.gov

Bonnie Jensen, Administrative Services Director
907-465-3497, bonnie.jensen@alaska.gov

Joe Felkl, Legislative Liaison
907-465-6137, joseph.felkl@alaska.gov

