

# **Alaska Department of Fish and Game (ADF&G)**

## **Division of Wildlife Conservation**

### **FY2026 Budget Overview**

**House Finance Subcommittee**  
**February 20, 2025**

**Director Ryan Scott**  
**Admin. Operations Manager Daniel Reiersen**



# FY2026 Expenditures/Allocations

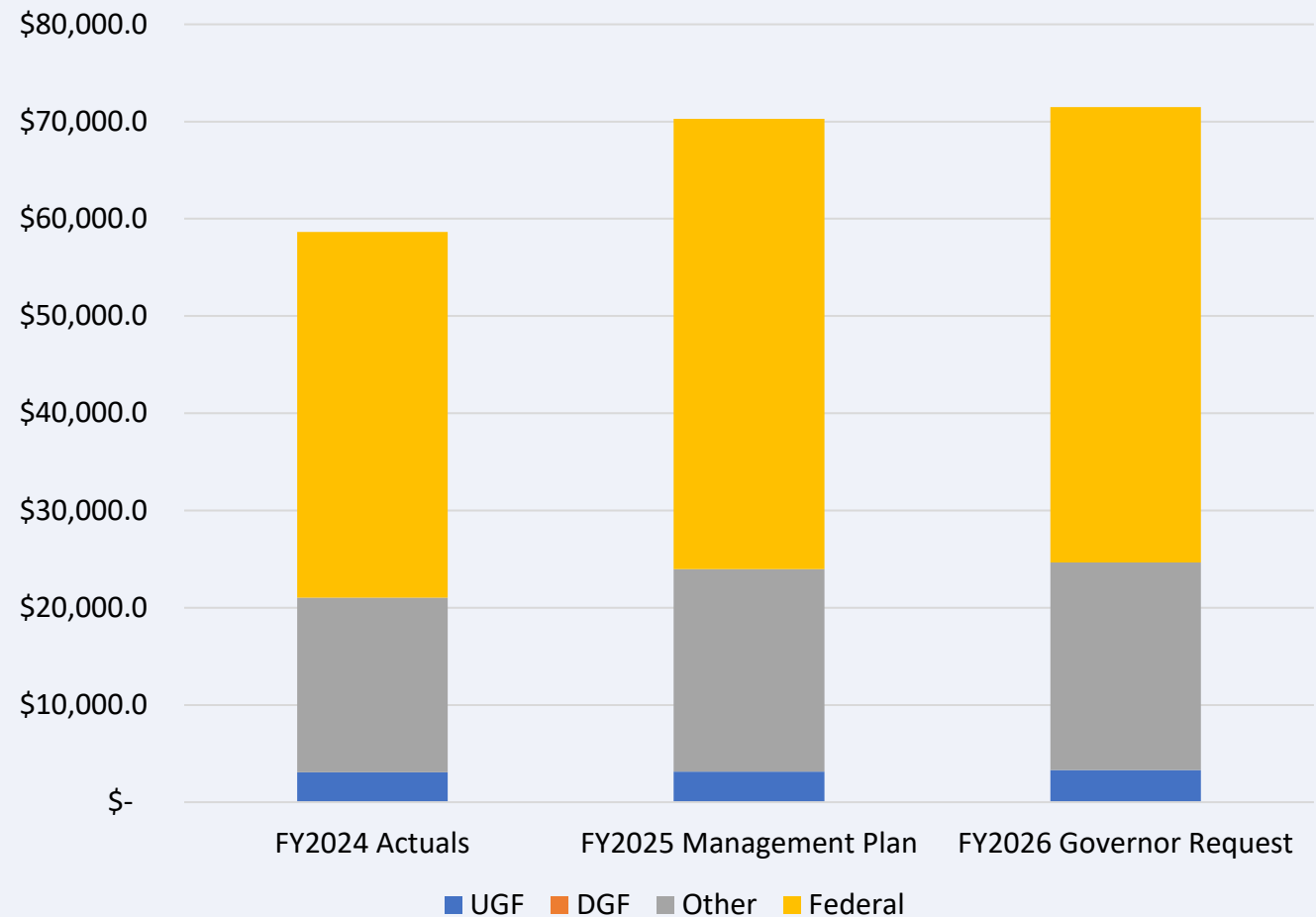
(all \$ in thousands)



	<b>FY2024 Actuals</b>	<b>FY2025 Management Plan</b>	<b>FY2026 Governor</b>	<b>FY2025 to FY2026 Difference</b>
Personal Services	\$32,882.4	\$38,230.5	\$39,193.9	\$963.4
Travel	\$1,116.0	\$1,680.2	\$1,680.2	-
Services	\$20,289.1	\$24,864.2	\$25,056.2	\$192.0
Commodities	\$3,992.1	\$5,074.5	\$5,099.5	\$25.0
Capital Outlay	\$350.3	\$443.1	\$443.1	-
<b>Total</b>	<b>\$58,629.9</b>	<b>\$70,292.5</b>	<b>\$71,472.9</b>	<b>\$1,180.4</b>

# FY2026 Operating Budget Comparison

(all \$ in thousands)





	FY2024 Actuals	FY2025 Management Plan	FY2026 Governor	FY2025 to FY2026 Difference
UGF	\$3,083.2	\$3,152.9	\$3,291.7	\$138.8
DGF	-	-	-	-
Other	\$17,938.2	\$20,831.5	\$21,349.0	\$517.5
Federal	\$37,608.5	\$46,308.1	\$46,832.2	\$524.1
Total	\$58,629.9	\$70,292.5	\$71,472.9	\$1,180.4

# FY2026 Fund Source Breakdown

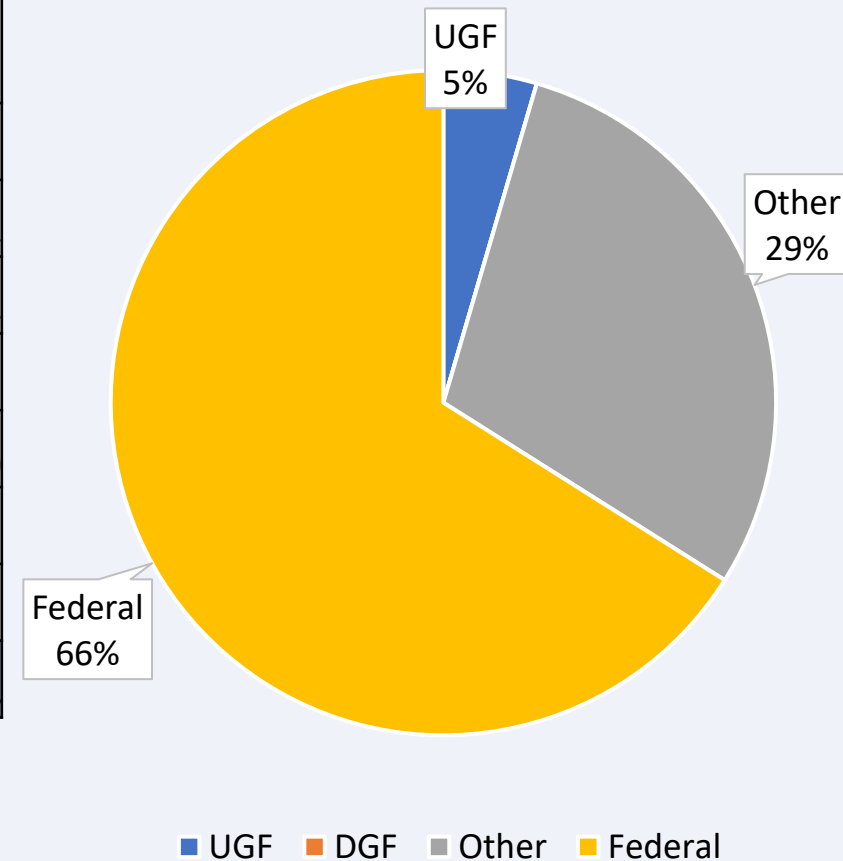
(all \$ in thousands)



	FY2024 Actuals	FY2025 Management Plan	FY2026 Governor	FY2025 to FY2026 Difference
Federal	\$37,608.5	\$46,308.1	\$46,832.2	\$524.1
General Fund Match	\$42.5	\$44.7	\$45.1	\$0.4
General Fund	\$3,040.7	\$3,108.2	\$3,246.6	\$138.4
Interagency Receipts	\$338.2	\$641.6	\$650.8	\$9.2
Fish & Game	\$15,955.2	\$18,422.4	\$18,897.4	\$475.0
CIP Receipts	\$1,175.5	\$1,278.0	\$1,306.2	\$28.2
SDPR	\$469.3	\$489.5	\$494.6	\$5.1
<b>Totals</b>	<b>\$58,629.9</b>	<b>\$70,292.5</b>	<b>\$71,472.9</b>	<b>\$1,180.4</b>

-  Capital Improvement Projects (CIP)
-  Statutory Designated Program Receipts (SDPR)



FY2026 Governor

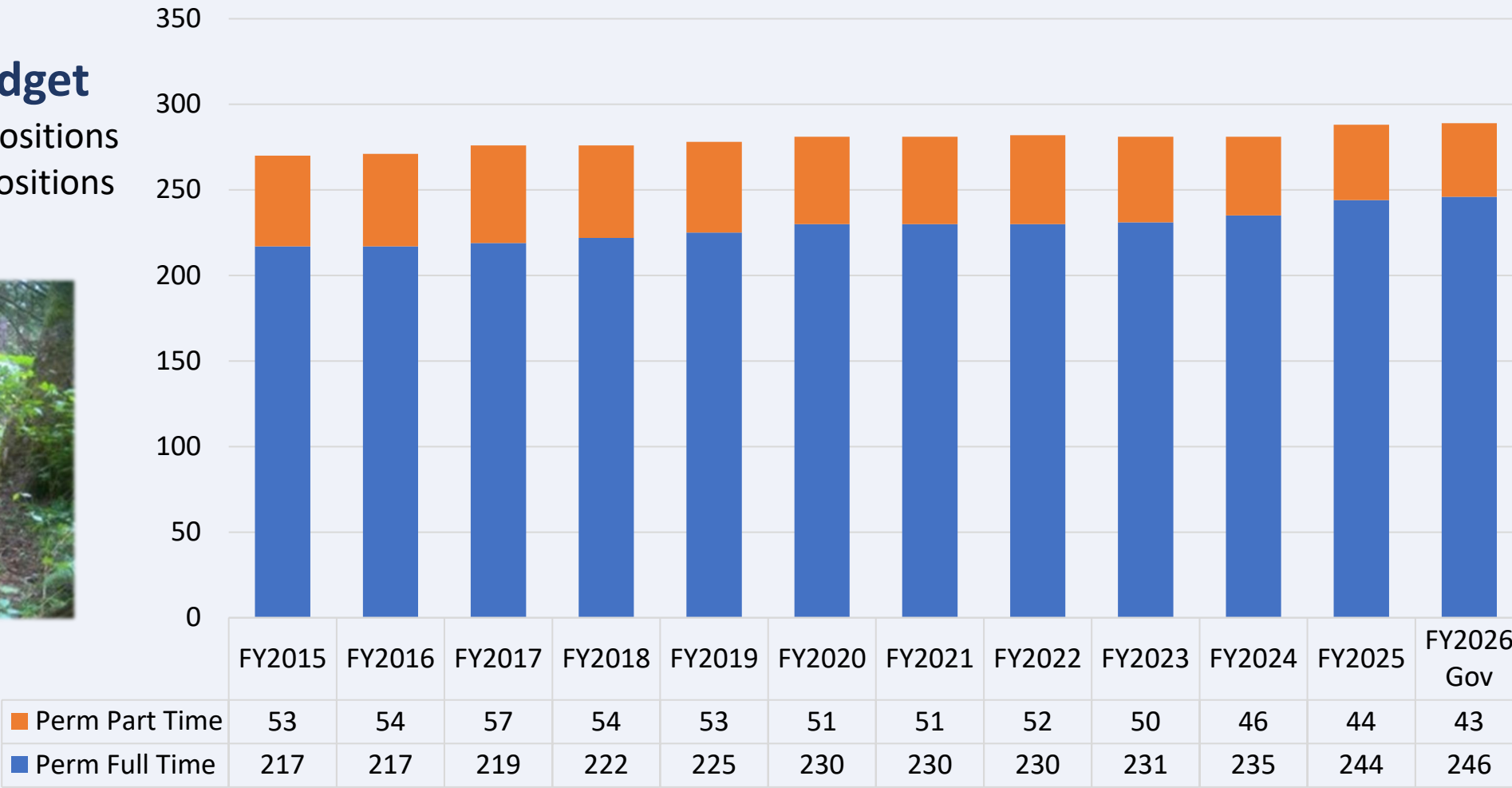


# Budgeted Positions & History



## FY2026 Governor's Budget

-  246 permanent full-time positions
-  43 permanent part-time positions







# Unrestricted General Funds 10-Year Lookback

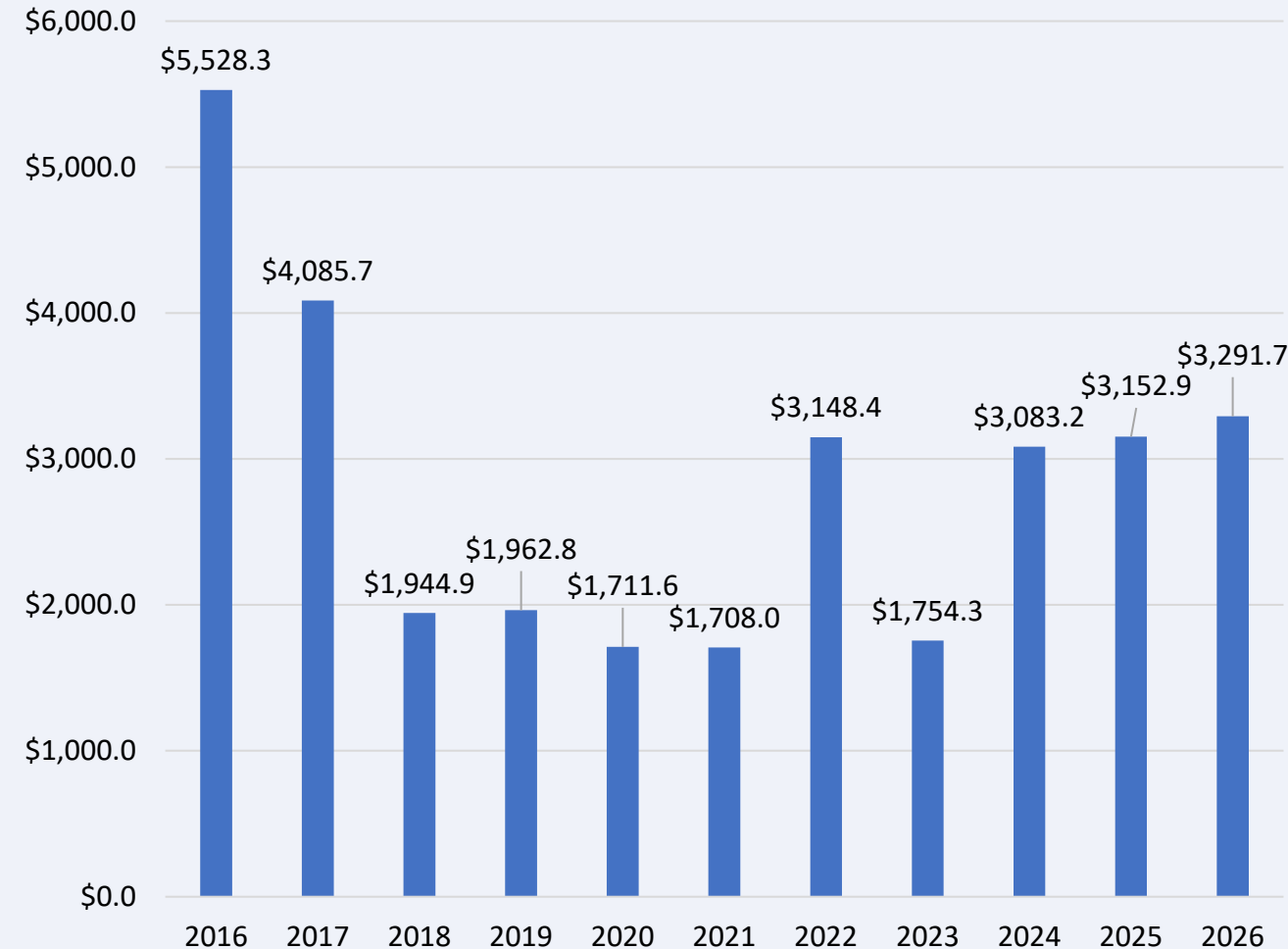
(all \$ in thousands)



**FY2026 UGF adds one Wildlife Biologist III position to budget**

**The remaining UGF pays for activities ineligible for either federal Pittman-Robertson or state Fish & Game Funds including:**

-  Endangered Species Act (ESA) response activities
-  Match for State Wildlife Grants (work on ESA species)
-  Match for Marine Mammal Grants (work on ESA species)
-  Match for activities ineligible for Fish & Game funds



# Threatened & Endangered Species and Marine Mammals Programs



## Program Overview

- 🐟 Cost effective approaches to federal management issues, providing resources, expertise, and coordination among agencies with the goal of conserving wildlife and avoiding unwarranted regulations
- 🐟 The Threatened, Endangered, and Diversity and Marine Mammals programs aim to conserve wildlife before they become threatened or endangered and maintain healthy populations, recover species, and keep common species common

## Major Successes in 2024

- 🐟 A third attempt to list wolves in southeast Alaska under the ESA was found not warranted
- 🐟 An attempt to list bull kelp under the ESA was found not warranted
- 🐟 Prevented the unjustified and unnecessary ESA listings of a bumble bee species
- 🐟 Overturned excessive ESA critical habitat designations for ringed seals and bearded seals; each area was about the size of Texas

## Current & Upcoming in 2025

- 🐟 Gulf of Alaska Chinook salmon ESA petition and other species ESA listing reviews
- 🐟 Likely final listing of the sunflower sea star as threatened under the ESA
- 🐟 Possible ESA management changes to wood bison
- 🐟 An increasing stream of petitions to list species under the ESA including a new petition to list the large marble butterfly and the glacier buttercup



# Federal Pittman-Robertson (PR) Program

## Purpose and Eligible Projects

- 🦌 Restoration, conservation, management, and enhancement of wild birds and wild mammals and their habitats
- 🦌 Public use and access to wildlife resources
- 🦌 Hunter education and development of shooting ranges

## Source of Funds

- 🦌 Excise taxes on sporting arms and ammunitions including pistols, handguns, revolvers, bows, archery, and arrow components

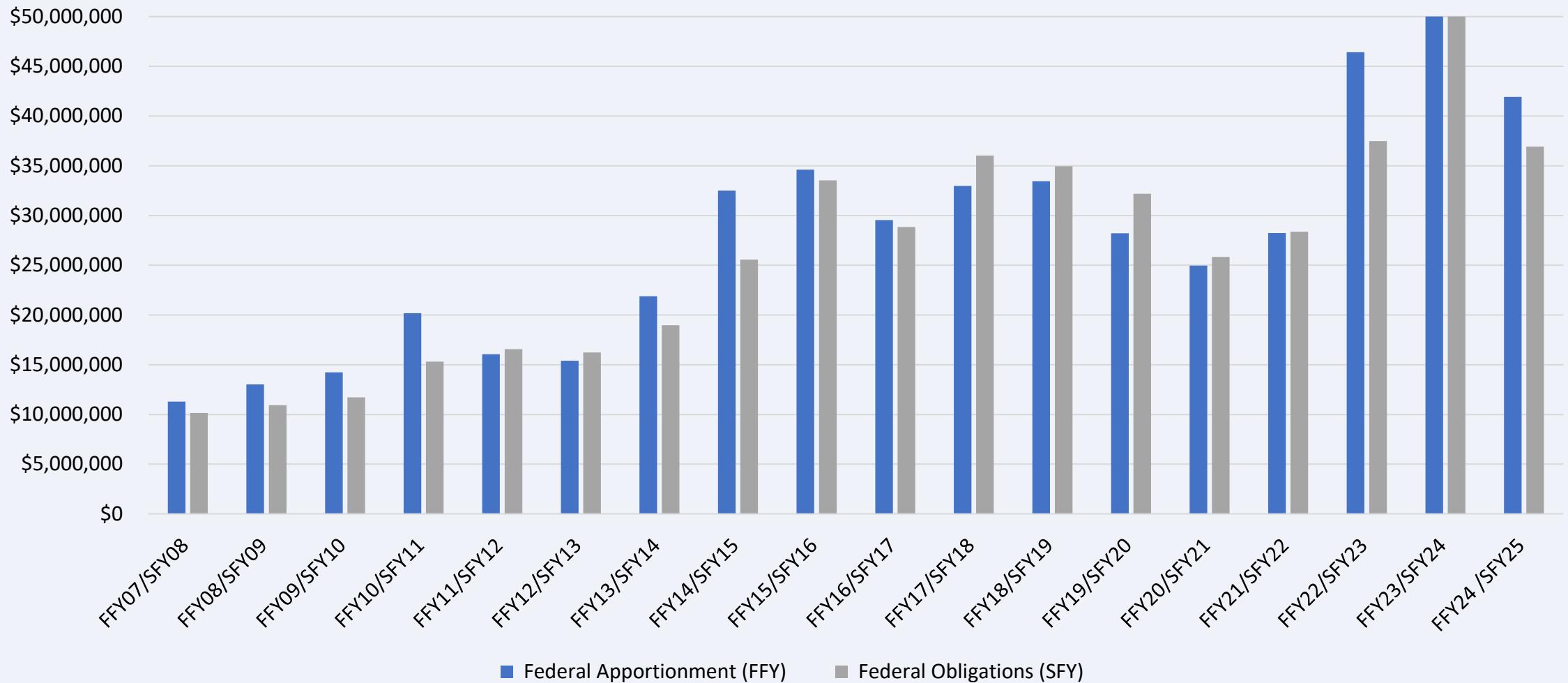
## How Funds are Distributed Among States

- 🦌 Apportioned to states based on size and number of hunting licenses sold
  - Alaska receives maximum apportionment of 5%
  - Funds must be obligated within two years
  - 75% federal PR funds with 25% state match



# Federal Pittman-Robertson Funds

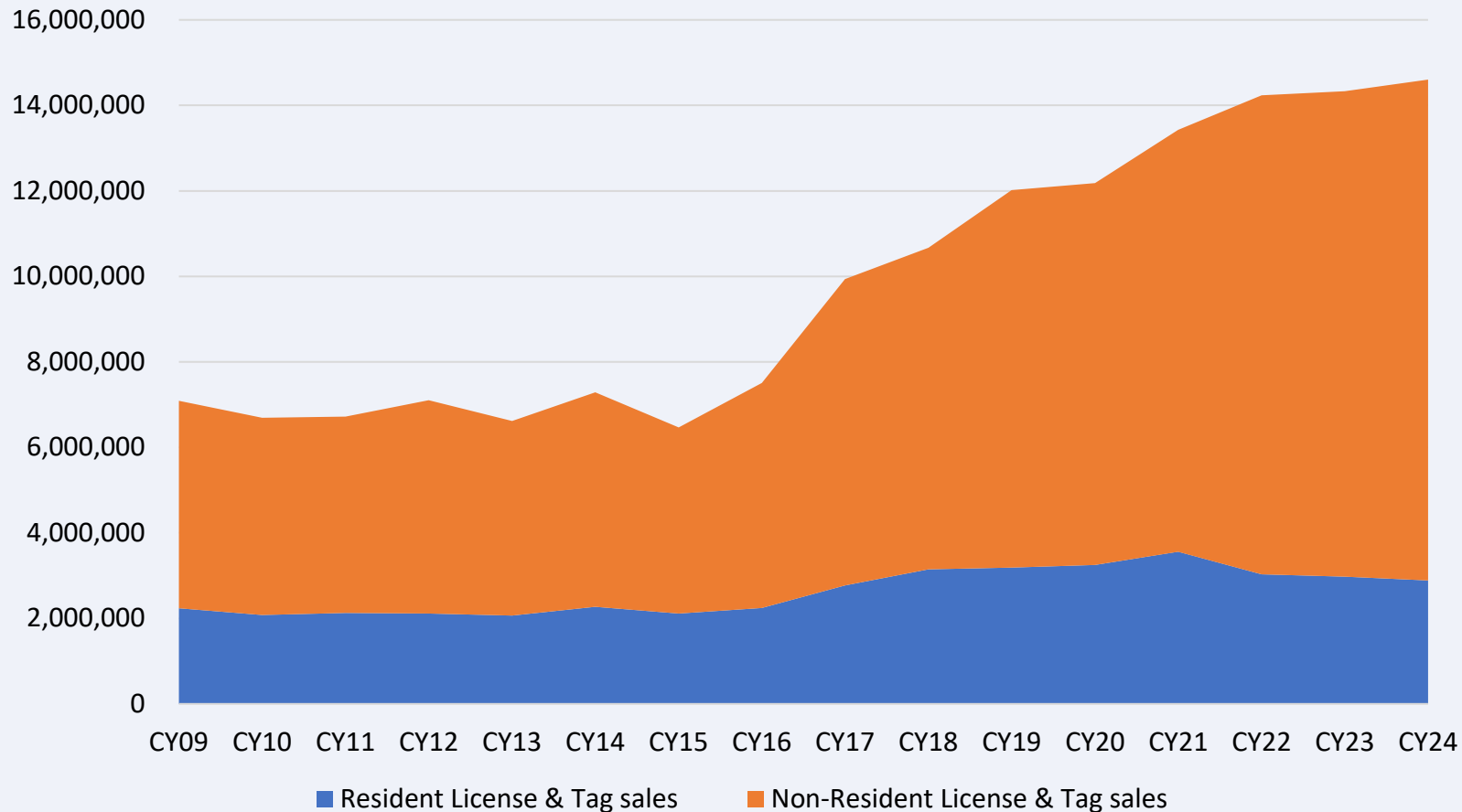
## By Federal Fiscal Year (FFY) & State Fiscal Year (SFY) (Whole \$)



# Hunting License and Tag Sales By Calendar Year (CY) (Whole \$)



Hunting License and Tag Revenue



**Resident: CY2024 ~107,000  
Hunting, Trapping, Combination Licenses  
(\$2.6M)**

**Nonresident: CY2024 ~19,600  
Hunting, Combination Licenses  
(\$2.8M)**

**Nonresident: CY2024 ~19,800  
Big Game Locking Tags  
(\$9M)**

# Fish & Game Fund





## Revenues, Expenditures & Fund Balance (Whole \$)



# Intensive Management Overview



## ADF&G manages Alaska's wildlife populations with the health of all wildlife, sustainable harvests, and conservation as our guiding principles

-  Harvesting wild game is important to many Alaskan families; participating in the hunt and sharing the bounty are long-standing traditions in the state
-  The Intensive Management Law (1994) requires the Alaska Board of Game to identify moose, caribou, and deer populations that are important food sources for Alaskans and to ensure that these populations remain large enough to allow for adequate and sustained harvest
-  If selected populations drop below what is determined to meet people's needs, the board directs the department to undertake intensive management of that population
-  Intensive management starts with investigating the causes of low moose, caribou, or deer numbers, then taking steps to increase numbers, including restricting hunting seasons/bag limits, improving habitat, and predation control

# Understanding Predator Control



## ADF&G is committed to maintaining healthy populations of all our resources







- 🐾 Wolves and bears are very effective and efficient predators on caribou, moose, deer, and other wildlife
- 🐾 Predation can hold prey populations at levels below what could be supported by their existing habitat
- 🐾 Predation is an important part of the ecosystem, and all ADF&G management programs, including control programs, are designed to sustain predator populations into the future







# Intensive Management Control Areas

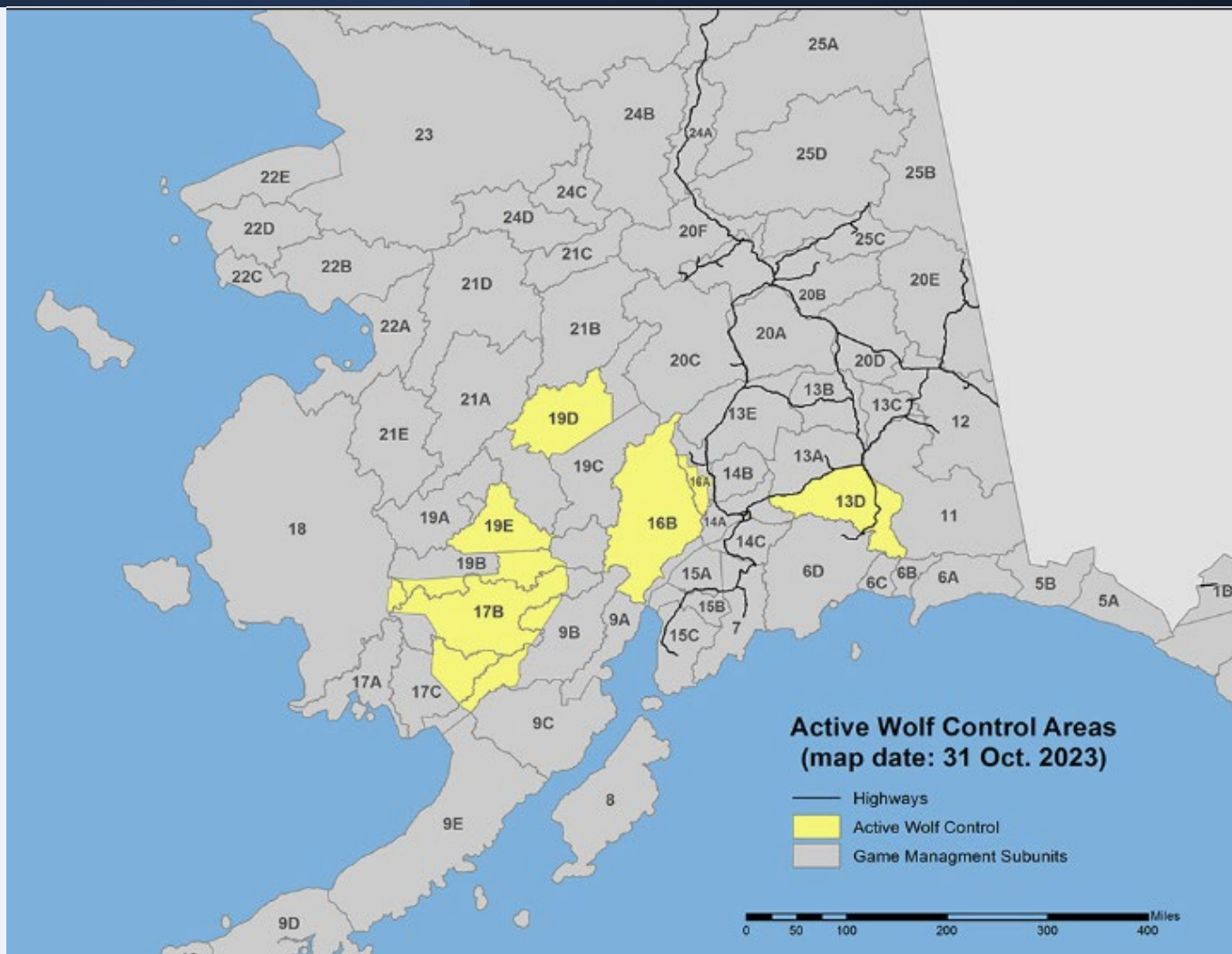
## Recently Reauthorized:

-  Northern Alaska Peninsula Caribou Herd
-  Southern Alaska Peninsula Caribou Herd
-  Game Management Unit 16 (west of Mat-Su)
-  Moose
-  Nelchina Caribou Herd
-  Mulchatna Caribou Herd

## Intensive Management Evaluations:

-  Statewide
-  Fortymile caribou herd

Active	Inactive	Expired	Other Programs
<ul style="list-style-type: none"><li>Units 9B, 17B, 17C, 18, 19A, 19B (Mulchatna caribou)</li><li>Unit 13</li><li>Unit 16</li><li>Units 19A, 19E</li><li>Unit 19D</li></ul>	<ul style="list-style-type: none"><li>Units 9C, 9E (Northern Alaska Peninsula)</li><li>Unit 9D (Southern Alaska Peninsula)</li><li>Units 12, 20B, 20D, 20E, 25C (Upper Yukon/Tanana)</li><li>Unit 15C (Kenai)</li><li>Unit 21E</li></ul>	<ul style="list-style-type: none"><li>Unit 1A</li><li>Unit 3</li><li>Unit 15A (Kenai)</li><li>Unit 20A</li><li>Unit 20D</li><li>Unit 24B</li></ul>	<ul style="list-style-type: none"><li>Unit 10 (Unimak)</li><li>Unit 26B (Muskox)</li></ul>





# Intensive Management Budget

(all \$ in thousands)



Expenditures (All Funds)	FY2021	FY2022	FY2023	FY2024
Total Fish & Game Fund	\$617.7	\$739.6	\$1,283.8	\$1,185.9
Total Unrestricted General Fund	\$20.5	\$5.7	\$6.6	-
Total Federal Funds (75%)	\$3,064.4	\$2,582.0	\$3,960.1	\$3,008.0
<b>Grand Total</b>	<b>\$3,702.6</b>	<b>\$3,327.3</b>	<b>\$5,250.5</b>	<b>\$4,193.9</b>

Revenue & Account Balance	FY2021	FY2022	FY2023	FY2024
Revenue	\$1,116.3	\$1,135.8	\$1,094.1	\$1,110.3
Yearly Balance	\$498.6	\$396.2	\$(189.6)	\$(75.6)
<b>Running Balance</b>	<b>\$785.5</b>	<b>\$1,181.7</b>	<b>\$992.1</b>	<b>\$916.5</b>

-  Intensive management surcharge for residents is \$10 (Whole \$)
-  Intensive management surcharge for non-residents is \$30 (Whole \$)

# FY2026 Governor's Operating Budget

## Change Highlights (all \$ in thousands)



### Wildlife Conservation

Add State Vehicle and Aircraft Maintenance Project for Divisional Maintenance

\$ 217.0 Other 1024 Fish/Game

SB189 Guide Concession Permit Program Fiscal Note

\$ 112.3 UGF 1004 Gen Fund



# Questions?



## THANK YOU!

[Home Page, Alaska Department of Fish and Game](http://adfg.alaska.gov) ([adfg.alaska.gov](http://adfg.alaska.gov))

# Contact Information



Ryan Scott, Director, Division of Wildlife Conservation  
907-465-4191, [ryan.scott@alaska.gov](mailto:ryan.scott@alaska.gov)

Daniel Reiersen, Admin. Ops. Manager, Division of Wildlife Conservation  
907-465-4754, [daniel.reiersen@alaska.gov](mailto:daniel.reiersen@alaska.gov)

Bonnie Jensen, Administrative Services Director  
907-465-3497, [bonnie.jensen@alaska.gov](mailto:bonnie.jensen@alaska.gov)

