

A large sculpture of a whale breaching the water, splashing, with a town and mountains in the background. The whale is the central focus, captured in a dynamic pose as it leaps from the water, with its tail fluke raised and water spraying around it. The background features a lush green town built on a hillside, a forested mountain, and a snow-capped peak under a clear blue sky.

# Senate Bill 217 Employer Contributions

## Senate Finance Committee

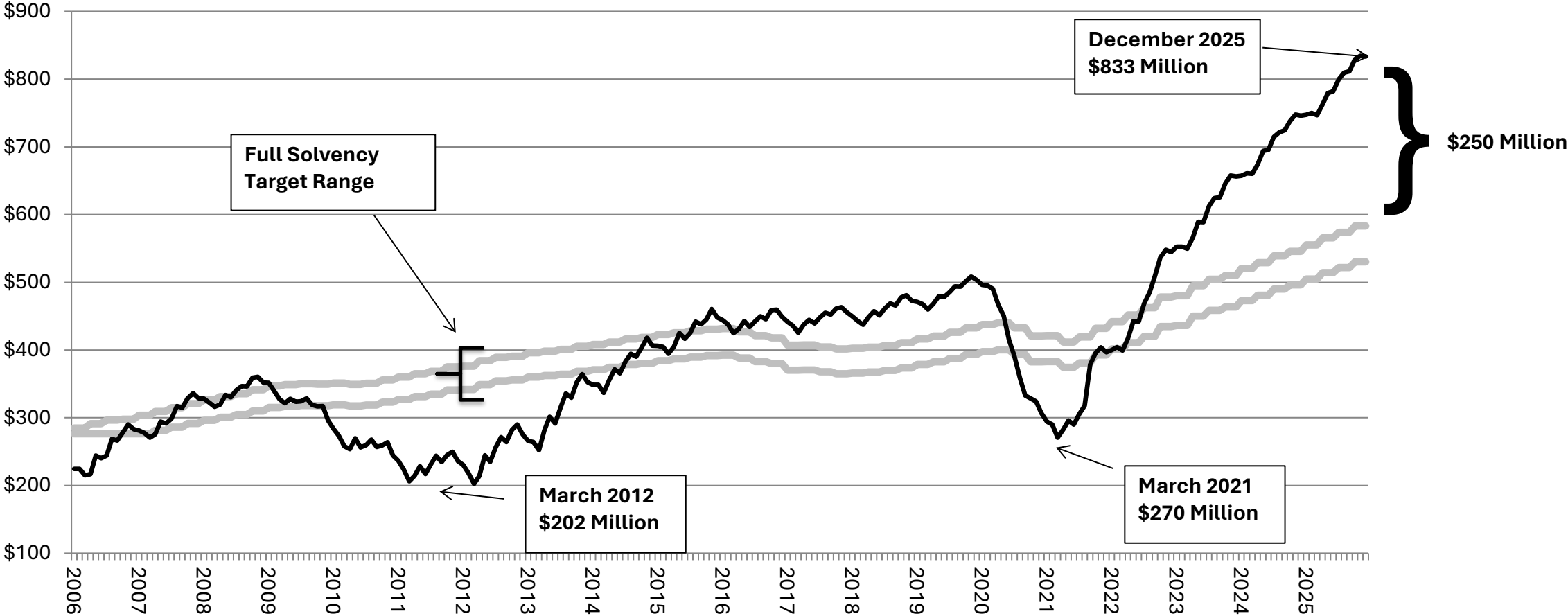
April 29, 2026

Presenters: Paloma Harbour, Division Director,  
and Lennon Weller, Economist

# Unemployment Insurance Trust Fund (UITF) Balance

(Millions)

January 2006 - December 2025



Alaska Department of Labor and Workforce Development, Research and Analysis Section, March 4, 2026



# Employer Unemployment Tax Rate Classes

Rate Class	CY2019 Rates	CY2020 Rates	CY2021 Rates	CY2022 Rates	CY2023 Rates	CY2024 Rates	CY2025 Rates	CY2026 Rates
1	1.00%	1.00%	1.00%	1.00%	1.00%	1.00%	1.00%	1.00%
2	1.00%	1.00%	1.00%	1.00%	1.00%	1.00%	1.00%	1.00%
3	1.00%	1.00%	1.00%	1.00%	1.00%	1.00%	1.00%	1.00%
4	1.00%	1.00%	1.00%	1.00%	1.00%	1.00%	1.00%	1.00%
5	1.00%	1.00%	1.00%	1.00%	1.00%	1.00%	1.00%	1.00%
6	1.00%	1.00%	1.02%	1.00%	1.00%	1.00%	1.00%	1.00%
7	1.00%	1.00%	1.08%	1.08%	1.00%	1.00%	1.00%	1.00%
8	1.00%	1.00%	1.19%	1.23%	1.00%	1.00%	1.00%	1.00%
9	1.00%	1.00%	1.30%	1.38%	1.00%	1.00%	1.00%	1.00%
10	1.00%	1.00%	1.41%	1.53%	1.04%	1.00%	1.00%	1.00%
11	1.00%	1.00%	1.41%	1.53%	1.04%	1.00%	1.00%	1.00%
12	1.00%	1.00%	1.52%	1.69%	1.17%	1.00%	1.00%	1.00%
13	1.00%	1.00%	1.63%	1.84%	1.31%	1.00%	1.00%	1.00%
14	1.00%	1.00%	1.74%	1.99%	1.45%	1.00%	1.00%	1.00%
15	1.01%	1.00%	1.80%	2.06%	1.52%	1.00%	1.00%	1.00%
16	1.07%	1.00%	1.85%	2.14%	1.59%	1.00%	1.00%	1.00%
17	1.12%	1.00%	1.91%	2.22%	1.66%	1.02%	1.00%	1.00%
18	1.17%	1.00%	1.96%	2.29%	1.73%	1.06%	1.00%	1.00%
19	1.22%	1.05%	2.02%	2.37%	1.79%	1.11%	1.00%	1.00%
20	1.28%	1.09%	2.07%	2.44%	1.86%	1.16%	1.00%	1.00%
21	5.40%	5.40%	5.40%	5.40%	5.40%	5.40%	5.40%	5.40%



# Statewide Outlook for Jobs in 2026, by Industry

					JOBS FORECAST		
	Monthly avg, 2024 <sup>1</sup>	Monthly avg, 2025 <sup>1</sup>	Change, 2024-25	Percent change	Monthly avg, 2026	Change, 2025-26	Percent change
<b>Total Nonfarm Employment<sup>2</sup></b>	<b>333,900</b>	<b>337,800</b>	<b>3,900</b>	<b>1.2%</b>	<b>340,800</b>	<b>3,000</b>	<b>0.9%</b>
Total Private	254,300	258,300	4,000	1.6%	261,700	3,400	1.3%
Mining and Logging	12,500	13,400	900	7.2%	14,400	1,000	7.5%
Oil and Gas	8,300	9,000	700	8.4%	10,000	1,000	11.1%
Construction	18,500	19,500	1,000	5.4%	20,200	700	3.6%
Manufacturing	11,900	11,900	0	0%	11,800	-100	-0.8%
Trade, Transportation, and Utilities	66,400	67,000	600	0.9%	67,500	500	0.7%
Wholesale Trade	6,500	6,500	0	0%	6,500	0	0%
Retail Trade	34,900	34,700	-200	-0.6%	34,600	-100	-0.3%
Transportation, Warehousing, and Utilities	25,000	25,800	800	3.2%	26,400	600	2.3%
Information	4,400	4,300	-100	-2.3%	4,300	0	0%
Financial Activities	10,800	10,800	0	0%	10,800	0	0%
Professional and Business Services	28,800	29,000	200	0.7%	29,200	200	0.7%
Educational (private) and Health Services	53,000	54,600	1,600	3.0%	55,700	1,100	2.0%
Health Care	41,700	43,200	1,500	3.6%	44,300	1,100	2.5%
Leisure and Hospitality	35,900	35,800	-100	-0.3%	35,700	-100	-0.3%
Other Services	12,100	12,000	-100	-0.8%	12,100	100	0.8%
Total Government	79,700	79,500	-200	-0.3%	79,100	-400	-0.5%
Federal, except military	15,500	15,200	-300	-1.9%	14,800	-400	-2.6%
State, incl. University of Alaska	23,900	24,200	300	1.3%	24,300	100	0.4%
Local and tribal, incl. public schools	40,300	40,100	-200	-0.5%	40,000	-100	-0.2%

<sup>1</sup>Preliminary and adjusted estimates. <sup>2</sup>Excludes the self-employed, uniformed military, most commercial fishermen, domestic workers, and unpaid family workers.

Source: Alaska Department of Labor and Workforce Development, Research and Analysis Section

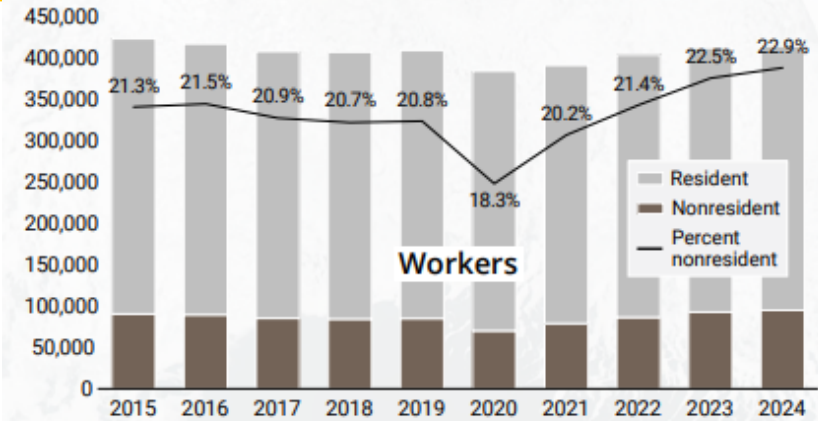


# Nonresidents Working in Alaska

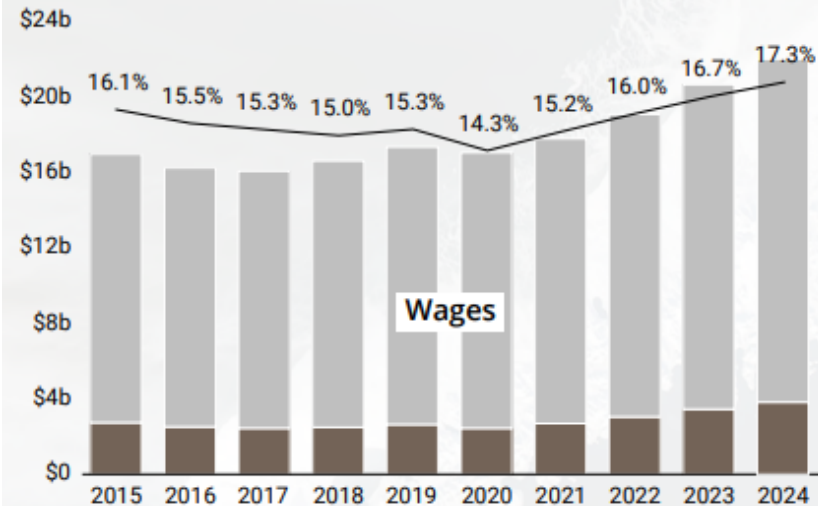
## Where nonresidents worked



## Workers and nonresidency, total



## Wages and nonresidency, total



# State Training and Employment Program (STEP)


AS 23.15.620-AS 23.15.860

- STEP is a program to provide grants to eligible entities that provide training and employment assistance services to enhance the quality of in-state training and employment assistance and make it more easily available to employers, employees, and future employees
- In FY2026, the Alaska Workforce Investment Board (AWIB) received a total of \$11.2 million in applications for the \$7 million authorized for STEP grants
- The Alaska Job Center Network is expected to exhaust its funding for training grants to individuals by March, with a quarter still to go in the fiscal year

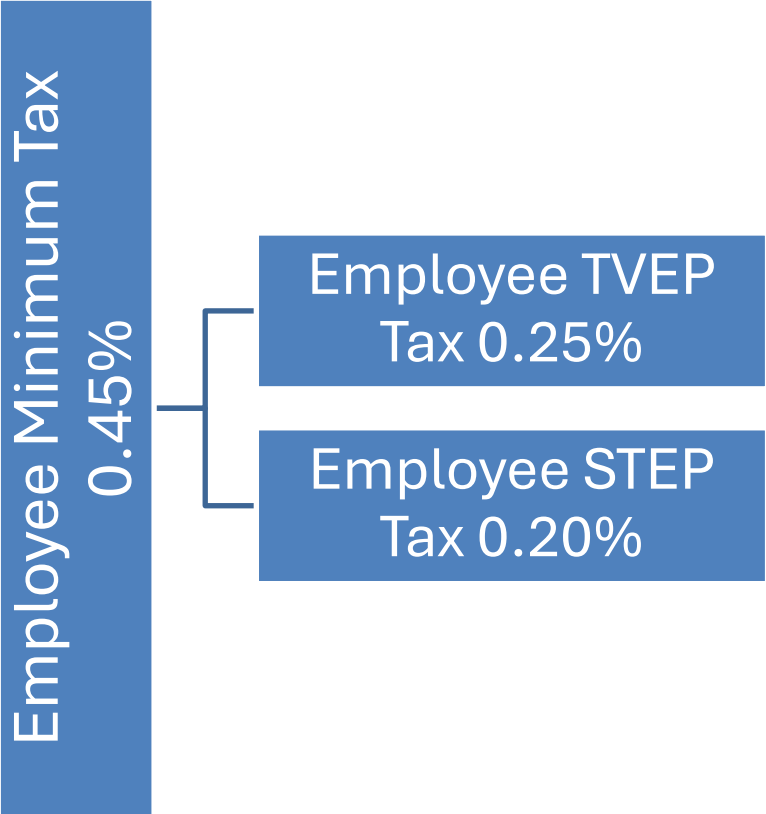


# Employee Taxes

## Current Statute



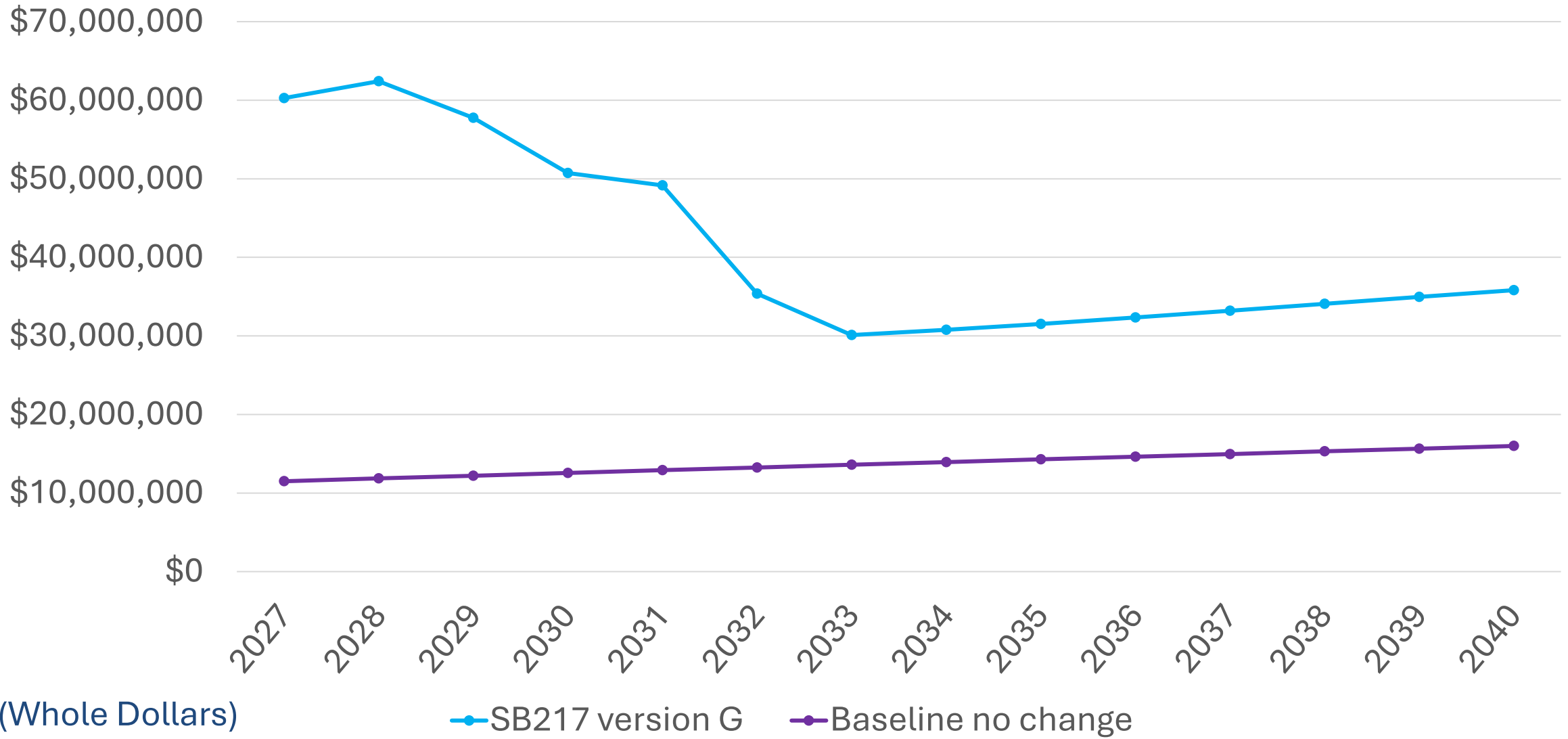
## SB217 version G



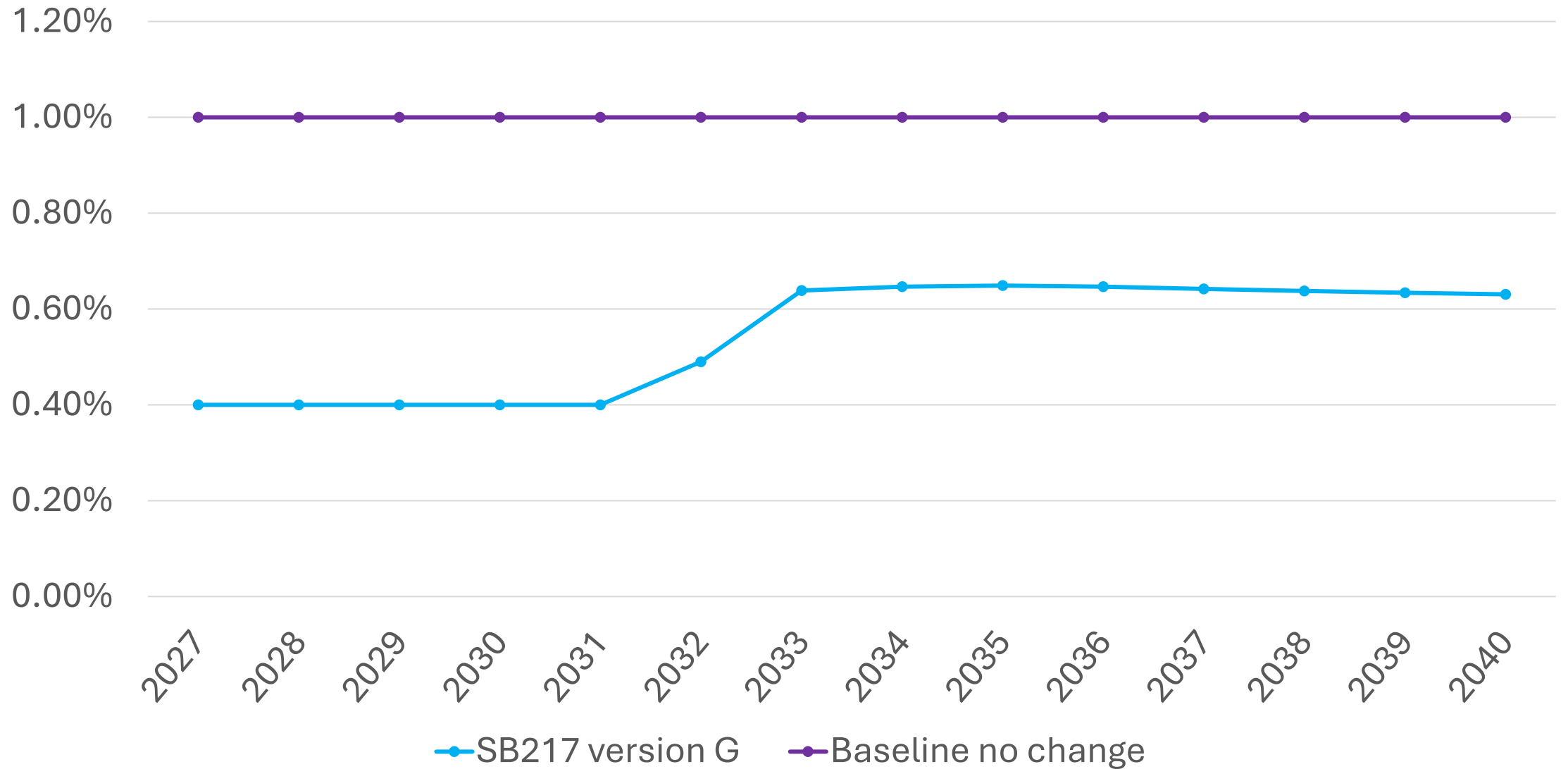
SB = Senate Bill  
TVEP = Technical and Vocational Education Program  
STEP = State Training and Employment Program  
UI = Unemployment Insurance



# State Training and Employment Program (STEP) Projections



# Average Employer Total (UI & STEP) Tax Rate Projections



# Employer Total (UI & STEP) Tax Rate Projections All Rate Classes

SB217 version G

	Tax Class	Tax Class	Tax Class	Tax Class	Tax Class	Tax Class	Tax Class	Tax Class	Tax Class	Tax Class	Tax Class	Tax Class	Tax Class	Tax Class	Tax Class	Tax Class	Tax Class	Tax Class	Tax Class	Tax Class	Tax Class
	1	2	3	4	5	6	7	8	9	10	11	12	13	14	15	16	17	18	19	20	21
2027	0.40%	0.40%	0.40%	0.40%	0.40%	0.40%	0.40%	0.40%	0.40%	0.40%	0.40%	0.40%	0.40%	0.40%	0.40%	0.40%	0.40%	0.40%	0.40%	0.40%	5.40%
2028	0.40%	0.40%	0.40%	0.40%	0.40%	0.40%	0.40%	0.40%	0.40%	0.40%	0.40%	0.40%	0.40%	0.40%	0.40%	0.40%	0.40%	0.40%	0.40%	0.40%	5.40%
2029	0.40%	0.40%	0.40%	0.40%	0.40%	0.40%	0.40%	0.40%	0.40%	0.40%	0.40%	0.40%	0.40%	0.40%	0.40%	0.40%	0.40%	0.40%	0.40%	0.40%	5.40%
2030	0.40%	0.40%	0.40%	0.40%	0.40%	0.40%	0.40%	0.40%	0.40%	0.40%	0.40%	0.40%	0.40%	0.40%	0.40%	0.40%	0.41%	0.44%	0.47%	0.49%	5.40%
2031	0.40%	0.40%	0.40%	0.40%	0.40%	0.40%	0.40%	0.40%	0.40%	0.40%	0.40%	0.40%	0.40%	0.40%	0.43%	0.46%	0.49%	0.52%	0.55%	0.58%	5.40%
2032	0.40%	0.40%	0.40%	0.40%	0.40%	0.40%	0.40%	0.40%	0.43%	0.49%	0.49%	0.55%	0.62%	0.68%	0.71%	0.74%	0.77%	0.80%	0.84%	0.87%	5.40%
2033	0.40%	0.40%	0.40%	0.40%	0.40%	0.42%	0.45%	0.51%	0.57%	0.64%	0.64%	0.70%	0.77%	0.83%	0.86%	0.89%	0.93%	0.96%	0.99%	1.02%	5.40%
2034	0.40%	0.40%	0.40%	0.40%	0.40%	0.42%	0.45%	0.52%	0.58%	0.65%	0.65%	0.71%	0.78%	0.84%	0.87%	0.91%	0.94%	0.97%	1.00%	1.03%	5.40%
2035	0.40%	0.40%	0.40%	0.40%	0.40%	0.42%	0.45%	0.52%	0.58%	0.65%	0.65%	0.71%	0.78%	0.84%	0.88%	0.91%	0.94%	0.97%	1.01%	1.04%	5.40%
2036	0.40%	0.40%	0.40%	0.40%	0.40%	0.42%	0.45%	0.52%	0.58%	0.65%	0.65%	0.71%	0.78%	0.84%	0.87%	0.91%	0.94%	0.97%	1.00%	1.03%	5.40%
2037	0.40%	0.40%	0.40%	0.40%	0.40%	0.42%	0.45%	0.51%	0.58%	0.64%	0.64%	0.71%	0.77%	0.83%	0.87%	0.90%	0.93%	0.96%	0.99%	1.03%	5.40%
2038	0.40%	0.40%	0.40%	0.40%	0.40%	0.41%	0.45%	0.51%	0.57%	0.64%	0.64%	0.70%	0.77%	0.83%	0.86%	0.89%	0.92%	0.96%	0.99%	1.02%	5.40%
2039	0.40%	0.40%	0.40%	0.40%	0.40%	0.41%	0.44%	0.51%	0.57%	0.63%	0.63%	0.70%	0.76%	0.82%	0.86%	0.89%	0.92%	0.95%	0.98%	1.01%	5.40%
2040	0.40%	0.40%	0.40%	0.40%	0.40%	0.41%	0.44%	0.50%	0.57%	0.63%	0.63%	0.69%	0.76%	0.82%	0.85%	0.88%	0.91%	0.95%	0.98%	1.01%	5.40%



# PREPARING ALASKANS FOR THE JOBS OF TODAY — AND TOMORROW

## **Paloma Harbour, Director**

Division of Employment and Training Services

Email: [paloma.harbour@alaska.gov](mailto:paloma.harbour@alaska.gov)

Phone: (907) 465-5543

## **Lennon Weller**

UI Actuarial Economist

Email: [lennon.weller@alaska.gov](mailto:lennon.weller@alaska.gov)

Phone: (907) 465-4507

