

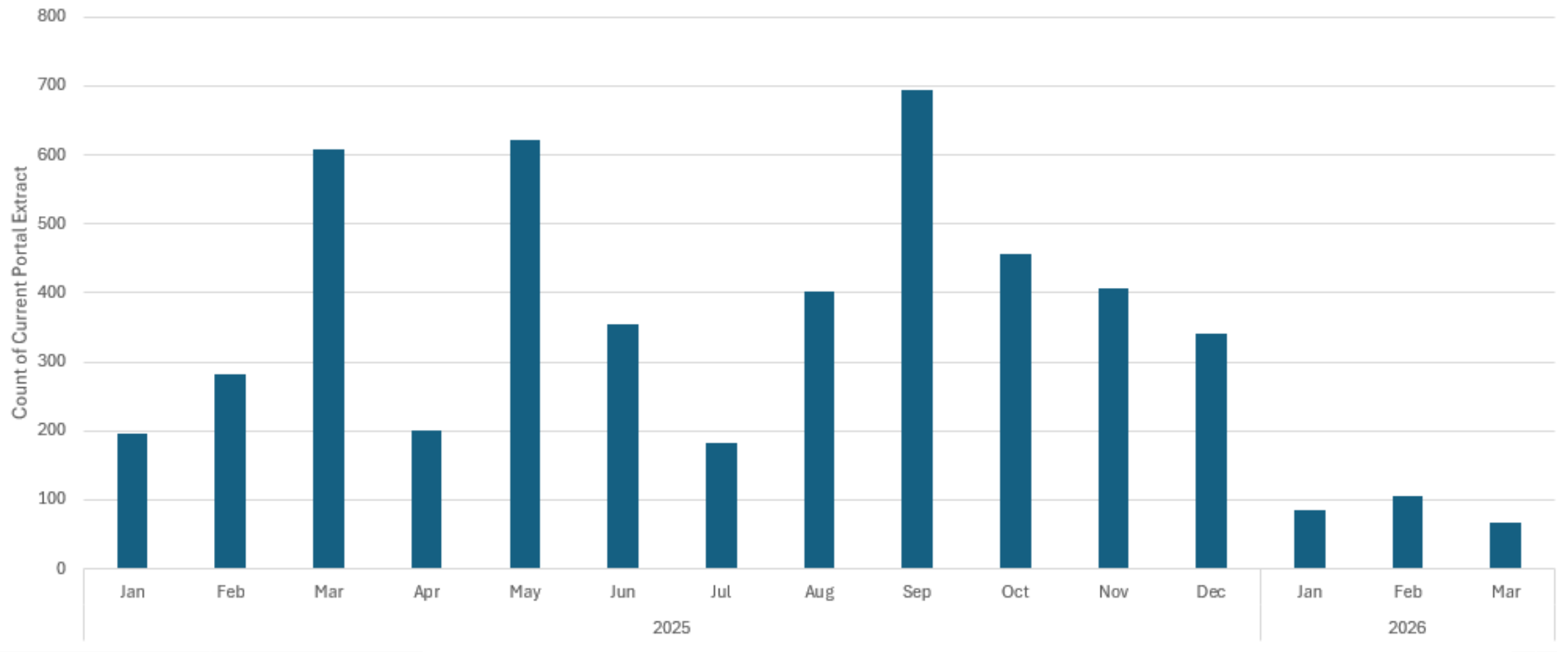
NOPP and Pay Inquiry Information

File created on: 4/2/2026

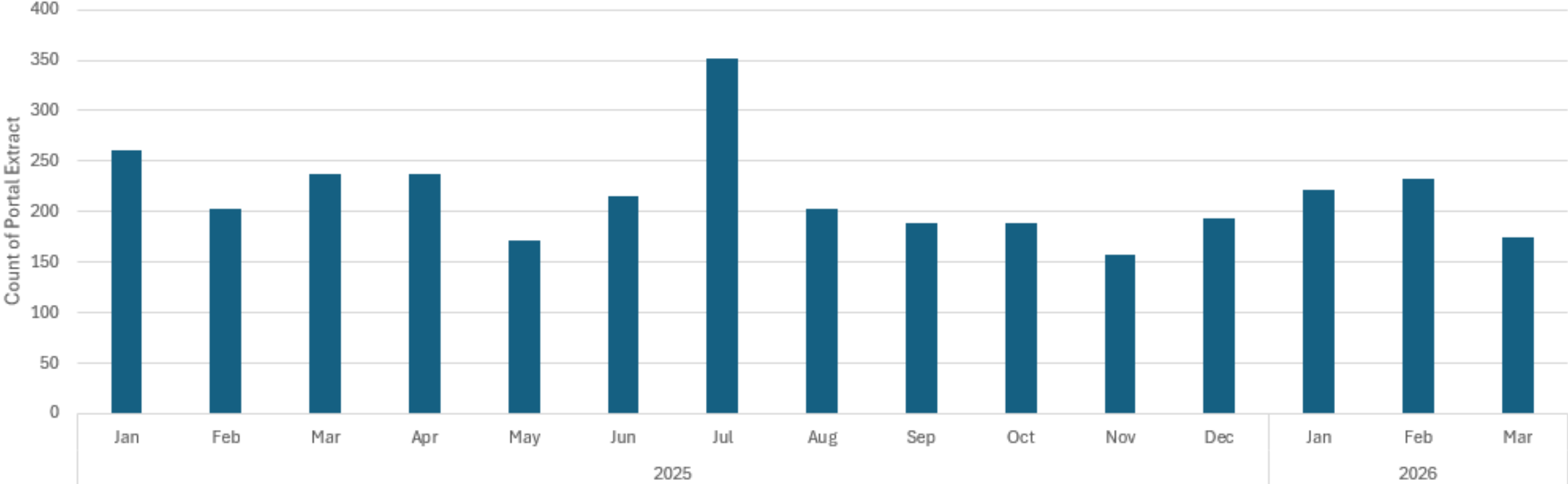
Pay Period Stats/Overview

Pay Per	Total SOA Timesheets	Timesheets Auto Approved	Timesheets processed by cutoff	Total Timesheets in supp runs	Total timesheets not processed (EE Not paid on time)	% Paid Successfully
CY24PP26	16,227	6,783	16,130	52	45	99.723%
CY25PP01	15,358	7,095	15,251	66	41	99.733%
CY25PP02	17,098	6,401	16,990	84	24	99.860%
CY25PP03	15,265	7,671	15,138	73	54	99.646%
CY25PP04	13,370	5,998	13,267	81	22	99.835%
CY25PP05	12,883	6,166	12,774	78	31	99.759%
CY25PP06	18,065	6,676	17,919	99	47	99.740%
CY25PP07	13,122	5,720	13,037	62	23	99.825%
CY25PP08	13,042	5,892	12,960	66	16	99.877%
CY25PP09	13,159	6,204	12,884	252	23	99.825%
CY25PP10	12,942	6,136	12,844	71	27	99.791%
CY25PP11	12,854	6,076	12,763	60	31	99.759%
CY25PP12	12,924	6,246	12,809	82	33	99.745%
CY25PP13	13,273	6,120	13,142	100	31	99.766%
CY25PP14	13,694	6,236	13,611	59	24	99.825%
CY25PP15	13,082	5,364	13,014	44	24	99.817%
CY25PP16	13,092	5,527	13,041	32	19	99.855%
CY25PP17	13,044	6,401	13,012	15	17	99.870%
CY25PP18	15,387	6,911	15,362	9	16	99.896%
CY25PP19	14,874	6,522	14,853	9	12	99.919%
CY25PP20	16,236	5,246	16,213	19	4	99.975%
CY25PP21	15,162	7,738	15,144	10	8	99.947%
CY25PP22	17,055	7,592	17,019	17	19	99.889%
CY25PP23	16,118	7,986	15,936	167	15	99.907%
CY25PP24	15,533	8,056	15,508	21	4	99.974%
CY25PP25	16,275	7,309	16,242	25	8	99.951%
CY25PP26	16,031	7,455	16,003	18	10	99.938%
CY25PP27	15,217	7,336	15,171	28	18	99.882%
CY26PP01	15,243	7,700	15,155	53	35	99.770%
CY26PP02	15,334	7,700	15,311	21	2	99.987%
CY26PP03	16,141	7,713	16,005	117	19	99.882%
CY26PP04	15,081	8,193	15,057	19	5	99.967%
CY26PP05	17,394	7,982	17,232	141	21	99.879%

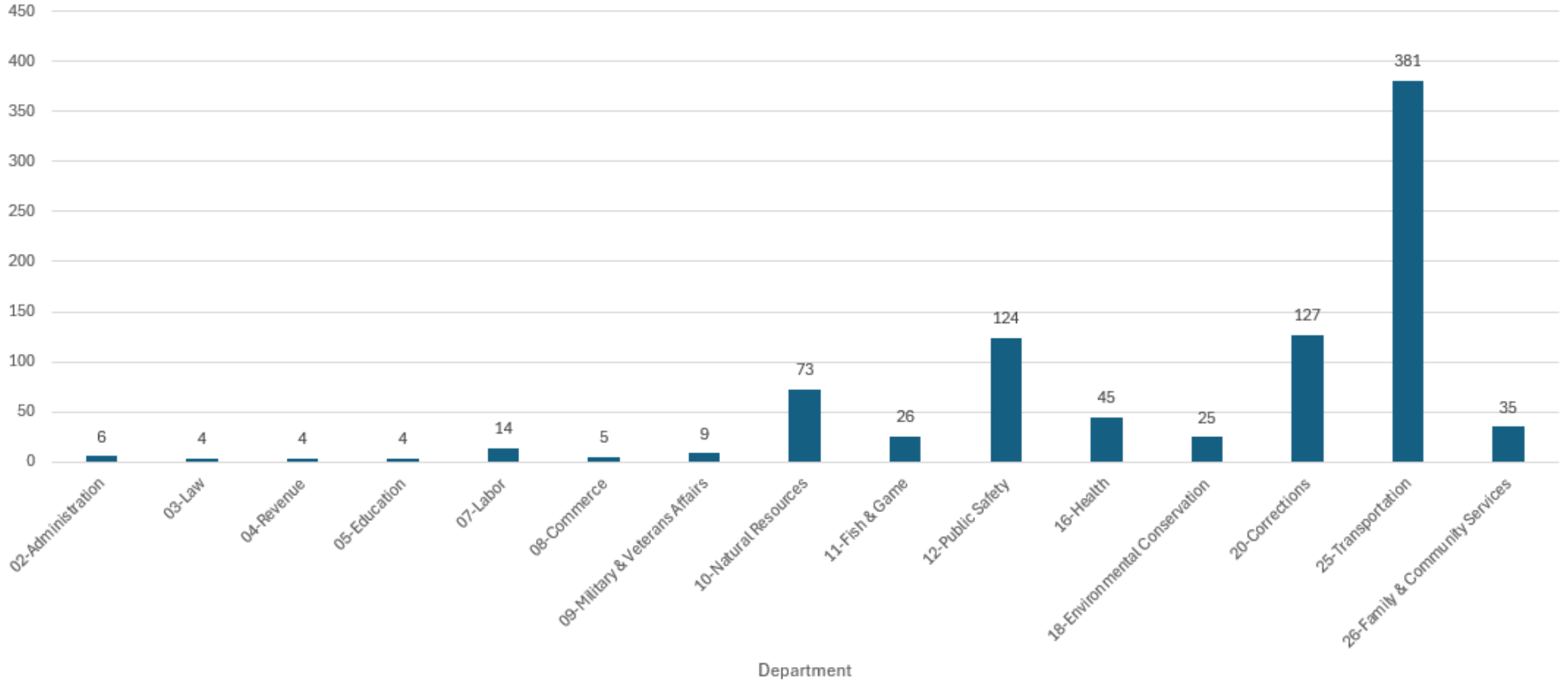
Tickets Resolved Per Month



Tickets Received Per Month



Outstanding Tickets



Responsibility Center	Completed Ticket Counts	Responsibility Center	Percentage of Completed Tickets
02-Administration	88	02-Administration	1.26%
03-Law	23	03-Law	0.33%
04-Revenue	30	04-Revenue	0.43%
05-Education	12	05-Education	0.17%
07-Labor	76	07-Labor	1.09%
08-Commerce	22	08-Commerce	0.32%
09-Military & Veterans Affairs	73	09-Military & Veterans Affairs	1.05%
10-Natural Resources	141	10-Natural Resources	2.02%
11-Fish & Game	87	11-Fish & Game	1.25%
12-Public Safety	376	12-Public Safety	5.39%
16-Health	230	16-Health	3.30%
18-Environmental Conservation	60	18-Environmental Conservation	0.86%
20-Corrections	418	20-Corrections	6.00%
25-Transportation	965	25-Transportation	13.84%
26-Family & Community Services	235	26-Family & Community Services	3.37%
DOF-Payroll	2,720	DOF-Payroll	39.02%
Null	1,415	Null	20.30%
Grand Total	6,971	Grand Total	100%

Category	Status	Count of Ticket Number
[-] NOPP	Assigned	51
NOPP	Completed	2,503
NOPP	In Progress	17
NOPP	Pending	17
NOPP	Received	399
[-] Payment Inquiry	Assigned	38
Payment Inquiry	Completed	4,468
Payment Inquiry	In Progress	17
Payment Inquiry	Pending	11
Payment Inquiry	Received	332
Grand Total		7,853