

House Bill No. 246 Low Incidence Disabilities Outreach Program

Olivia Yancey

SESA Executive Director

oyancey@sesa.org

Jeanne Gerhardt-Cyrus

SESA Board Chair

fasdkvc@gmail.com

Richard Saville

SESA Board Member

richard.saville@alaska.gov

Genevieve Hollins

Contracted Business Manager

Genevieve.Hollins@akebs.com



**THE KEY TO SUCCESS FOR ALASKAN
EDUCATORS SERVING STUDENTS
WITH LOW INCIDENCE DISABILITIES**

www.sesa.org



About Us

SESA is an educational service agency comprised of a low incidence disability service inclusive of a statewide lending library. Low incidence disabilities (LID) include **autism, deaf and hard of hearing (DHH), deafblind, vision impairment, emotional disabilities** and **multiple disabilities**. LID is 1% of school age population.

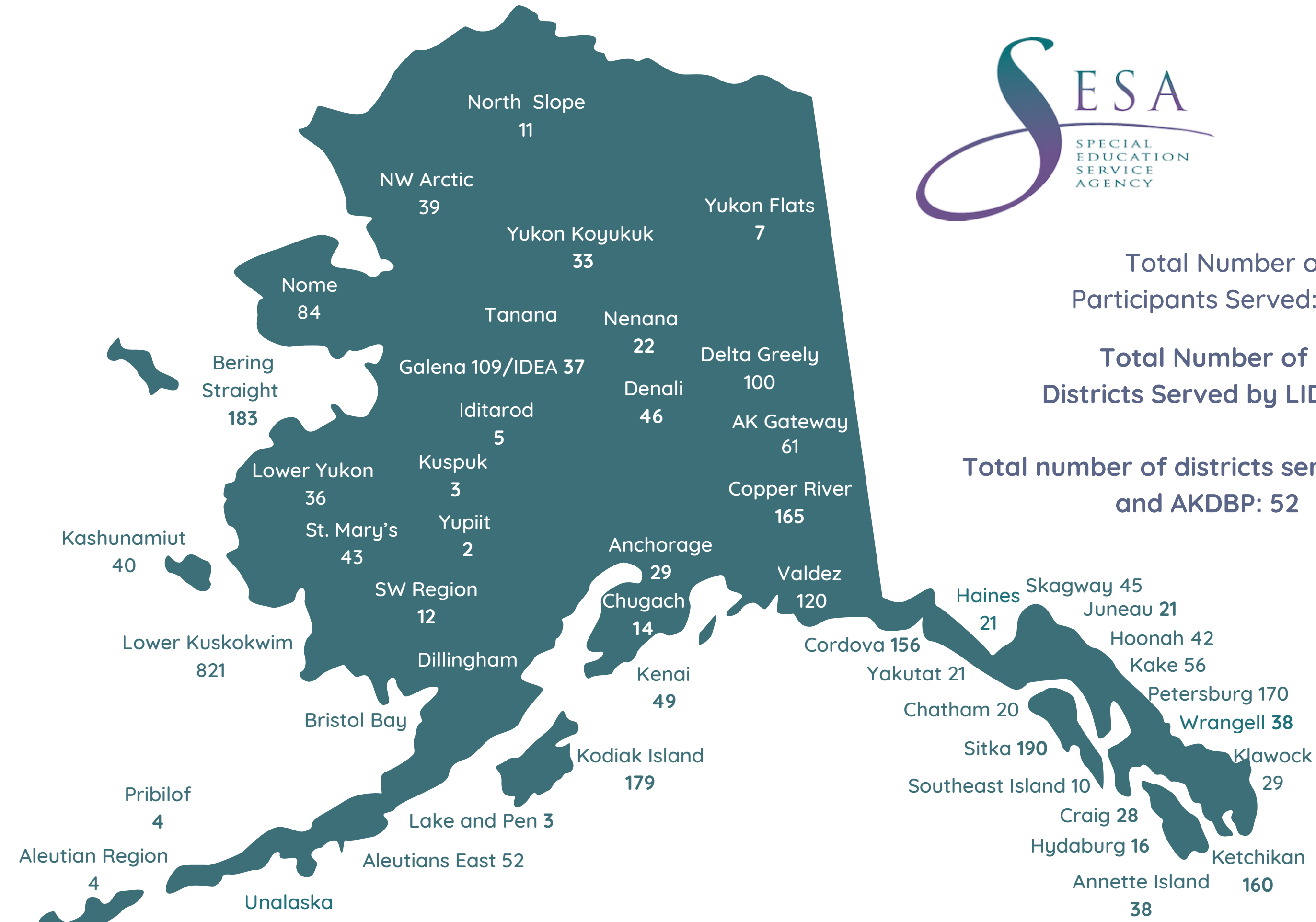
In addition, SESA operates three grants:

Alaska Autism Resource Center (AARC)

Alaska Deafblind Project

Alaska Center for Accessible Materials (AKCAM)

LID Participants Across Districts FY26*



Total Number of Participants Served: 3374

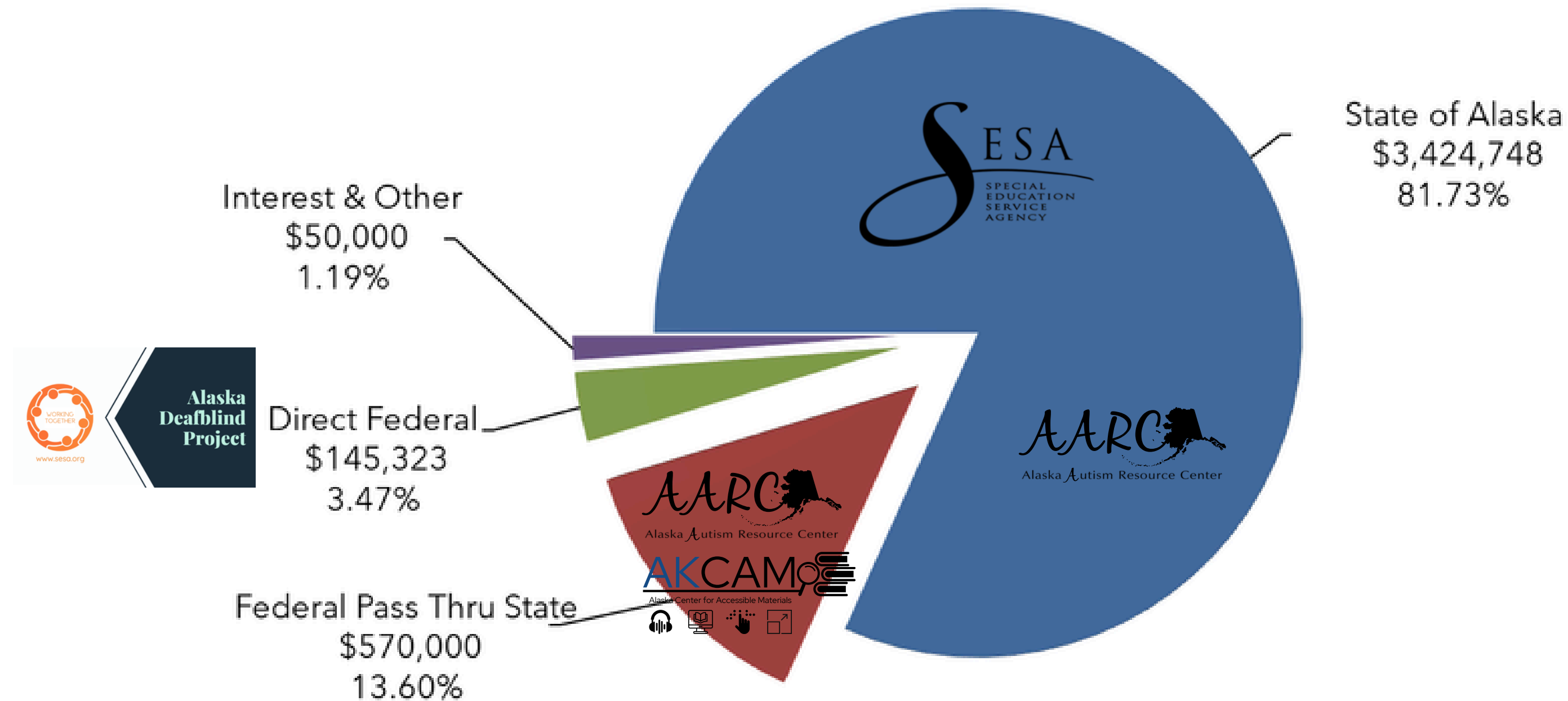
Total Number of Districts Served by LID: 49

Total number of districts served by LID and AKDBP: 52

*Data from activities dated 7/1/2025 to 4/6/2026

Funding for SESA

Revenues by Source FY 2026 Budget

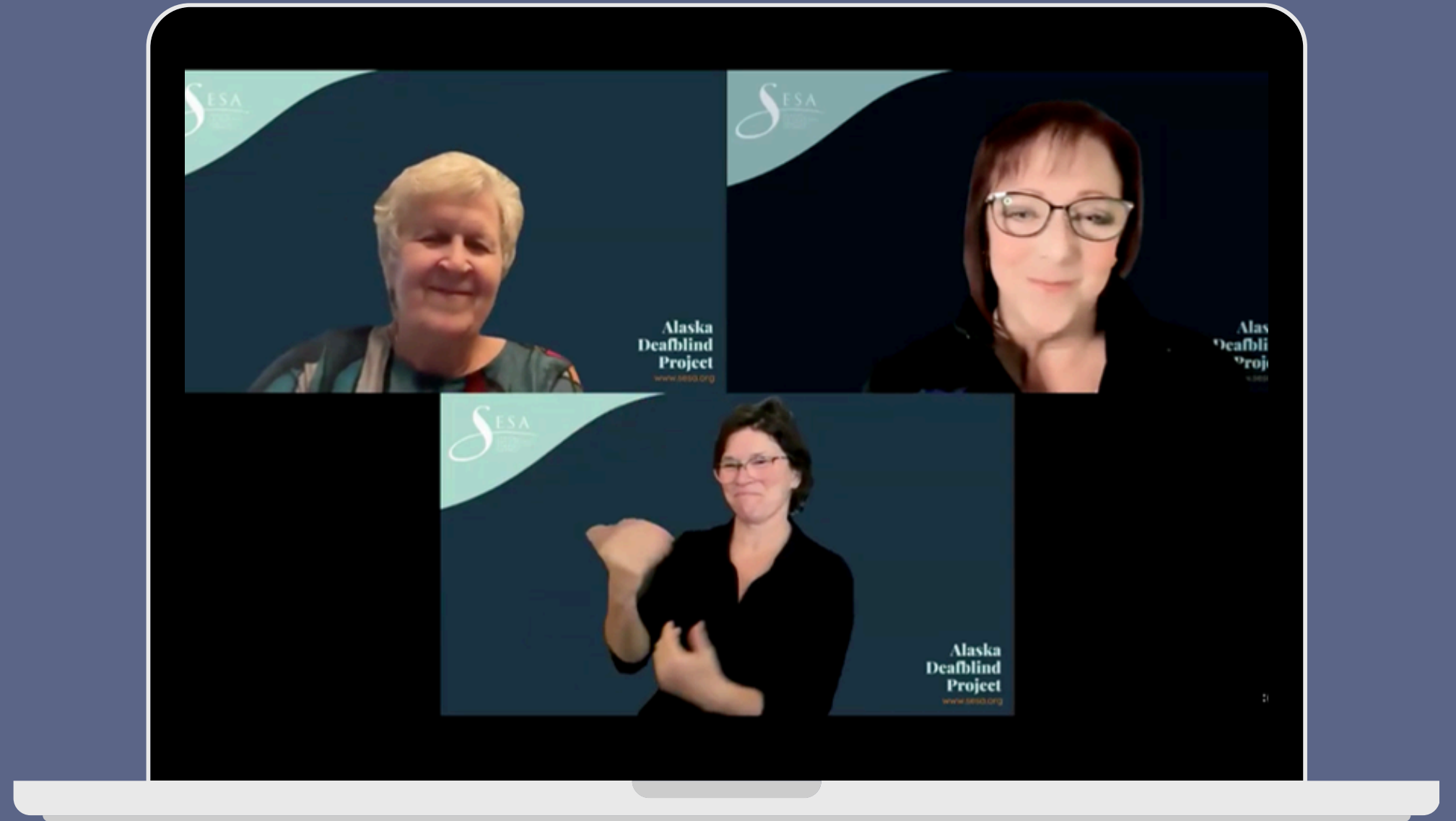


SESA Consultations



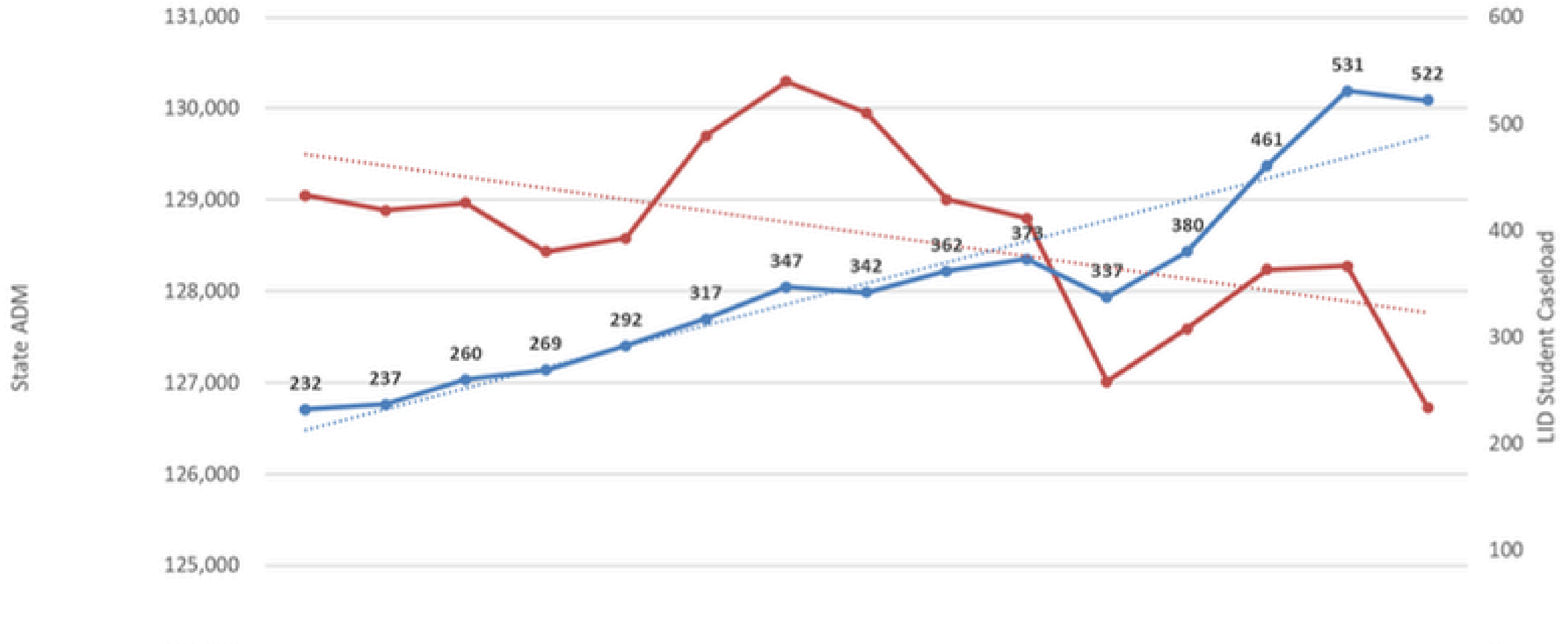
For SESA Education Specialists all of Alaska is their classroom. After each on-site visit an anonymous satisfaction survey is sent to each recipient of the SESA report. Across 3 school years, an **average 95.2% of Alaskans (672) shared that they gained knowledge about the disability and how to implement a strategy.**

SESA Training



As SESA specialists travel to every corner of Alaska they not only have the opportunity to share their knowledge with students, but with educators as well. SESA has a list of trainings on a wide range of topics that are available **free** to the Alaska school districts and can be offered by distance or in-person.

State Average Daily Membership (ADM) vs. Low Incidence Disabilities (LID) Student Caseload
15 Year History



	2011	2012	2013	2014	2015	2016	2017	2018	2019	2020	2021	2022	2023	2024	2025
State ADM	129,04	128,88	128,96	128,43	128,58	129,70	130,29	129,95	129,00	128,79	127,01	127,58	128,23	128,27	126,73
LID Student Caseload	232	237	260	269	292	317	347	342	362	373	337	380	461	531	522

● State ADM
 ● LID Student Caseload
 ⋯ Linear (State ADM)
 ⋯ Linear (LID Student Caseload)

With a SESA Waitlist

Alaska Rural and Rural Remote School Districts will have:

1. lack of access of a highly qualified professional for students with low incidence disabilities on waitlist to set up a free appropriate public education (FAPE) and
2. potential increased costs to school districts with mediations, due process hearings between family and school district if unable to have access to highly qualified professionals to support FAPE as per Individuals with Disabilities Education Act (IDEA)

Consider:

If school districts had to hire 1 LID education specialist for each school SESA has served that has 1 student with a low incidence disability, the cost would significantly rise for Alaska.

(FY25 schools served) x (2024-2025 AASB Lowest Avg Teacher Salary w/o Benefits pg. 9)

$$168 \times \$51,654 = \$8,677,872$$

SPECIAL EDUCATION SERVICE AGENCY

Revenue Budget

FY 2026 Budget

	<u>FY2025 Actual</u>	<u>FY2026 Budget Revision #2</u>	<u>Change</u>
FUND 100: Low Incidence Disabilities (LID)/General Fund			
State of Alaska ¹	\$ 2,967,004	\$ 2,931,304	\$ (35,700)
PERS On-Behalf	10,509	14,407	3,898
TRS On-Behalf	196,805	286,036	89,232
E-Rate	4,320	-	(4,320)
Interest & Other	110,169	50,000	(60,169)
Use Fund Balance (Add to Fund Balance)	(430,768)	612,421	1,043,189
FUND TOTAL	\$ 2,858,039	\$ 3,894,168	\$ 1,036,129

SESA Funding AS 14.30.650

Prior Fiscal Year Statewide Avg
Daily Membership (ADM) x \$23.13

Special Education Service Agency

• the key to success for alaskan educators •

Low Incidence Disabilities/General Fund FY 2026 Budget Summary

	<u>FY2025 Budget</u>	<u>FY2026 Budget Revision #1</u>	<u>Change</u>
Fund 100: LID/General Fund			
Function: Sped Support Services	\$ 2,159,489	\$ 2,436,416	\$ 276,926
Support Services - Instruction	\$ 10,000	\$ 10,000	\$ -
Library	\$ 19,380	\$ 32,180	\$ 12,800
Inservice	\$ 8,100	\$ 5,713	\$ (2,387)
Agency Administration	\$ -	\$ 189,614	\$ 189,614
Board of Directors	\$ 36,670	\$ 42,741	\$ 6,071
Executive Director's Office	\$ 111,363	\$ 111,388	\$ 24
Agency Admin Support	\$ 527,447	\$ 572,366	\$ 44,919
Fiscal Services	\$ 158,300	\$ 174,846	\$ 16,546
Personnel Services	\$ 55,260	\$ 39,899	\$ (15,361)
Data Processing	\$ 90,950	\$ 125,520	\$ 34,570
Maintenance & Operations	\$ 149,319	\$ 153,486	\$ 4,167

<u>TOTAL</u>	<u>\$ 3,326,279</u>	<u>\$ 3,894,168</u>	<u>\$ 567,889</u>
---------------------	----------------------------	----------------------------	--------------------------

# Children	512	512	0.00
# Trainings	120	120	0.00
# Specialists	11.70	13.89	2.19
# Support Staff	6.44	5.54	(0.90)
# Administrators	0.60	1.60	1.00
Pupil/Specialist Ratio	40.03	36.86	(3.17)
Avg Per Pupil Expenditure	\$ 7,101.36	\$ 7,605.80	\$ 504.43
Adj Per Pupil Expenditure	\$ 6,614.58	\$ 7,018.99	\$ 404.41
Adj Per Pupil+Trngs Expen.	\$ 5,698.02	\$ 6,047.05	\$ 349.02

SESA Funding Formula Proposal



Current Funding for SESA FY27:
\$23.13 X Prior Year Statewide ADM
(124,981) = \$2,890,810



Proposed Funding for SESA FY27:
\$26.89 X Prior Year Statewide ADM
(124,981) = \$3,360,739



Potential increase of \$469,929



Thank you!



**THE KEY TO SUCCESS FOR ALASKAN
EDUCATORS SERVING STUDENTS
WITH LOW INCIDENCE DISABILITIES**

www.sesa.org