

# Teacher Vacancy Dashboard

School Year

2025-2026

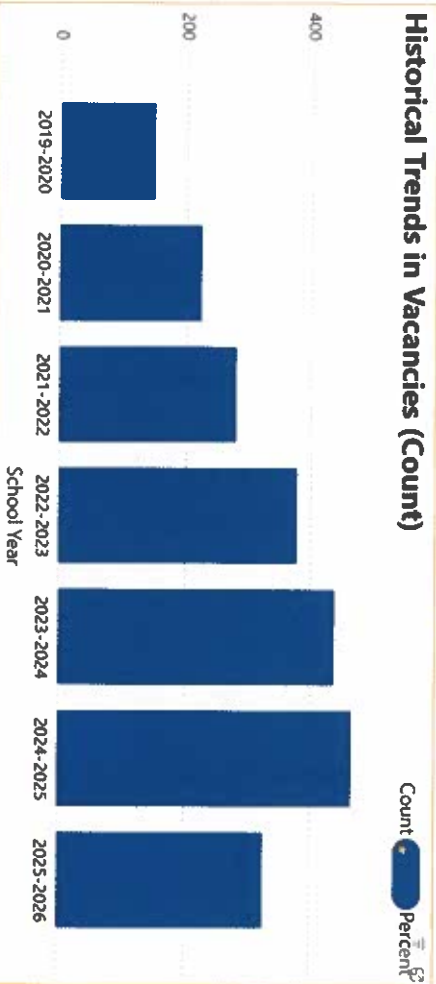
District Name: School Name

All

Reset

Information

## Historical Trends in Vacancies (Count)

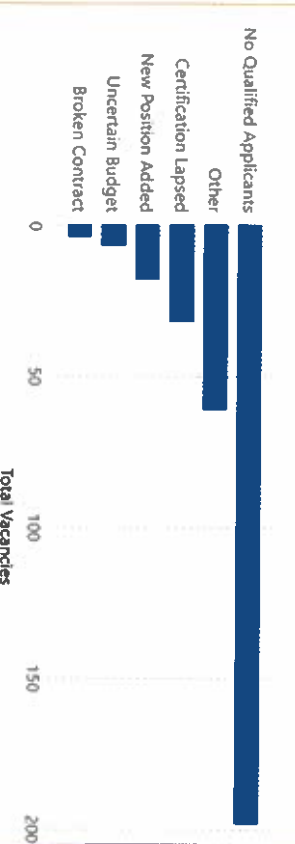


**Vacancies**  
324

**Filled Positions**  
6,765

**Vacancy Percent**  
4.6%

## Vacancy Reason



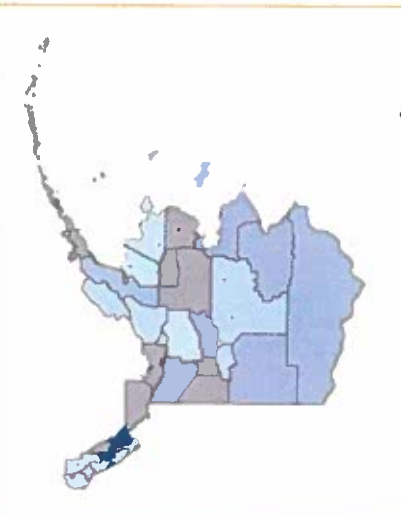
## Assignment Categories By Vacancy



## Assignments Per Vacancy

Assignment Description	% of Vacancies
Alternate Standards	67.0%
Consultative Special Education	17.0%
Early Childhood Special Education Teacher (Pre-Elementary) requires HQ if grade beyond PK	10.2%
Special Education - Alternate Standards: Math	3.4%
Special Education - Alternate Standards: Other	1.1%
Special Education - Alternate Standards: Language Arts	1.1%

## Vacancy Per District



Source: Alaska Department of Education & Early Development | Alaska Education Data Dashboards | <https://education.alaska.gov/data-dashboards>