

## Package Theft Statistics

Last Updated: **February 17, 2026**

**Highlights.** Package thefts totaled **104 million** in 2025, equivalent to *one out of every 215* package deliveries.

Collectively, Americans lost about **\$15 billion** to package theft

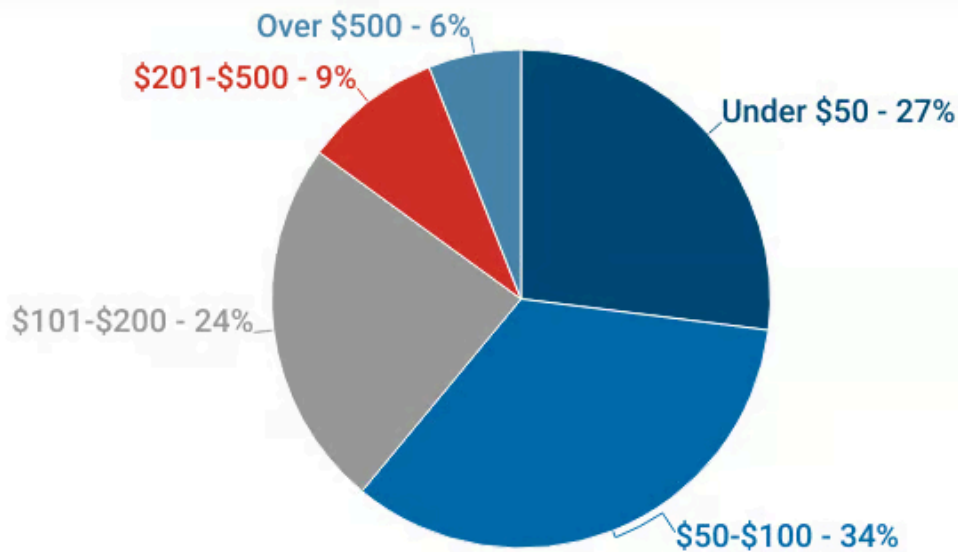
**41.8 million** Americans (31%) were victims of package theft over a 12-month period.

Porch pirates (i.e. package thieves) steal over **250,000** deliveries in an average day.

Package thefts declined **16%** between 2024 and 2025.

U.S. Postal Inspectors arrest an average of **1,800** package thieves each year.

Jump to a state: [AL](#) | [AK](#) | [AZ](#) | [AR](#) | [CA](#) | [CO](#) | [CT](#) | [DE](#) | [DC](#) | [FL](#) | [GA](#) | [HI](#) | [ID](#) | [IL](#) | [IN](#) | [IA](#) | [KS](#) | [KY](#) | [LA](#) | [ME](#) | [MD](#) | [MA](#) | [MI](#) | [MN](#) | [MS](#) | [MO](#) | [MT](#) | [NE](#) | [NV](#) | [NH](#) | [NJ](#) | [NM](#) | [NY](#) | [NC](#) | [ND](#) | [OH](#) | [OK](#) | [OR](#) | [PA](#) | [RI](#) | [SC](#) | [SD](#) | [TN](#) | [TX](#) | [UT](#) | [VT](#) | [VA](#) | [WA](#) | [WV](#) | [WI](#) | [WY](#)



Source: Safewise

## Nationwide Package Theft Statistics

Factoring in lost or otherwise undelivered shipments, parcel theft volumes can be difficult to track.

The average stolen package is worth \$144.23.

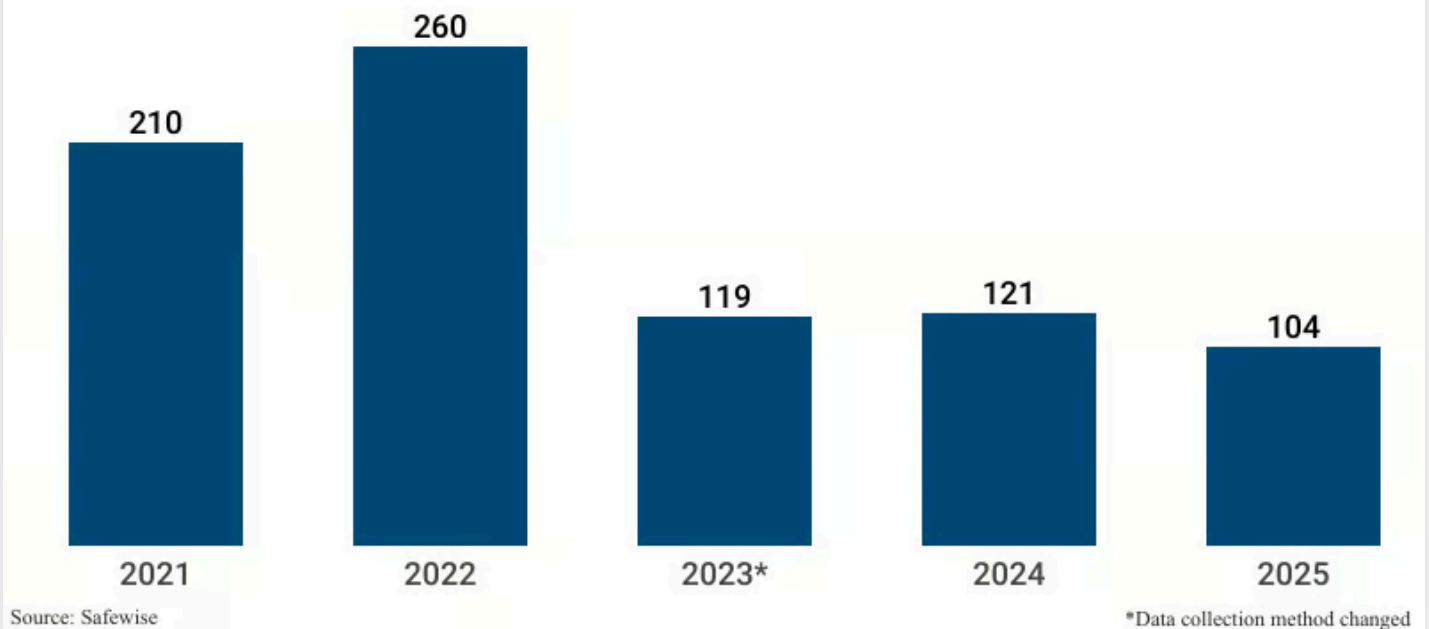
0.46% of package shipments were stolen in 2025.

From 2024 to 2025, the share of packages stolen decreased 16.5% year-over-year (YoY).

39% of stolen packages were valued at over \$100; 15% were worth over \$200.

## Number of Packages Stolen by Year

(in millions)



### Financial Losses to Package Theft

Estimated consumer financial losses from package theft totaled \$15 billion in 2025.

Retailers lost \$22 billion as a result of package theft over 12 months.

Shipping costs lost to package thefts totaled \$944.3 million in 2025.

From 2024 to 2025, shipping costs lost to package theft decreased 14.3%.

Over 30% of Americans had a package stolen in the past year.

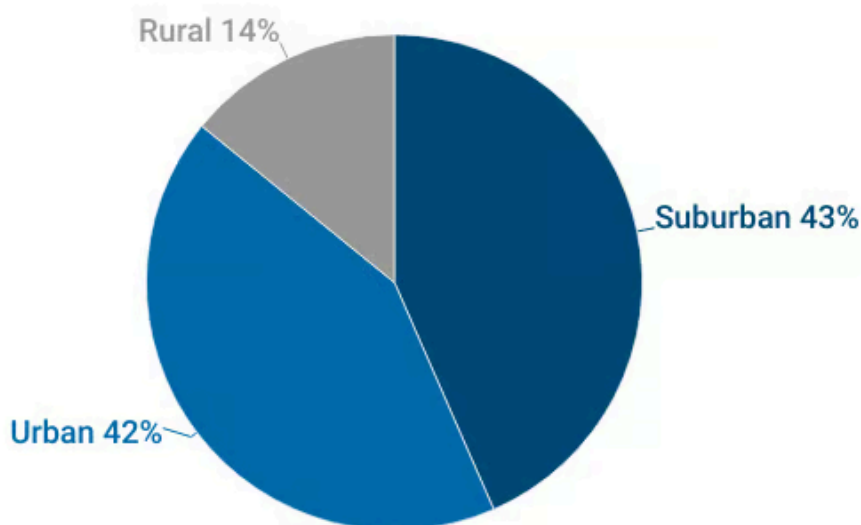
73% of Americans who have had a package stolen in the past have experienced package theft in the past year.

75% of package theft victims have lost more than one parcel.

At least 25% of consumers have lost a package to theft at some point in their lives.

Suburban consumers are 32.5% less likely to be victimized than urban residents and 28.5% more likely than rural dwellers.

## Share of Package Theft Victims by Locale



Suburban Americans are more likely to experience package theft than urban or rural dwellers.

In one year, suburbanites risk a 12.7% chance of parcel theft.

Urbanites are at an 18.8% risk of package theft; rural living includes a 9.9% risk.

Compared to the average American, suburban residents are 10.6% less likely to have packages stolen.

Urbanites are 35.9% more likely to have packages stolen compared to the average American.

The rural population is 32.7% less likely to experience package theft at least once over a 12-month period.

Apartment residents are three times as likely to have a package stolen than people who live in houses.

### Cities with the Highest Rate of Package Theft in 2025

Worst Metros for Package Theft	Incidents per Capita	Estimated Value of Stolen Packages (in millions)
Virginia Beach, VA	4,199	\$107.7
Baltimore, MD	3,416	\$159.5

San Antonio, CA	2,813	\$132.9
Detroit, MI	1,971	\$119.1
Miami, FL	1,844	\$213.8
Chicago, IL	1,760	\$254.3
Houston, TX	1,524	\$120.0
Dallas-Fort Worth, TX	1,124	\$169.1
Los Angeles, CA	839	\$150.3
New York City, NY	821	\$248.2

## Package Theft Prevention Statistics

Consumers and delivery services can minimize the risk of package theft.

The most common way consumers prevent package theft is to track the delivery process; 88% of online consumers monitor their packages en route.

46% of consumers remain at home to receive a package delivery.

62% of consumers have a camera to monitor package delivery.

20% of consumers have had their package delivered to an alternative address or pick-up point.

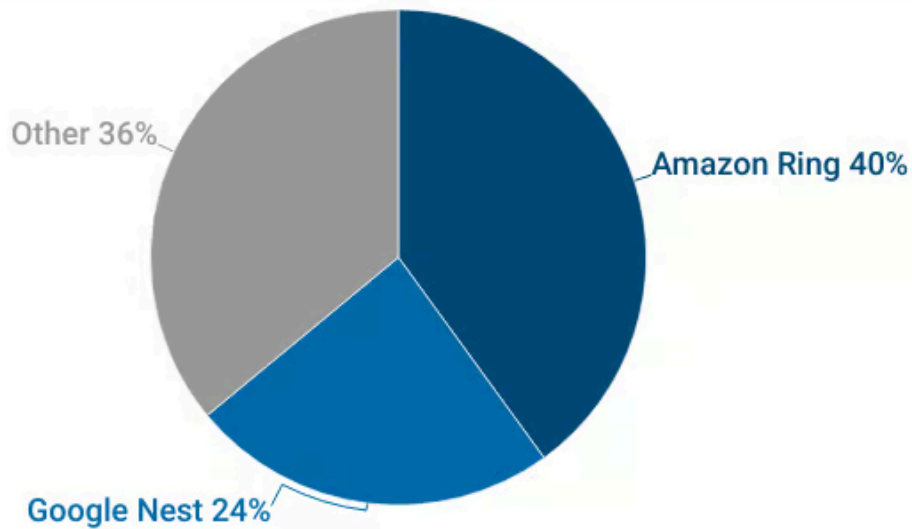
12% of online consumers do not take any precautions to prevent home package theft.

17% of consumers have neighbors bring packages inside for them when they are not home.

Only 3% of online shoppers use a service that delivers packages inside their home, such as Amazon Key.

Among consumers with home security systems for package delivery monitoring, the average cost for their system was \$143.45.

36% of consumers believe future AI technology advancements will help minimize package theft.



Source: Business Wire

## Doorbell Camera Statistics

Over 40 million or 30% of U.S. households currently use a video doorbell.

20% of consumers purchased a doorbell camera in 2023 to monitor package delivery.

36% of American households using smart home technology have a video doorbell.

65% of video doorbell owners are very satisfied with the device.

30% of victims had a doorbell camera installed when the package theft occurred.

An estimated 7.1% of households worldwide will have a smart security camera; 5.4% use smart locks in 2026.

## **Video Doorbell Market**

40% of video doorbells used by U.S. households are Amazon's Ring.

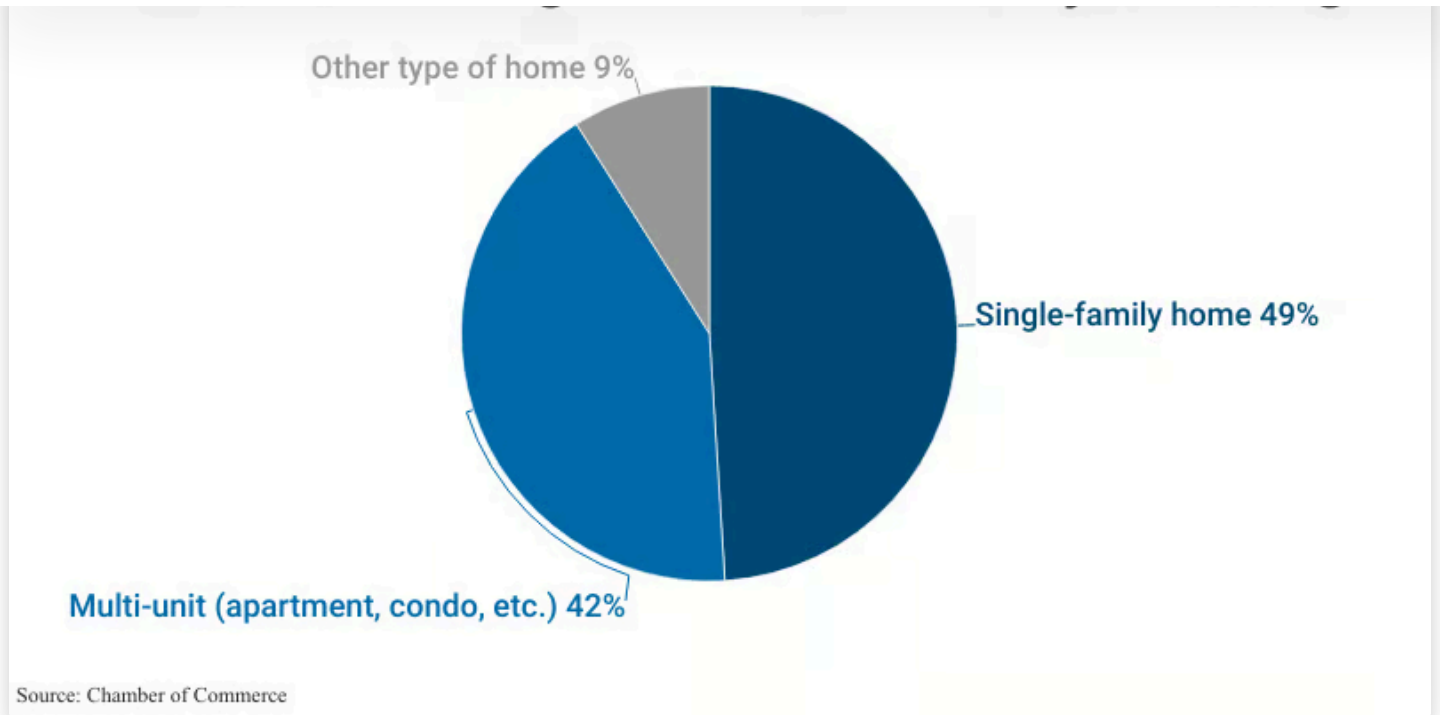
Google's Nest accounts for 24% of video doorbells in the U.S.

The Top 5 video doorbell brands worldwide are Ring, Skybell, Google Nest, Vivint, and ADT, accounting for 30% of the global market share.

Ring accounts for an estimated 12% of all video doorbells worldwide.

Of the 3.5 million video doorbells sold by the Top 5 brands, 40% were Ring.

From 2020 to 2021, the video doorbell market grew 63% to nearly 12 million units.



## Amazon Package Theft Protection

Amazon offers alternative secure delivery options for its customers.

Amazon Hub Lockers and Hub Counters provide a safe alternative to home delivery.

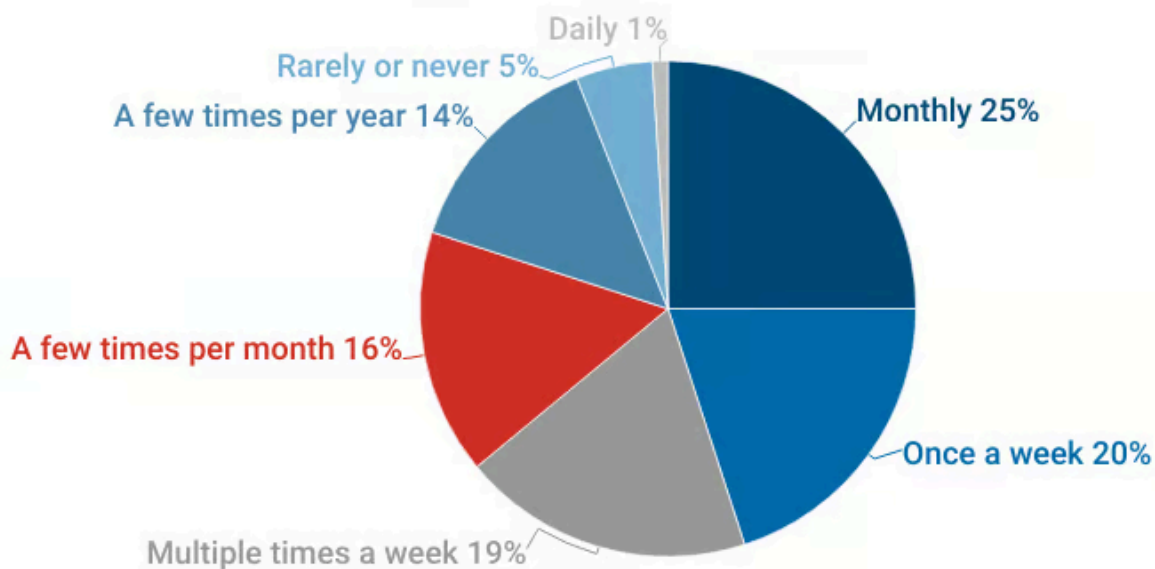
Amazon Hub Lockers are self-service kiosks where customers can pick up their packages using a six-digit code.

There are over 900 Hub Locker locations across the U.S.

Amazon Hub Counters allow customers to pick up packages from over 1,500 Rite Aid locations using a barcode provided by Amazon upon

Key is an Amazon Prime program that allows delivery personnel to safely drop off packages inside a customer's gate, garage, home, or vehicle using smart lock technology.

## Household Package Delivery Frequency



Source: Chamber of Commerce

## Holiday Package Theft Statistics

Most consumers plan to have at least one home delivery during the [holiday](#) season.

92% of consumers plan to place a holiday order for home delivery.

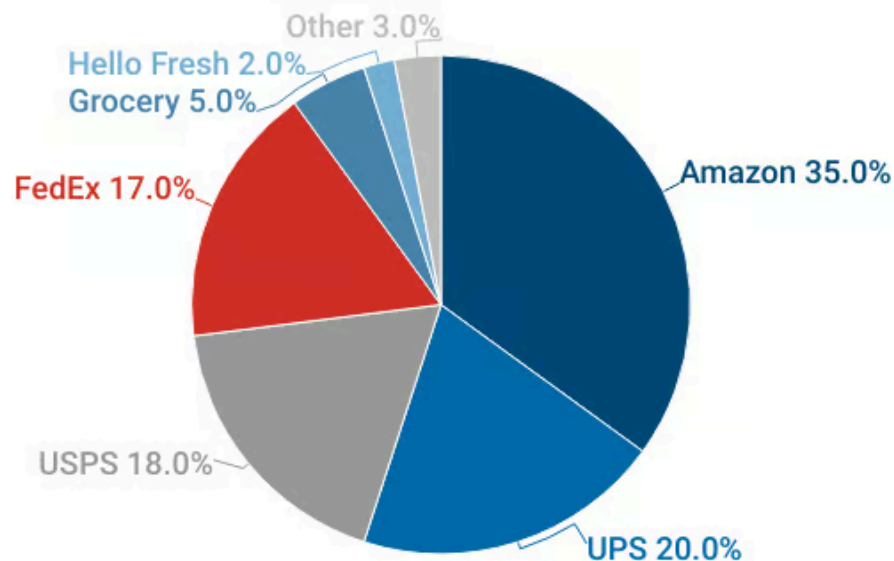
66% of consumers expect package theft to increase after [Black Friday](#) and [Cyber Monday](#).

37% of consumers know at least one victim of holiday season package theft.

12% of consumers have had a package containing a gift for someone else stolen.

62% of holiday shoppers are concerned about theft of online purchases; 2% are extremely concerned.

## Package Theft Frequency by Carrier



Package thieves may target packages based on the delivery carrier and perceived value.

35% of people reporting package theft have had an Amazon delivery stolen.

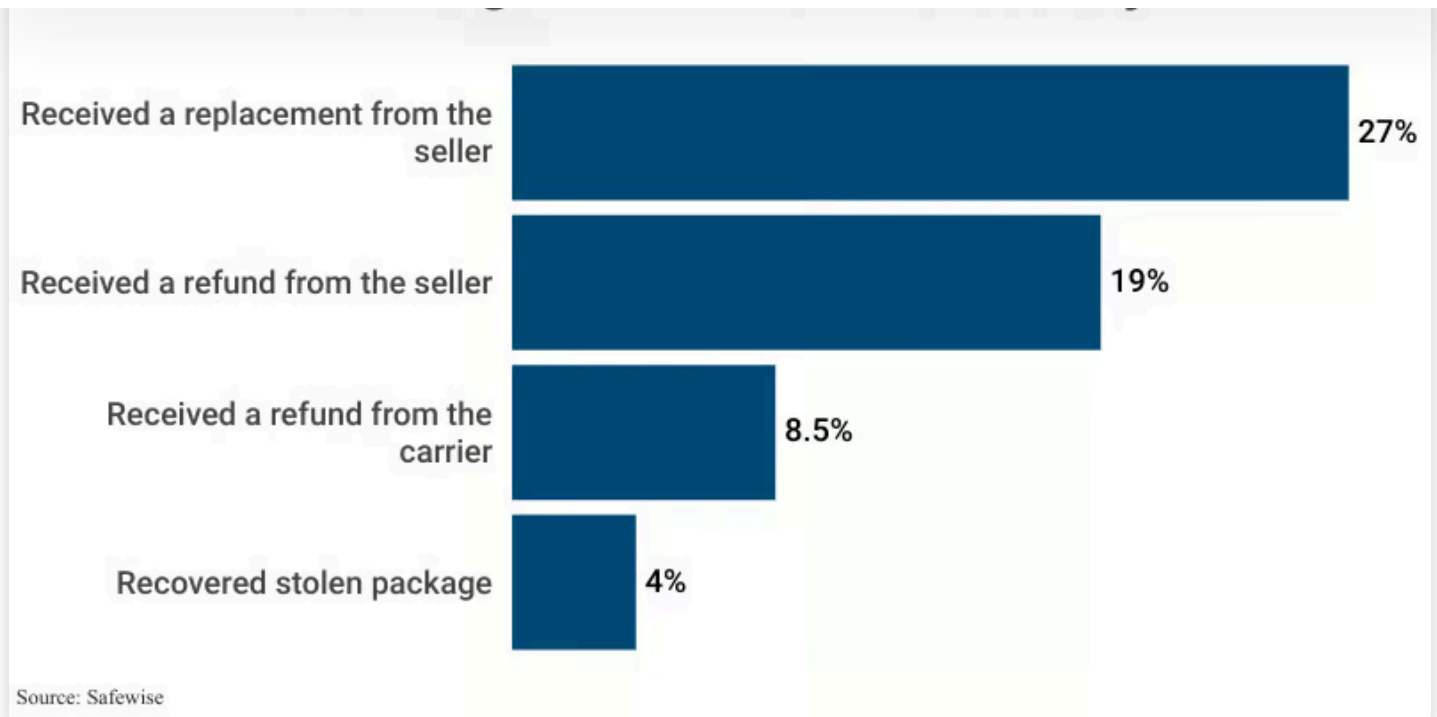
20% of package theft victims have had a UPS delivery stolen.

18% of package theft victims have had a USPS delivery stolen.

17% of package theft victims have had a FedEx delivery stolen.

5% of package theft victims have had a grocery delivery stolen; 2% have had a Hello Fresh delivery stolen.

Package thefts are estimated to increase by 40% the week following Amazon Prime Day.



## USPS Package Theft

Postal inspectors have arrested over 3,000 package thieves since 2023.

The U.S. Postal Service (USPS) received 49,146 reports of package theft in 2023.

From 2019 to 2023, USPS package thefts increased by 139% from 20,574.

There were 606 letter carrier robberies in 2023, up 845% from 2019 (64 robberies).

After launching Project Safe Delivery in 2023, letter carrier robberies decreased by 27% and arrests increased by 32%.

## Package Theft Aftermath Statistics

After experiencing a package theft, 64% of victims contact the seller and 62% contact the shipper.

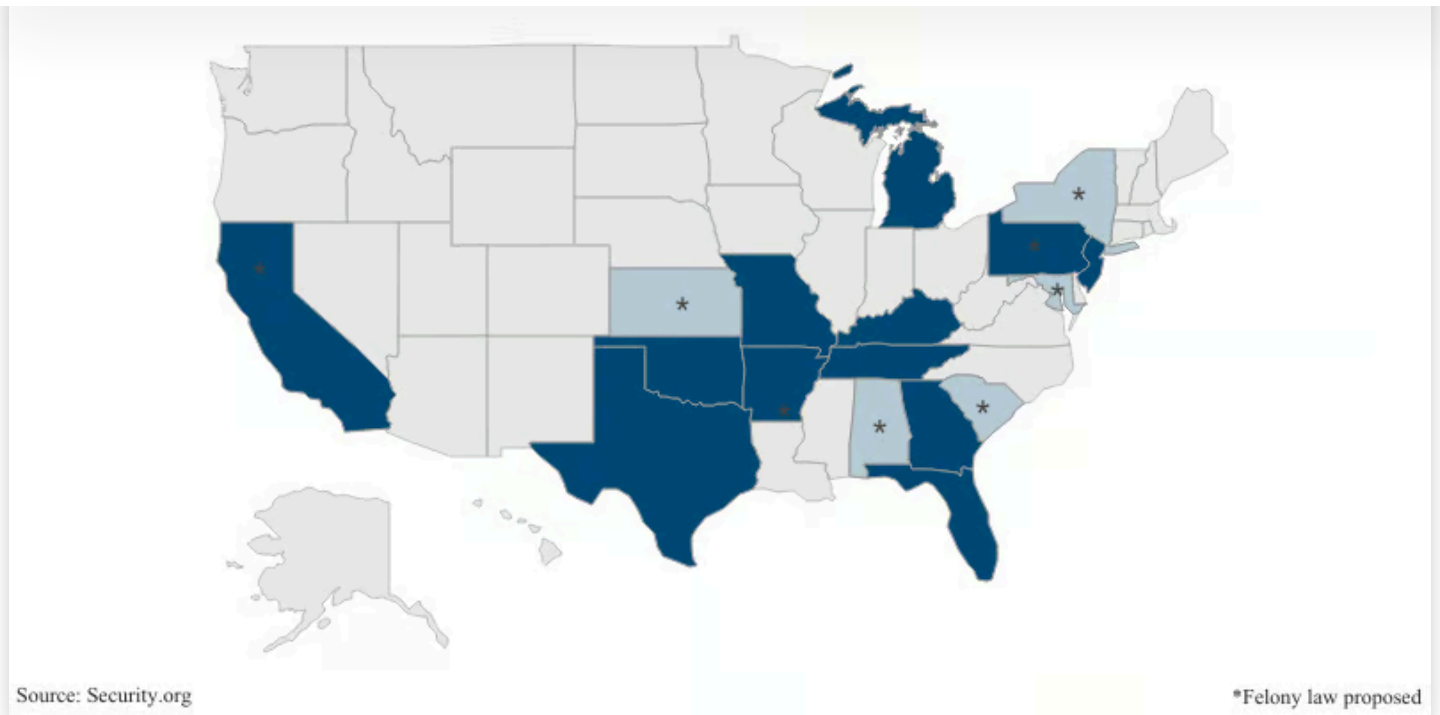
In 27% of package theft cases, the victim received a replacement item from the seller; 19% received a refund.

8.5% of package theft victims receive a refund from the carrier.

25% of package theft victims never receive a refund for the stolen items.

19% of victims captured the theft on video; 17% shared the video to alert neighbors.

11% of people filed an insurance claim following a package theft.



## Package Theft Crime Statistics

Only 23% of package theft victims notify law enforcement.

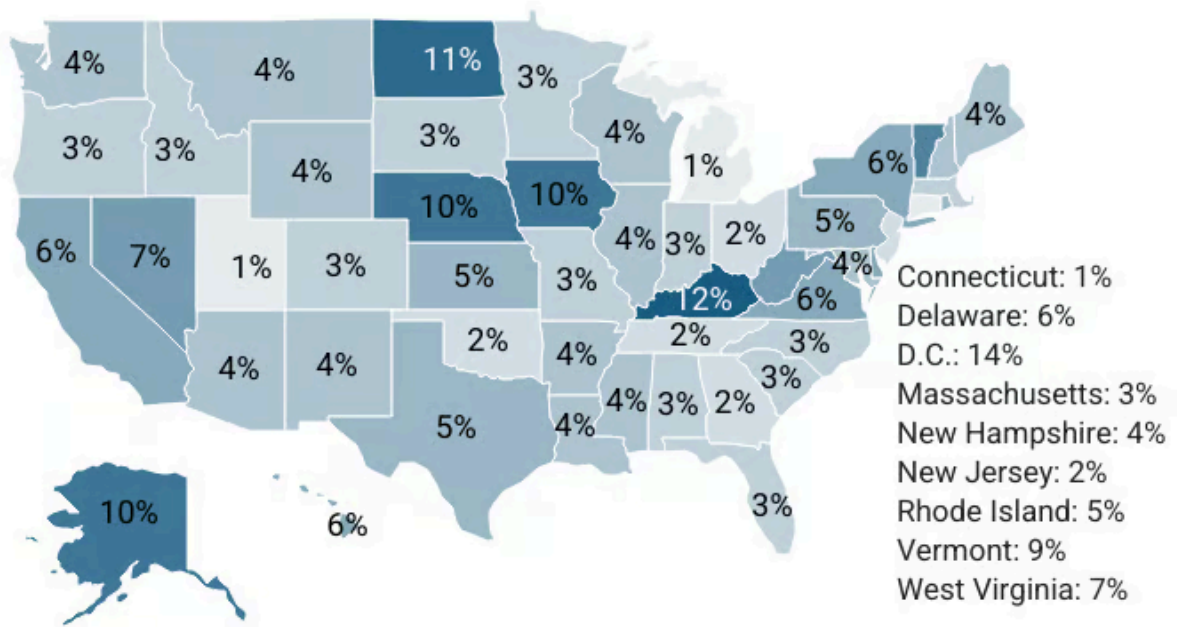
Package theft is a felony in Washington D.C. and 12 states: Arkansas, California, Florida, Georgia, Kentucky, Michigan, Missouri, New Jersey, Oklahoma, Pennsylvania, Tennessee, and Texas.

As of November 2025, five states have proposed laws to raise the crime of package theft from a misdemeanor to a felony: Alabama, Kansas, Maryland, New York, and South Carolina.

Stealing mail or packages delivered by the US Postal Service is a felony in every state.

There is approximately a 1-in-17 chance that law enforcement will catch a reported package thief.

## Population Reporting\* Package Theft



Source: Security.org

\*Experienced at least one package theft in the last 3 months

## Package Theft Statistics by State

State-level data is from 2024.

Most victims of package theft lived in California (16.5%) in 2024.

14% of District of Columbia residents were victims of package theft, making them the most likely to have their parcels stolen.

As many as 29.8% of Kentucky households experienced package theft.

People living in Connecticut, Michigan, and Utah were least likely to experience package theft over three months (1%).

Packages stolen in Oregon had the lowest median value at \$25.

No more than 2.5% of households in Connecticut and Michigan experienced package theft over three months in 2024.



## Alabama Package Theft Statistics

Among nationwide victims of package theft, 1.08% live in Alabama.

People in Alabama are 25% less likely to experience package theft than the average American.

Packages stolen in Alabama had a median value of \$150 in 2024, 87.5% higher than the average among states.

154,730 people in Alabama had at least one package stolen over three months in 2024.

Package theft affected at least an estimated 61,160 but no more than 7.59% of Alabama's 2.04 million households.

25% of people in Alabama are highly concerned about holiday package theft.

## **Alaska Package Theft Statistics**

Among nationwide victims of package theft, 0.52% live in Alaska.

10% or one out of every ten (10) people in Alaska lose at least one package to theft every three months.

People in Alaska are 150% more likely to experience package theft than the average American.

Packages stolen in Alaska had a median value of \$75 in 2024, 6.25% lower than the average among states.

Package theft affected at least an estimated 27,720 but no more than 26.7% of Alaska's 277,200 households.

30% of people in Alaska are highly concerned about holiday package theft.

## **Arizona Package Theft Statistics**

Among nationwide victims of package theft, 2.12% live in Arizona.

4% or one out of every 25 people in Arizona lose at least one package to theft every three months.

People in Arizona are equally likely to experience package theft than the average American.

Packages stolen in Arizona had a median value of \$72 in 2024, 10.0% lower than the average among states.

303,300 people in Arizona had at least one package stolen over three months in 2024.

Package theft affected at least an estimated 118,470 but no more than 10.2% of Arizona's 2.96 million households.

31% of people in Arizona are highly concerned about holiday package theft.

Among nationwide victims of package theft, 0.86% live in Arkansas.

4% or one out of every 25 people in Arkansas lose at least one package to theft every three months.

People in Arkansas are equally likely to experience package theft than the average American.

Packages stolen in Arkansas had a median value of \$61 in 2024, 23.8% lower than the average among states.

123,530 people in Arkansas had at least one package stolen over three months in 2024.

Package theft affected at least an estimated 49,220 but no more than 10.0% of Arkansas' 1.23 million households.

21% of people in Arkansas are highly concerned about holiday package theft.

## **California Package Theft Statistics**

Among nationwide victims of package theft, 16.5% live in California.

6% or one out of every 17 people in California lose at least one package to theft every three months.

People in California are 50% more likely to experience package theft than the average American.

2.37 million people in California had at least one package stolen over three months in 2024.

Package theft affected at least an estimated 818,640 but no more than 17.3% of California's 13.6 million households.

35% of people in California are highly concerned about holiday package theft.

## **Colorado Package Theft Statistics**

Among nationwide victims of package theft, 1.25% live in Colorado.

3% or one out of every 33 people in Colorado lose at least one package to theft every three months.

People in Colorado are 25% less likely to experience package theft than the average American.

Packages stolen in Colorado had a median value of \$87 in 2024, 8.75% higher than the average among states.

178,720 people in Colorado had at least one package stolen over three months in 2024.

Package theft affected at least an estimated 72,070 but no more than 7.44% of Colorado's 2.40 million households.

## Connecticut Package Theft Statistics

Among nationwide victims of package theft, 0.26% live in Connecticut.

1% or one out of every 100 people in Connecticut lose at least one package to theft every three months.

People in Connecticut are 75% less likely to experience package theft than the average American.

Packages stolen in Connecticut had a median value of \$28 in 2024, 65.0% lower than the average among states.

36,750 people in Connecticut had at least one package stolen over three months in 2024.

Package theft affected at least an estimated 14,820 but no more than 2.48% of Connecticut's 1.48 million households.

34% of people in Connecticut are highly concerned about holiday package theft.

## Delaware Package Theft Statistics

Among nationwide victims of package theft, 0.44% live in Delaware.

6% or one out of every 17 people in Delaware lose at least one package to theft every three months.

Packages stolen in Delaware had a median value of \$200 in 2024, 150% higher than the average among states.

63,120 people in Delaware had at least one package stolen over three months in 2024.

Package theft affected at least an estimated 25,250 but no more than 15.0% of Delaware's 420,770 households.

36% of people in Delaware are highly concerned about holiday package theft.

## **District of Columbia Package Theft Statistics**

Among nationwide victims of package theft, 0.69% live in the District of Columbia.

14% or one out of every seven (7) people in D.C. lose at least one package to theft every three months.

People in D.C. are 250% more likely to experience package theft than the average American.

Packages stolen in D.C. had a median value of \$200 in 2024, 150% higher than the average among states.

98,320 people in D.C. had at least one package stolen over three months in 2024.

49% of people in D.C. are highly concerned about holiday package theft.

## **Florida Package Theft Statistics**

Among nationwide victims of package theft, 4.90% live in Florida.

3% or one out of every 33 people in Florida lose at least one package to theft every three months.

People in Florida are 25% less likely to experience package theft than the average American.

Packages stolen in Florida had a median value of \$88 in 2024, 10.0% higher than the average among states.

701,170 people in Florida had at least one package stolen over three months in 2024.

Package theft affected at least an estimated 277,140 but no more than 7.59% of Florida's 9.24 million households.

25% of people in Florida are highly concerned about holiday package theft.

## **Georgia Package Theft Statistics**

Among nationwide victims of package theft, 1.56% live in Georgia.

People in Georgia are 50% less likely to experience package theft than the average American.

Packages stolen in Georgia had a median value of \$100 in 2024, 25.0% higher than the average among states.

223,620 people in Georgia had at least one package stolen over three months in 2024.

Package theft affected at least an estimated 84,380 but no more than 5.30% of Georgia's 4.22 million households.

30% of people in Georgia are highly concerned about holiday package theft.

## **Hawaii Package Theft Statistics**

Among nationwide victims of package theft, 0.61% live in Hawaii.

6% or one out of every 17 people in Hawaii lose at least one package to theft every three months.

People in Hawaii are 50% more likely to experience package theft than the average American.

Packages stolen in Hawaii had a median value of \$113 in 2024, 41.3% higher than the average among states.

Package theft affected at least an estimated 29,720 but no more than 17.5% of Hawaii's 495,260 households.

32% of people in Hawaii are highly concerned about holiday package theft.

## **Idaho Package Theft Statistics**

Among nationwide victims of package theft, 0.42% live in Idaho.

3% or one out of every 33 people in Idaho lose at least one package to theft every three months.

People in Idaho are 25% less likely to experience package theft than the average American.

Packages stolen in Idaho had a median value of \$225 in 2024, 181% higher than the average among states.

60,050 people in Idaho had at least one package stolen over three months in 2024.

Package theft affected at least an estimated 22,490 but no more than 8.01% of Idaho's 749,670 households.

23% of people in Idaho are highly concerned about holiday package theft.

Among nationwide victims of package theft, 3.56% live in Illinois.

4% or one out of every 25 people in Illinois lose at least one package to theft every three months.

People in Illinois are equally likely to experience package theft than the average American.

Packages stolen in Illinois had a median value of \$100 in 2024, 25% higher than the average among states.

508,410 people in Illinois had at least one package stolen over three months in 2024.

Package theft affected at least an estimated 202,550 but no more than 10.0% of Illinois's 5.06 million households.

28% of people in Illinois are highly concerned about holiday package theft.

## **Indiana Package Theft Statistics**

Among nationwide victims of package theft, 1.45% live in Indiana.

3% or one out of every 33 people in Indiana lose at least one package to theft every three months.

People in Indiana are 25% less likely to experience package theft than the average American.

207,730 people in Indiana had at least one package stolen over three months in 2024.

Package theft affected at least an estimated 83,430 but no more than 7.47% of Indiana's 2.78 million households.

24% of people in Indiana are highly concerned about holiday package theft.

## **Iowa Package Theft Statistics**

Among nationwide victims of package theft, 2.27% live in Iowa.

10% or one out of every ten (10) people in Iowa lose at least one package to theft every three months.

People in Iowa are 150% more likely to experience package theft than the average American.

Packages stolen in Iowa had a median value of \$200 in 2024, 150% higher than the average among states.

324,150 people in Iowa had at least one package stolen over three months in 2024.

Package theft affected at least an estimated 135,060 but no more than 24.0% of Iowa's 1.35 million households.

22% of people in Iowa are highly concerned about holiday package theft.

Among nationwide victims of package theft, 1.04% live in Kansas.

5% or one out of every 20 people in Kansas lose at least one package to theft every three months.

People in Kansas are 25% more likely to experience package theft than the average American.

Packages stolen in Kansas had a median value of \$60 in 2024, 25.0% lower than the average among states.

148,530 people in Kansas had at least one package stolen over three months in 2024.

Package theft affected at least an estimated 59,890 but no more than 12.4% of Kansas's 1.20 million households.

28% of people in Kansas are highly concerned about holiday package theft.

## **Kentucky Package Theft Statistics**

Among nationwide victims of package theft, 3.85% live in Kentucky.

12% or one out of every eight (8) people in Kentucky lose at least one package to theft every three months.

People in Kentucky are 200% more likely to experience package theft than the average American.

550,600 people in Kentucky had at least one package stolen over three months in 2024.

Package theft affected at least an estimated 222,020 but no more than 29.8% of Kentucky's 1.85 million households.

25% of people in Kentucky are highly concerned about holiday package theft.

## **Louisiana Package Theft Statistics**

Among nationwide victims of package theft, 1.29% live in Louisiana.

4% or one out of every 25 people in Louisiana lose at least one package to theft every three months.

People in Louisiana are equally likely to experience package theft than the average American.

Packages stolen in Louisiana had a median value of \$55 in 2024, 31.3% lower than the average among states.

183,910 people in Louisiana had at least one package stolen over three months in 2024.

Package theft affected at least an estimated 71,840 but no more than 10.2% of Louisiana's 1.80 million households.

## Maine Package Theft Statistics

Among nationwide victims of package theft, 0.39% live in Maine.

4% or one out of every 25 people in Maine lose at least one package to theft every three months.

People in Maine are equally likely to experience package theft than the average American.

Packages stolen in Maine had a median value of \$75 in 2024, 6.25% lower than the average among states.

56,200 people in Maine had at least one package stolen over three months in 2024.

Package theft affected at least an estimated 24,540 but no more than 9.16% of Maine's 613,540 households.

21% of people in Maine are highly concerned about holiday package theft.

## Maryland Package Theft Statistics

Among nationwide victims of package theft, 1.75% live in Maryland.

4% or one out of every 25 people in Maryland lose at least one package to theft every three months.

Packages stolen in Maryland had a median value of \$35 in 2024, 56.3% lower than the average among states.

250,530 people in Maryland had at least one package stolen over three months in 2024.

Package theft affected at least an estimated 96,360 but no more than 10.4% of Maryland's 2.41 million households.

33% of people in Maryland are highly concerned about holiday package theft.

## **Massachusetts Package Theft Statistics**

Among nationwide victims of package theft, 1.50% live in Massachusetts.

3% or one out of every 33 people in Massachusetts lose at least one package to theft every three months.

People in Massachusetts are 25% less likely to experience package theft than the average American.

Packages stolen in Massachusetts had a median value of \$50 in 2024, 37.5% lower than the average among states.

214,090 people in Massachusetts had at least one package stolen over three months in 2024.

15% of people in Massachusetts are highly concerned about holiday package theft.

## **Michigan Package Theft Statistics**

Among nationwide victims of package theft, 0.71% live in Michigan.

1% or one out of every 100 people in Michigan lose at least one package to theft every three months.

People in Michigan are 75% less likely to experience package theft than the average American.

Packages stolen in Michigan had a median value of \$80 in 2024, on par with the average among states.

101,400 people in Michigan had at least one package stolen over three months in 2024.

Package theft affected at least an estimated 41,390 but no more than 2.45% of Michigan's 4.14 million households.

20% of people in Michigan are highly concerned about holiday package theft.

## **Minnesota Package Theft Statistics**

Among nationwide victims of package theft, 1.22% live in Minnesota.

People in Minnesota are 25% less likely to experience package theft than the average American.

Packages stolen in Minnesota had a median value of \$50 in 2024, 37.5% lower than the average among states.

173,790 people in Minnesota had at least one package stolen over three months in 2024.

Package theft affected at least an estimated 70,650 but no more than 7.38% of Minnesota's 2.35 million households.

26% of people in Minnesota are highly concerned about holiday package theft.

## **Mississippi Package Theft Statistics**

Among nationwide victims of package theft, 0.82% live in Mississippi.

4% or one out of every 25 people in Mississippi lose at least one package to theft every three months.

People in Mississippi are equally likely to experience package theft than the average American.

Packages stolen in Mississippi had a median value of \$250 in 2024, 213% higher than the average among states.

Package theft affected at least an estimated 46,170 but no more than 10.2% of Mississippi's 1.15 million households.

41% of people in Mississippi are highly concerned about holiday package theft.

## **Missouri Package Theft Statistics**

Among nationwide victims of package theft, 1.31% live in Missouri.

3% or one out of every 33 people in Missouri lose at least one package to theft every three months.

People in Missouri are 25% less likely to experience package theft than the average American.

Packages stolen in Missouri had a median value of \$38 in 2024, 52.5% lower than the average among states.

187,360 people in Missouri had at least one package stolen over three months in 2024.

Package theft affected at least an estimated 76,790 but no more than 7.32% of Missouri's 2.56 million households.

26% of people in Missouri are highly concerned about holiday package theft.

Among nationwide victims of package theft, 0.32% live in Montana.

4% or one out of every 25 people in Montana lose at least one package to theft every three months.

People in Montana are equally likely to experience package theft than the average American.

Packages stolen in Montana had a median value of \$200 in 2024, 150% higher than the average among states.

45,490 people in Montana had at least one package stolen over three months in 2024.

Package theft affected at least an estimated 19,030 but no more than 9.56% of Montana's 475,830 households.

32% of people in Montana are highly concerned about holiday package theft.

## **Nebraska Package Theft Statistics**

Among nationwide victims of package theft, 1.40% live in Nebraska.

10% or one out of every ten (10) people in Nebraska lose at least one package to theft every three months.

People in Nebraska are 150% more likely to experience package theft than the average American.

200,550 people in Nebraska had at least one package stolen over three months in 2024.

Package theft affected at least an estimated 81,520 but no more than 24.6% of Nebraska's 815,230 households.

30% of people in Nebraska are highly concerned about holiday package theft.

## **Nevada Package Theft Statistics**

Among nationwide victims of package theft, 1.60% live in Nevada.

7% or one out of every 14 people in Nevada lose at least one package to theft every three months.

People in Nevada are 75% more likely to experience package theft than the average American.

Packages stolen in Nevada had a median value of \$68 in 2024, 15.0% lower than the average among states.

228,720 people in Nevada had at least one package stolen over three months in 2024.

Package theft affected at least an estimated 86,640 but no more than 18.5% of Nevada's 1.24 million households.

## **New Hampshire Package Theft Statistics**

Among nationwide victims of package theft, 0.39% live in New Hampshire.

4% or one out of every 25 people in New Hampshire lose at least one package to theft every three months.

People in New Hampshire are equally likely to experience package theft than the average American.

Packages stolen in New Hampshire had a median value of \$95 in 2024, 18.8% higher than the average among states.

56,360 people in New Hampshire had at least one package stolen over three months in 2024.

Package theft affected at least an estimated 22,910 but no more than 9.84% of New Hampshire's 572,780 households.

24% of people in New Hampshire are highly concerned about holiday package theft.

## **New Jersey Package Theft Statistics**

Among nationwide victims of package theft, 1.33% live in New Jersey.

2% or one out of every 50 people in New Jersey lose at least one package to theft every three months.

Packages stolen in New Jersey had a median value of \$150 in 2024, 87.5% higher than the average among states.

190,020 people in New Jersey had at least one package stolen over three months in 2024.

Package theft affected at least an estimated 71,980 but no more than 5.28% of New Jersey's 3.60 million households.

21% of people in New Jersey are highly concerned about holiday package theft.

## **New Mexico Package Theft Statistics**

Among nationwide victims of package theft, 0.60% live in New Mexico.

4% or one out of every 25 people in New Mexico lose at least one package to theft every three months.

People in New Mexico are equally likely to experience package theft than the average American.

Packages stolen in New Mexico had a median value of \$86 in 2024, 7.50% higher than the average among states.

85,210 people in New Mexico had at least one package stolen over three months in 2024.

35% of people in New Mexico are highly concerned about holiday package theft.

## **New York Package Theft Statistics**

Among nationwide victims of package theft, 8.34% live in New York.

6% or one out of every 17 people in New York lose at least one package to theft every three months.

People in New York are 50% more likely to experience package theft than the average American.

Packages stolen in New York had a median value of \$50 in 2024, 37.5% lower than the average among states.

1.19 million people in New York had at least one package stolen over three months in 2024.

Package theft affected at least an estimated 467,460 but no more than 15.3% of New York's 7.79 million households.

32% of people in New York are highly concerned about holiday package theft.

## **North Carolina Package Theft Statistics**

Among nationwide victims of package theft, 2.32% live in North Carolina.

People in North Carolina are 25% less likely to experience package theft than the average American.

Packages stolen in North Carolina had a median value of \$125 in 2024, 56.3% higher than the average among states.

331,380 people in North Carolina had at least one package stolen over three months in 2024.

Package theft affected at least an estimated 133,620 but no more than 7.44% of North Carolina's 4.45 million households.

28% of people in North Carolina are highly concerned about holiday package theft.

## **North Dakota Package Theft Statistics**

Among nationwide victims of package theft, 0.61% live in North Dakota.

11% or one out of every nine (9) people in North Dakota lose at least one package to theft every three months.

People in North Dakota are 175% more likely to experience package theft than the average American.

Packages stolen in North Dakota had a median value of \$63 in 2024, 21.3% lower than the average among states.

Package theft affected at least an estimated 37,450 but no more than 25.7% of North Dakota's 340,410 households.

31% of people in North Dakota are highly concerned about holiday package theft.

## **Ohio Package Theft Statistics**

Among nationwide victims of package theft, 1.66% live in Ohio.

2% or one out of every 50 people in Ohio lose at least one package to theft every three months.

People in Ohio are 50% less likely to experience package theft than the average American.

Packages stolen in Ohio had a median value of \$123 in 2024, 53.8% higher than the average among states.

237,670 people in Ohio had at least one package stolen over three months in 2024.

Package theft affected at least an estimated 99,030 but no more than 4.80% of Ohio's 4.95 million households.

19% of people in Ohio are highly concerned about holiday package theft.

## **Oklahoma Package Theft Statistics**

2% or one out of every 50 people in Oklahoma lose at least one package to theft every three months.

People in Oklahoma are 50% less likely to experience package theft than the average American.

Packages stolen in Oklahoma had a median value of \$143 in 2024, 78.8% higher than the average among states.

81,910 people in Oklahoma had at least one package stolen over three months in 2024.

Package theft affected at least an estimated 32,370 but no more than 5.06% of Oklahoma's 1.62 million households.

37% of people in Oklahoma are highly concerned about holiday package theft.

## **Oregon Package Theft Statistics**

Among nationwide victims of package theft, 0.90% live in Oregon.

3% or one out of every 33 people in Oregon lose at least one package to theft every three months.

People in Oregon are 25% less likely to experience package theft than the average American.

128,170 people in Oregon had at least one package stolen over three months in 2024.

Package theft affected at least an estimated 52,100 but no more than 7.38% of Oregon's 1.74 million households.

24% of people in Oregon are highly concerned about holiday package theft.

## **Pennsylvania Package Theft Statistics**

Among nationwide victims of package theft, 4.57% live in Pennsylvania.

5% or one out of every 20 people in Pennsylvania lose at least one package to theft every three months.

People in Pennsylvania are 25% more likely to experience package theft than the average American.

Packages stolen in Pennsylvania had a median value of \$75 in 2024, 6.25% lower than the average among states.

653,940 people in Pennsylvania had at least one package stolen over three months in 2024.

Package theft affected at least an estimated 270,220 but no more than 12.1% of Pennsylvania's 5.40 million households.

## Rhode Island Package Theft Statistics

Among nationwide victims of package theft, 0.39% live in Rhode Island.

5% or one out of every 20 people in Rhode Island lose at least one package to theft every three months.

People in Rhode Island are 25% more likely to experience package theft than the average American.

Packages stolen in Rhode Island had a median value of \$113 in 2024, 41.3% higher than the average among states.

55,620 people in Rhode Island had at least one package stolen over three months in 2024.

Package theft affected at least an estimated 22,890 but no more than 12.2% of Rhode Island's 457,740 households.

30% of people in Rhode Island are highly concerned about holiday package theft.

## South Carolina Package Theft Statistics

Among nationwide victims of package theft, 1.15% live in South Carolina.

3% or one out of every 33 people in South Carolina lose at least one package to theft every three months.

Packages stolen in South Carolina had a median value of \$50 in 2024, 37.5% lower than the average among states.

164,360 people in South Carolina had at least one package stolen over three months in 2024.

Package theft affected at least an estimated 66,540 but no more than 7.41% of South Carolina's 2.22 million households.

24% of people in South Carolina are highly concerned about holiday package theft.

## **South Dakota Package Theft Statistics**

Among nationwide victims of package theft, 0.19% live in South Dakota.

3% or one out of every 33 people in South Dakota lose at least one package to theft every three months.

People in South Dakota are 25% less likely to experience package theft than the average American.

Packages stolen in South Dakota had a median value of \$163 in 2024, 104% higher than the average among states.

27,740 people in South Dakota had at least one package stolen over three months in 2024.

25% of people in South Dakota are highly concerned about holiday package theft.

## **Tennessee Package Theft Statistics**

Among nationwide victims of package theft, 1.01% live in Tennessee.

2% or one out of every 50 people in Tennessee lose at least one package to theft every three months.

People in Tennessee are 50% less likely to experience package theft than the average American.

Packages stolen in Tennessee had a median value of \$75 in 2024, 6.25% lower than the average among states.

144,560 people in Tennessee had at least one package stolen over three months in 2024.

Package theft affected at least an estimated 57,820 but no more than 5.00% of Tennessee's 2.89 million households.

27% of people in Tennessee are highly concerned about holiday package theft.

## **Texas Package Theft Statistics**

Among nationwide victims of package theft, 10.9% live in Texas.

People in Texas are 25% more likely to experience package theft than the average American.

Packages stolen in Texas had a median value of \$100 in 2024, 25.0% higher than the average among states.

1.56 million people in Texas had at least one package stolen over three months in 2024.

Package theft affected at least an estimated 573,090 but no more than 13.7% of Texas's 11.5 million households.

33% of people in Texas are highly concerned about holiday package theft.

## **Utah Package Theft Statistics**

Among nationwide victims of package theft, 0.25% live in Utah.

1% or one out of every 100 people in Utah lose at least one package to theft every three months.

People in Utah are 75% less likely to experience package theft than the average American.

Packages stolen in Utah had a median value of \$75 in 2024, 6.25% lower than the average among states.

Package theft affected at least an estimated 11,530 but no more than 3.04% of Utah's 1.15 million households.

30% of people in Utah are highly concerned about holiday package theft.

## **Vermont Package Theft Statistics**

Among nationwide victims of package theft, 0.41% live in Vermont.

9% or one out of every 11 people in Vermont lose at least one package to theft every three months.

People in Vermont are 125% more likely to experience package theft than the average American.

Packages stolen in Vermont had a median value of \$113 in 2024, 41.3% higher than the average among states.

58,360 people in Vermont had at least one package stolen over three months in 2024.

Package theft affected at least an estimated 25,050 but no more than 21.0% of Vermont's 278,320 households.

24% of people in Vermont are highly concerned about holiday package theft.

## **Virginia Package Theft Statistics**

6% or one out of every 17 people in Virginia lose at least one package to theft every three months.

People in Virginia are 50% more likely to experience package theft than the average American.

Packages stolen in Virginia had a median value of \$65 in 2024, 18.8% lower than the average among states.

528,670 people in Virginia had at least one package stolen over three months in 2024.

Package theft affected at least an estimated 207,320 but no more than 15.3% of Virginia's 3.46 million households.

26% of people in Virginia are highly concerned about holiday package theft.

## **Washington Package Theft Statistics**

Among nationwide victims of package theft, 2.23% live in Washington.

4% or one out of every 25 people in Washington lose at least one package to theft every three months.

People in Washington are equally likely to experience package theft than the average American.

318,330 people in Washington had at least one package stolen over three months in 2024.

Package theft affected at least an estimated 125,820 but no more than 10.1% of Washington's 3.15 million households.

26% of people in Washington are highly concerned about holiday package theft.

## **West Virginia Package Theft Statistics**

Among nationwide victims of package theft, 0.87% live in West Virginia.

7% or one out of every 14 people in West Virginia lose at least one package to theft every three months.

People in West Virginia are 75% more likely to experience package theft than the average American.

Packages stolen in West Virginia had a median value of \$100 in 2024, 25.0% higher than the average among states.

123,900 people in West Virginia had at least one package stolen over three months in 2024.

Package theft affected at least an estimated 50,990 but no more than 17.0% of West Virginia's 728,390 households.

## Wisconsin Package Theft Statistics

Among nationwide victims of package theft, 1.67% live in Wisconsin.

4% or one out of every 25 people in Wisconsin lose at least one package to theft every three months.

People in Wisconsin are equally likely to experience package theft than the average American.

Packages stolen in Wisconsin had a median value of \$45 in 2024, 43.8% lower than the average among states.

238,440 people in Wisconsin had at least one package stolen over three months in 2024.

Package theft affected at least an estimated 100,610 but no more than 9.48% of Wisconsin's 2.52 million households.

18% of people in Wisconsin are highly concerned about holiday package theft.

## Wyoming Package Theft Statistics

Among nationwide victims of package theft, 0.16% live in Wyoming.

4% or one out of every 25 people in Wyoming lose at least one package to theft every three months.

Packages stolen in Wyoming had a median value of \$182 in 2024, 128% higher than the average among states.

23,500 people in Wyoming had at least one package stolen over three months in 2024.

Package theft affected at least an estimated 9,750 but no more than 9.64% of Wyoming's 243,820 households.

25% of people in Wyoming are highly concerned about holiday package theft.

*These data and insights were compiled by the Capital One Shopping team based on publicly available data.*

## Sources

1. [C+R Research, Emerge Smarter](#)
2. [Security.org, Package Theft Annual Report](#)
3. [Pitney Bowes, Annual Parcel Shipping Index](#)
4. [Safewise, Worst Metro Cities for Package Theft](#)
5. [U.S. Census Bureau, National Population by Characteristic](#)

7. [Chamber of Commerce, Package Theft Statistics: 2023 Report](#)
8. [Parks Associates, 30% of internet households own either a smart camera or a smart video doorbell](#)
9. [Congress.gov, H.R.6852 – Porch Pirates Act of 2022](#)
0. [Business Wire, News](#)
1. [World Population Review, Average Household Size](#)
2. [United States Postal Inspection Service, Mail & Package Theft](#)

## Related Reports

[Free Shipping Statistics](#)

[COVID's Impact on Online Shopping](#)

[Package Delivery Statistics](#)

[Amazon Shipping/Logistics Statistics](#)

[Shoplifting Statistics](#)

[Most Popular Online Stores](#)

## Popular Stores

American Airlines	Etsy	Nike	Turo
Amazon	Fashionnova	Old Navy	U-Haul
Chewy	Home Depot	Papa John's	Walmart
Costco	Ikea	Pizza Hut	Wayfair
DoorDash	Lowes	Target	Wingstop

---

Capital One Shopping gets you better offers, automatically applies the best coupon code at checkout, and lets you know when prices drop on products you've viewed and purchased.

© 2026 Capital One Shopping

[Privacy Policy](#)

[Terms of Service](#)

[Help Center](#)

[help@capitaloneshopping.com](mailto:help@capitaloneshopping.com)

[Capital One](#)

[Get Capital One Shopping](#)

[Blog](#)

[Trending Deals](#)

[Sitemap](#)

[Research](#)