

Renewable Energy Fund Advisory Committee (REFAC)

Alaska Energy Authority —
Renewable Energy Fund —
Round XVIII

January 6, 2026



ALASKA ENERGY AUTHORITY



SAFE,
RELIABLE, &
AFFORDABLE
ENERGY
SOLUTIONS

REDUCING THE COST OF ENERGY IN ALASKA



Welcome and Introductions



Meeting Agenda

- 2:00pm-2:10pm Welcome and Introductions
- 2:10pm-2:20pm REFAC Overview
 - REF evaluation process
 - REF eligible projects
 - REF project funding limits
 - REFAC advisory role
- 2:20pm-2:30pm Informational Items
 - Round XVIII request for application schedule
 - Anticipated FY2026 REF fund capitalization
 - Review of received applications
- 2:30pm-3:00pm Review AEA Recommendation
 - Review of non-recommended applications
 - Review of recommended applications
 - Review of partial funding recommendations
- 3:00pm-3:25pm Solicitation of advice, comments, and/or questions from committee members concerning Round XVIII REF application recommendations to the Legislature
- 3:25pm-3:30pm CE2 Public comments / questions
 - Adjourn



REFAC Advisory Committee

| NAME | TITLE | SECTOR | APPOINTED BY |
|------------------------|---|--|----------------------|
| Clay Koplín | Chief Executive Officer, Cordova Electric Cooperative | Small rural electric utility | Governor |
| Vacant | To be determined | Business/organization involved in renewable energy | Governor |
| Iliodor Philemonof III | Government Relations Administrator, Calista Corporation | Representative of an Alaska Native Organization | Governor |
| Vacant | To be determined | Denali Commission | Governor |
| Vacant | To be determined | Large urban electric utility | Governor |
| Stedman, Bert | Senator | Senate Member 1 | Senate President |
| Kiehl, Jesse | Senator | Senate Member 2 | Senate President |
| Holland, Ky | Representative | House Member 1 | Speaker of the House |
| Mears, Donna | Representative | House Member 2 | Speaker of the House |



Renewable Energy Fund (REF)

Established in 2008, the REF is a unique and robust competitive grant program, which provides critical financial assistance for statewide renewable energy projects. The REF's sunset date provision was repealed with House Bill 62, signed into law by Governor Dunleavy on May 25, 2023.

The REF funds projects across all development phases, serving as a catalyst for the continued pursuit of integrating proven and nascent technologies within Alaska's energy portfolio.



\$333 million in REF appropriations by the State.



110+ operational projects, 49 in development, 120 million gallons displaced to date.



\$6.3 million appropriated in FY2026 funding 6 projects as recommended by AEA and the REFAC for Rd 17.

CE1

REF Statutory Guidance (AS 42.45.045)

ELIGIBLE PROJECTS MUST:

- Be a new project not in operation in 2008, and
 - be a hydroelectric facility;
 - direct use of renewable energy resources;
 - a facility that generates electricity from fuel cells that use hydrogen from renewable energy sources or natural gas (subject to additional conditions);
 - or be a facility that generates electricity using renewable energy.
 - natural gas applications must also benefit a community that:
 - Has a population of 10,000 or less, and
 - does not have economically viable renewable energy resources it can develop.

ELIGIBLE APPLICANTS INCLUDE:

- electric utility holding a certificate of public convenience and necessity (CPCN);
- independent power producer;
- local government;
- or, or other governmental utility, including a tribal council and housing authority.



REF Evaluation Process: Stage 1 Eligibility and Completeness

The REF evaluation process is comprised of four stages. Stage 1 is an evaluation of the applicant, project eligibility and, completeness of the application, as per 3 AAC 107.635. This portion of the evaluation process is conducted by AEA staff.

- Applicant eligibility is defined as per AS 42.45.045 (l).
 - *"electric utility holding a certificate of public convenience and necessity under AS 42.05, independent power producer, local government, or other governmental utility, including a tribal council and housing authority;"*
- Project eligibility is defined as per AS 42.45.045 (f)-(h) and is provided on the preceding page.
- Project completeness:
 - An application is complete in that the information provided is sufficiently responsive to the RFA to allow AEA to consider the application in the next stage (Stage 2) of the evaluation.
 - The application must provide a detailed description of the phase(s) of project proposed.

| STAGE 1 CRITERIA | PASS/FAIL |
|--|-----------|
| Applicant eligibility, including formal authorization and ownership, site control, and operation | PASS/FAIL |
| Project Eligibility | PASS/FAIL |
| Complete application, including Phase description(s) | PASS/FAIL |

Applications that fail to meet the requirements of Stage 1 are rejected by the Authority. Each applicant whose application is rejected is notified of the Authority's decision.



REF Evaluation Process: Stage 2 Technical and Economic Feasibility

Stage 2 is an evaluation concerning technical and economic feasibility. This portion of the evaluation process is conducted by AEA staff, Alaska Department of Natural Resources, and contracted third-party economists.

The following items are evaluated as part of the Stage 2 evaluation, as required per 3 AAC 107.645:

- Project management, development, and operations;
- Qualifications and experience of project management team, including on-going maintenance and operation;
- Technical feasibility – including but not limited to sustainable current and future availability of renewable resource, site availability and suitability, technical and environmental risks, and reasonableness of proposed energy system; and,
- Economic feasibility and benefits – including but not limited to project benefit-cost ratio, project financing plan, and other public benefits owing to the project.

All Stage 2 criteria are weighted as follows as part of the evaluation process. Applications that score below 40 points in this stage are automatically rejected by the Authority, however, those projects scoring above 40 may also be rejected as under 3 AAC 107.645(b) has the Authority to reject applications that it determines to be not technically and economically feasible, or do not provide sufficient public benefit.

| CRITERIA | CRITERIA DESCRIPTION | WEIGHT |
|----------|--|--------|
| 1 | Project management, development, and operation | 25% |
| 2 | Qualifications and experience | 20% |
| 3 | Technical feasibility | 20% |
| 4.a | Economic benefit-cost ratio | 25% |
| 4.b | Financing plan | 5% |
| 4.c | Other public benefit | 5% |



REF Evaluation Process: Stage 3 Project Ranking

Stage 3 is an evaluation concerning the ranking of eligible projects. This portion of the evaluation process is conducted by AEA staff in conjunction with solicitation from the Renewable Energy Fund Advisory Committee (REFAC) .

The following items are evaluated as part of the stage three evaluation, as required per 3 AAC 107.655-660:

- Cost of energy
- Applicant matching funds
- Project feasibility (levelized score from stage 2)
- Project readiness
- Public benefits (evaluated through stage 2 benefits)
- Sustainability
- Local Support
- Regional Balance
- Compliance

All Stage 3 criteria are weighted as follows as part of the evaluation process. The Stage 3 scoring is used to determine the ranking score.

| CRITERIA | CRITERIA DESCRIPTION | WEIGHT |
|----------|--|-----------|
| 1 | Cost of Energy | 30% |
| 2 | Matching Funds | 15% |
| 3 | Project Feasibility (levelized score from Stage 2) | 25% |
| 4 | Project Readiness | 5% |
| 5 | Public Benefits | 10% |
| 6 | Sustainability | 10% |
| 7 | Local Support | 5% |
| 8 | Regional Balance | Pass/Fail |
| 9 | Compliance | Pass/Fail |

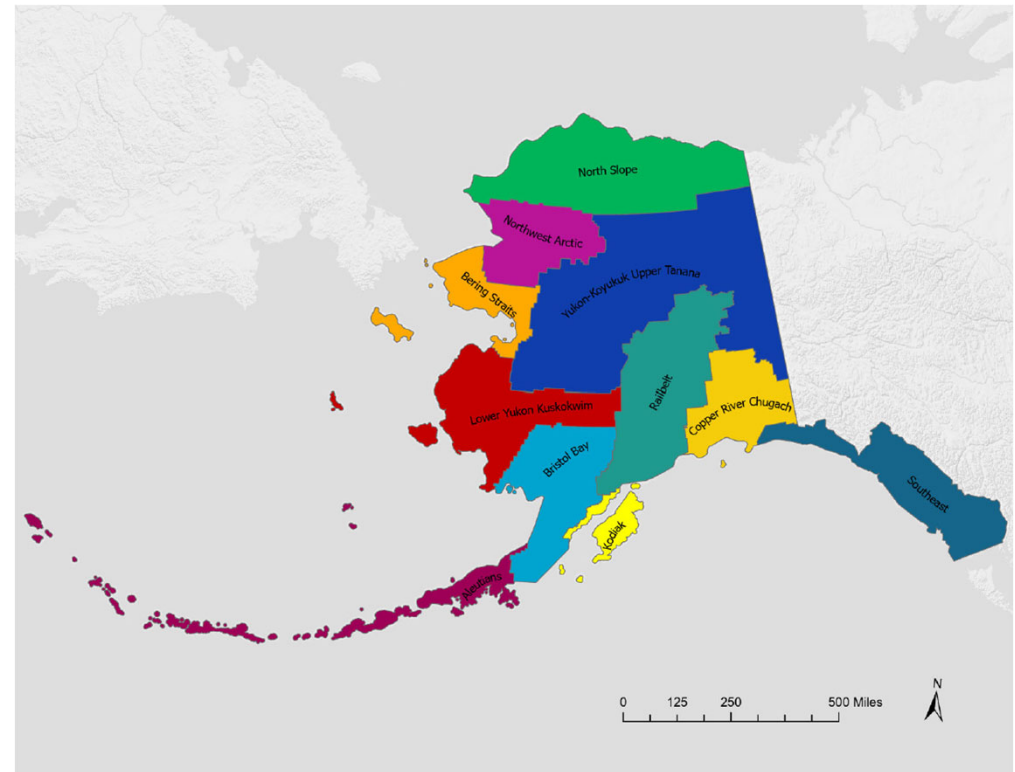


REF Evaluation Process: Stage 4 Regional Spreading CE1

Stage 4 is a final ranking of eligible projects, as required per 3 AAC 107.660, which gives "significant weight to providing a statewide balance of grant money, taking into consideration the amount of money available, number and types of projects within each region, regional rank, and statewide rank." This portion of the evaluation process is conducted by AEA staff in conjunction with solicitation from the Renewable Energy Fund Advisory Committee (REFAC).

The following items are evaluated as part of the stage four evaluation, as required per 3 AAC 107.660:

- Cost of energy burden = $[\text{HH cost of electric} + \text{HH heat cost}] \div [\text{HH income}]$



REF Evaluation Process: Stage 4 Regional Spreading

| Cumulative through Round 17 | | | | | | | | | |
|-----------------------------|--------------------------|-------------|---------------------------------|---------------------------------|--|------------------------|-------------|-----------------------------|-----------------------------|
| Energy Region | Total Round 1-17 Funding | | Cost of Power Allocation | | | | Population | | Even Split |
| | Grant Funding | % Total | Cost burden (HH cost/HH income) | Allocation cost of energy basis | Additional funding needed to reach 50% | % of target allocation | % Total | Allocation per capita basis | Allocation per region basis |
| Aleutians | \$18,424,940 | 6% | 14.05% | \$25,358,712 | (\$5,745,584) | 73% | 1% | \$3,514,229 | \$27,996,444 |
| Bering Straits | \$23,486,724 | 8% | 17.57% | \$31,702,782 | (\$7,635,332) | 74% | 1% | \$3,731,789 | \$27,996,444 |
| Bristol Bay | \$20,728,171 | 7% | 18.59% | \$33,543,361 | (\$3,956,491) | 62% | 1% | \$2,717,790 | \$27,996,444 |
| Copper River/Chugach | \$28,047,612 | 9% | 9.45% | \$17,063,340 | (\$19,515,942) | 164% | 1% | \$3,765,916 | \$27,996,444 |
| Kodiak | \$16,659,519 | 5% | 12.49% | \$22,542,437 | (\$5,388,300) | 74% | 2% | \$5,558,437 | \$27,996,444 |
| Lower Yukon-Kuskokwim | \$41,071,051 | 13% | 24.37% | \$43,980,281 | (\$19,080,911) | 93% | 4% | \$10,779,017 | \$27,996,444 |
| North Slope | \$1,251,859 | 0% | 3.44% | \$6,205,573 | \$1,850,927 | 20% | 1% | \$3,865,737 | \$27,996,444 |
| Northwest Arctic | \$32,841,133 | 11% | 19.25% | \$34,748,549 | (\$15,466,859) | 95% | 1% | \$3,016,401 | \$27,996,444 |
| Railbelt | \$36,449,299 | 12% | 5.80% | \$10,471,779 | (\$31,213,410) | 348% | 78% | \$241,095,398 | \$27,996,444 |
| Southeast | \$67,022,738 | 22% | 8.65% | \$15,607,458 | (\$59,219,009) | 429% | 9% | \$27,362,185 | \$27,996,444 |
| Yukon-Koyukuk/Upper Tanana | \$20,941,945 | 7% | 36.98% | \$66,736,608 | \$12,426,359 | 31% | 1% | \$2,553,980 | \$27,996,444 |
| Statewide | \$1,035,888 | 0% | 0.00% | | | | | | |
| TOTAL | \$307,960,880 | 100% | | \$307,960,880 | | | 100% | \$307,960,880 | \$307,960,880 |



REF Funding Limits

REF Round XVI Grant Funding Limits

| Phase | Low Energy Cost Areas* | High Energy Cost Areas** |
|--|--|--|
| Total Project Grant Limit | \$2 Million | \$4 Million |
| Phase I: Reconnaissance Phase II: Feasibility and Conceptual Design | The per <u>project</u> total of Phase I and II is limited to 20% of anticipated construction cost (Phase IV), not to exceed \$2 Million. | |
| Phase III: Final Design and Permitting | 20% of anticipated construction cost (Phase IV), and counting against the total construction grant limit below. | |
| Phase IV: Construction and Commissioning | \$2 Million per project, including final design and permitting (Phase III) costs, above. | \$4 Million per project, including final design and permitting (Phase III) costs, above. |

Exceptions

Biofuel projects Biofuel projects where the applicant does not intend to generate electricity or heat for sale to the public are limited to reconnaissance and feasibility phases only at the limits expressed above. Biofuel is a solid, liquid or gaseous fuel produced from biomass, excluding fossil fuels.

Geothermal projects The per-project total of Phase I and II for geothermal projects is limited to 20% of anticipated construction costs (Phase IV), not to exceed \$2 million /\$4 million (low/high cost areas). Any amount above the usual \$2 million cap spent on these two phases combined shall reduce the total Phase III and IV grant limit by the same amount, thereby keeping the same total grant dollar cap as all other projects. This exception recognizes the typically increased cost of the feasibility stage due to test well drilling.

REF Round XVIII funding limits are governed by the requested phase(s) in the application and the technology type applied.

Low vs High Cost Energy Areas:

- ***Low Energy Cost Areas** are defined as communities connected to the Railbelt electrical grid or with a residential retail electric rate of below \$0.20 per kWh, before Power Cost Equalization (PCE) reimbursement is applied. For heat projects, low energy cost areas are communities with natural gas available as a heating fuel to at least 50% of residences, or availability expected by the time the proposed project is constructed.
- ****High Energy Cost Areas** are defined as communities with a residential retail electric rate of \$0.20 per kWh or higher, before PCE funding is applied. For heat projects, high energy cost areas are communities that do not have natural gas available as a heating fuel.



REFAC Roles

Statutes (AS 42.45.045)

- AEA “in consultation with the advisory committee...develop a methodology for determining the order of projects that may receive assistance....”
- AEA “shall, at least once each year, solicit from the advisory committee funding recommendations for all grants.”

Regulations (3 AAC 107.660)

(a) To establish a statewide balance of recommended projects, the authority will provide to the advisory committee established in AS 42.45.045 (i) a statewide and regional ranking of all applications recommended for grants.

(b) In consultation with the advisory committee established in AS 42.45.045 (i), the authority will

- (1) make a final prioritized list of all recommended projects, giving significant weight to providing a statewide balance of grant money, and taking into consideration the amount of money that may be available, number and types of projects within each region, regional rank, and statewide rank



REF Rounds 18 Timeline



July 14, 2025

Request for Application Posted



September 12, 2025

Application Submission Deadline



December 2025

AEA's Evaluation of Applications Complete



January 6, 2026

Meeting with Renewable Energy Fund Advisory Committee (REFAC)



January 19, 2026

AEA Provides Recommendations Approved by REFAC to Legislature



July 1, 2026

If Capital Funds Are Appropriated by Legislature, and approved by the Governor, Issuance of Grant Agreements Can Begin

Proposed REF Capitalization for FY2026 / Round XVIII

All monies appropriated for funding recommended REF projects, as provided for in the respective fiscal year's capital budget is at the full discretion of the legislative appropriations process

The State of Alaska appropriated \$6.3 million in the FY2026 capital budget, funding the six top-ranked projects, as recommended in REF Round 17.

The current list of 29 recommended projects yields a total grant request of \$41.2 million. In the FY2027 proposed capital budget, in consideration of the tight fiscal position facing the State, no "placeholder" budget line was provided for REF projects. The absence of such a REF line item is not without precedent. In prior lean budget years, such as FY2020 and FY2021, and as noted in the table to the right, no funding was appropriated in support of REF projects.

For FY2027, funding in support of the Round 18 recommended REF projects, would require the Legislature to add such additional funds to the FY2027 capital budget.

The table to the right indicates historical REF program funding from the inception of the REF program to the most recent FY2026 (Round 17) appropriation.

CE1

| Legislative Appropriation | Fiscal Year |
|-------------------------------|-------------------------------|
| \$ 100,001,000 | FY2008 |
| \$ 25,000,000 | FY2009 |
| \$ 25,000,000 | FY2010 |
| \$ 36,620,231 | FY2011 |
| \$ 25,870,659 | FY2012 |
| \$ 25,000,000 | FY2013 |
| \$ 22,843,900 | FY2014 |
| \$ 11,512,659 | FY2015 |
| \$ - | FY2016 |
| \$ - | FY2017 |
| \$ (3,156,000) | FY2018 - RPSU Reappropriation |
| \$ 11,000,000 | FY2019 |
| \$ - | FY2020 |
| \$ - | FY2021 |
| \$ 4,750,973 | FY2022 |
| \$ 15,000,000 | FY2023 |
| \$ 17,052,000 | FY2024 |
| \$ 10,521,836 | FY2025 |
| \$ 6,315,507 | FY2026 |
| TOTAL (excl. operating | |
| \$ 333,332,765 | appropriation) |

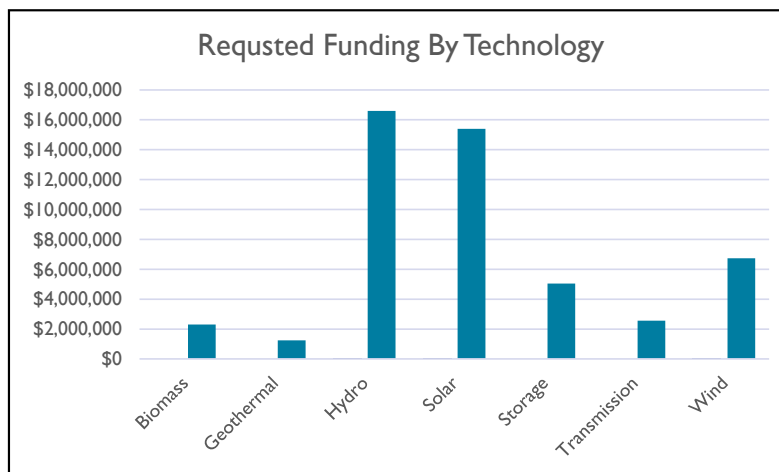
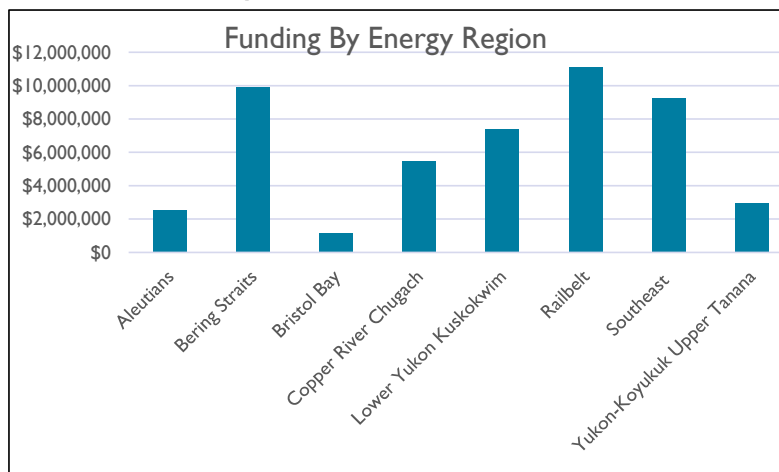


Round XVIII – Received Applications Summary

AEA received 34 applications with a total grant request of \$54.3 million. One application was submitted past the deadline; with another application being a duplicate submission, reducing the total grant request to \$50 million for the remaining 32 applications.

| Applications by Energy Region | No. of Applications | REF Funds Requested |
|-------------------------------|---------------------|----------------------|
| Aleutians | 1 | \$ 2,560,000 |
| Bering Straits | 4 | \$ 9,930,541 |
| Bristol Bay | 2 | \$ 1,162,800 |
| Copper River Chugach | 2 | \$ 5,490,136 |
| Lower Yukon-Kuskokwim | 7 | \$ 7,389,670 |
| Railbelt | 10 | \$ 11,131,111 |
| Southeast | 5 | \$ 9,289,000 |
| Yukon-Koyukuk Tanana | 1 | \$ 2,953,085 |
| Total | 32 | \$ 49,906,343 |

| Applications by Technology | No. of Applications | REF Funds Requested |
|----------------------------|---------------------|----------------------|
| Biomass | 2 | \$ 2,312,800 |
| Geothermal | 1 | \$ 1,248,029 |
| Hydro | 9 | \$ 16,593,578 |
| Hydrokinetic | 1 | \$ 15,399,414 |
| Solar | 6 | \$ 5,049,095 |
| Storage | 5 | \$ 2,560,000 |
| Wind | 8 | \$ 6,743,427 |
| Total | 32 | \$ 49,906,343 |



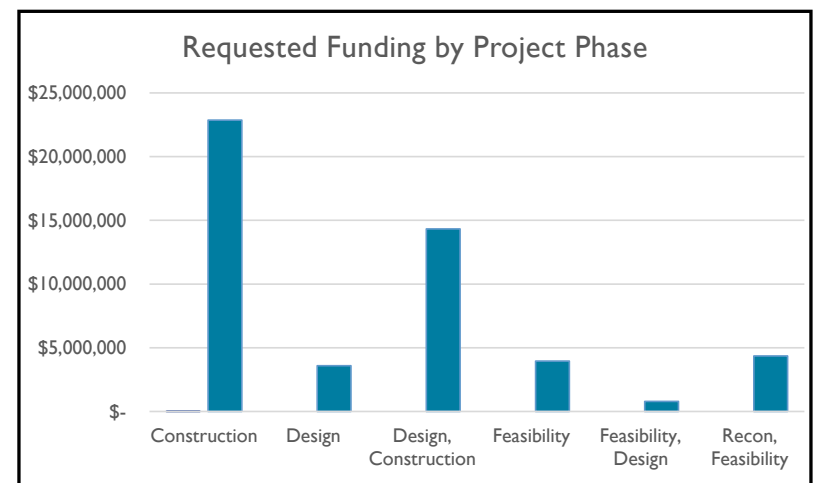
Round XVIII – Received Applications Summary

The table to the right indicates the number of applications received by requested phase, along with the corresponding grant request totals. Per the current RFA, there are four phases, listed below in chronological order, for which an applicant may request funding:

- (1) Reconnaissance
- (2) Feasibility and Conceptual Design
- (3) Final Design and Permitting
- (4) Construction

Several applications received in Round 18 requested funding for more than one phase.

| Applications by Project Phase | No. of Applications | REF Funds Requested | CE1 |
|-------------------------------|---------------------|----------------------|-----|
| Construction | 13 | \$ 22,865,611 | |
| Design | 4 | \$ 3,595,041 | |
| Design, Construction | 6 | \$ 14,319,574 | |
| Feasibility | 5 | \$ 3,961,165 | |
| Feasibility, Design | 1 | \$ 797,510 | |
| Reconnaissance, Feasibility | 3 | \$ 4,367,442 | |
| Total | 32 | \$ 49,906,343 | |



Stages 1 and 2 Review: Non-Recommended Applications Summary

In AEA's Stage 1 evaluation, as per 3 AAC 107.635, it was determined that one application was ineligible and was rejected. This application was submitted after the published deadline. The applicant was notified of the rejection, and no appeal was received.

In AEA's Stage 2 evaluation pertaining to technical and economic feasibility, as per 3 AAC 107.645, four applications received scores below 40 points and were not recommended for further consideration. Two applicants appealed their rejections as per 3 AAC 107.650 – "Requests for reconsideration". Upon AEA's due consideration and review of the appeals, both rejections were upheld, and final written notices were issued to the applicants.

With an initial receipt of 34 applications and 4 applications rejected during the Stage 1 and 2 reviews, and one application being withdrawn at the request of the applicant, there remain 29 applications recommended in REF Round 18.

In total, Stage 1 and Stage 2 rejections resulted in a decrease of \$4.4 million and \$1.7 million, respectively. Total grant funds requested have been further reduced by \$2.5 million due to two applications being recommended for partial funding, owing to various reasons as noted later in the presentation. The 29 recommended applications remaining yield a total grant request of \$41.1 million in grant funds requested.



Stage 1 Non-Recommended Applications

Below are the two applications rejected during the Stage 1 evaluation:

| Application Number | Applicant | Application Name | Technology | Phase | Community | Funds Requested | Election District | Rejection Reason |
|--------------------|--|---|------------|----------------------|----------------------|-----------------|-------------------|---|
| 18031 | Cordova Electric Cooperative, Inc. (CEC) | Humpback Creek Storage and Upgrade Project | Hydro | Design, Construction | Copper River/Chugach | \$4,000,000 | 5-C | Application exceeded the grant funding project limits |
| 18035 | Alaska Renewables LLC | Distributed Solar Resource Analytics: Ground-Truth Solar Observations | Solar | Reconnaissance | Railbelt | \$350,000 | various | Application was submitted after the deadline as stated in the Request for Applications. |



Stage 2 Non-Recommended Applications

Below are the two applications that were rejected during the Stage 2 evaluation:

| Application Number | Applicant | Application Name | Technology | Phase | Community | Funds Requested | Election District | Rejection Reason |
|--------------------|---|---|----------------|----------------------|-------------|-----------------|-------------------|---|
| 18011 | Pedro Bay Village Council (PBVC) | Knutson Creek Hydro Project - Geotechnical Investigations | Hydro | Design, Construction | Bristol Bay | \$850,000 | 37-S | The application lacked sufficient technical and financial detail relative to other proposals and did not have a favorable Benefit/Cost ratio. |
| 18029 | City Of Tenakee Springs DBA Tenakee Springs Electric Department | Indian River Hydroelectric Project Construction (Phase 4) | Hydro | Construction | Southeast | \$809,000 | 2-A | The application lacked sufficient technical and financial detail relative to other proposals and did not have a favorable Benefit/Cost ratio. |
| 18017 | Cordova Electric Cooperative, Inc. (CEC) | Crater Lake Power and Water Project | Hydro, Storage | Design, Construction | Cordova | \$4,000,000 | 5-C | The applicant withdrew the application. |



Stage 2 – Non-Recommended Application Reasoning

| App. # | Project | Funds Requested | Non-Recommendation Reasoning |
|--------|---|-----------------|---|
| 18011 | Knutson Creek Hydro Project - Geotechnical Investigations | \$850,000 | <p>The project did not meet the minimum threshold of 40 points required under Section 4 of the REF Round 18 RFA to advance to Stage 3. Key factors identified during AEA's evaluation included:</p> <ul style="list-style-type: none"> • The benefit–cost ratio was determined to be below 0.9. • The application demonstrated fewer competitive merits in the technical and economic criteria relative to other submissions. |
| 18029 | Indian River Hydroelectric Project Construction (Phase 4) | \$809,000 | <p>The project did not meet the minimum threshold of 40 points required under Section 4 of the REF Round 18 RFA to advance to Stage 3. Key factors identified during AEA's evaluation included:</p> <ul style="list-style-type: none"> • The benefit–cost ratio was determined to be below 0.9. • The application demonstrated fewer competitive merits in the technical and economic criteria relative to other submissions. |
| 18017 | Crater Lake Power and Water Project | \$4,000,000 | The applicant withdrew the application. |



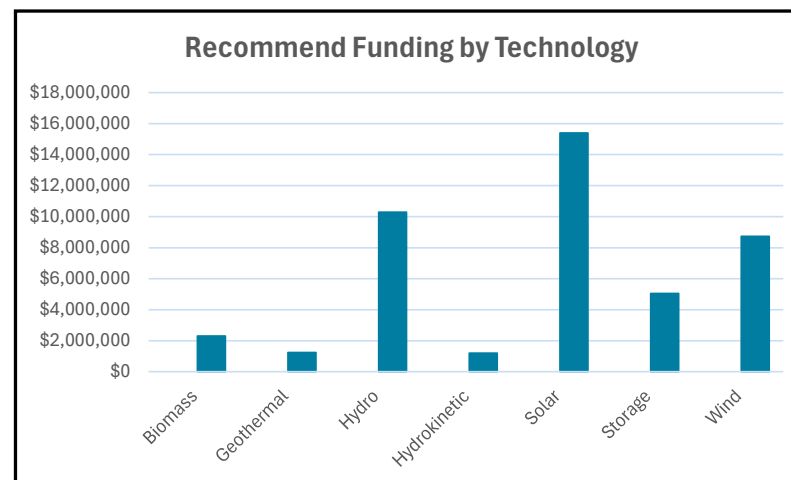
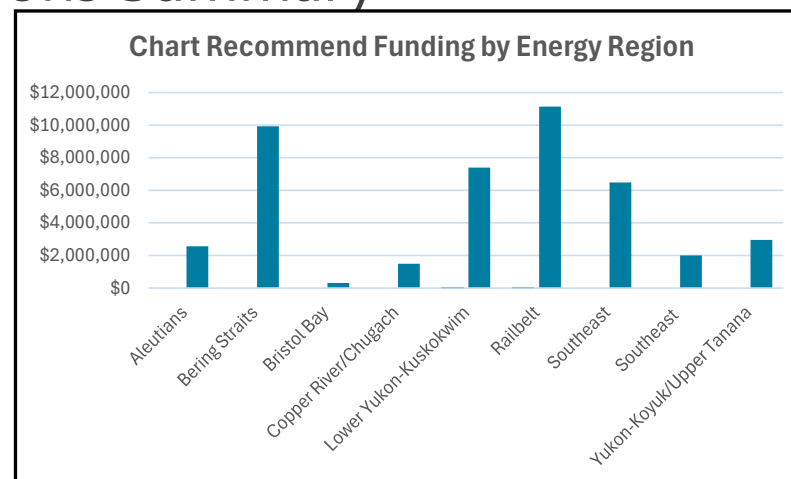
Round XVIII – Recommended Applications Summary

There are 29 recommended applications, totaling a recommended request of \$41 million.

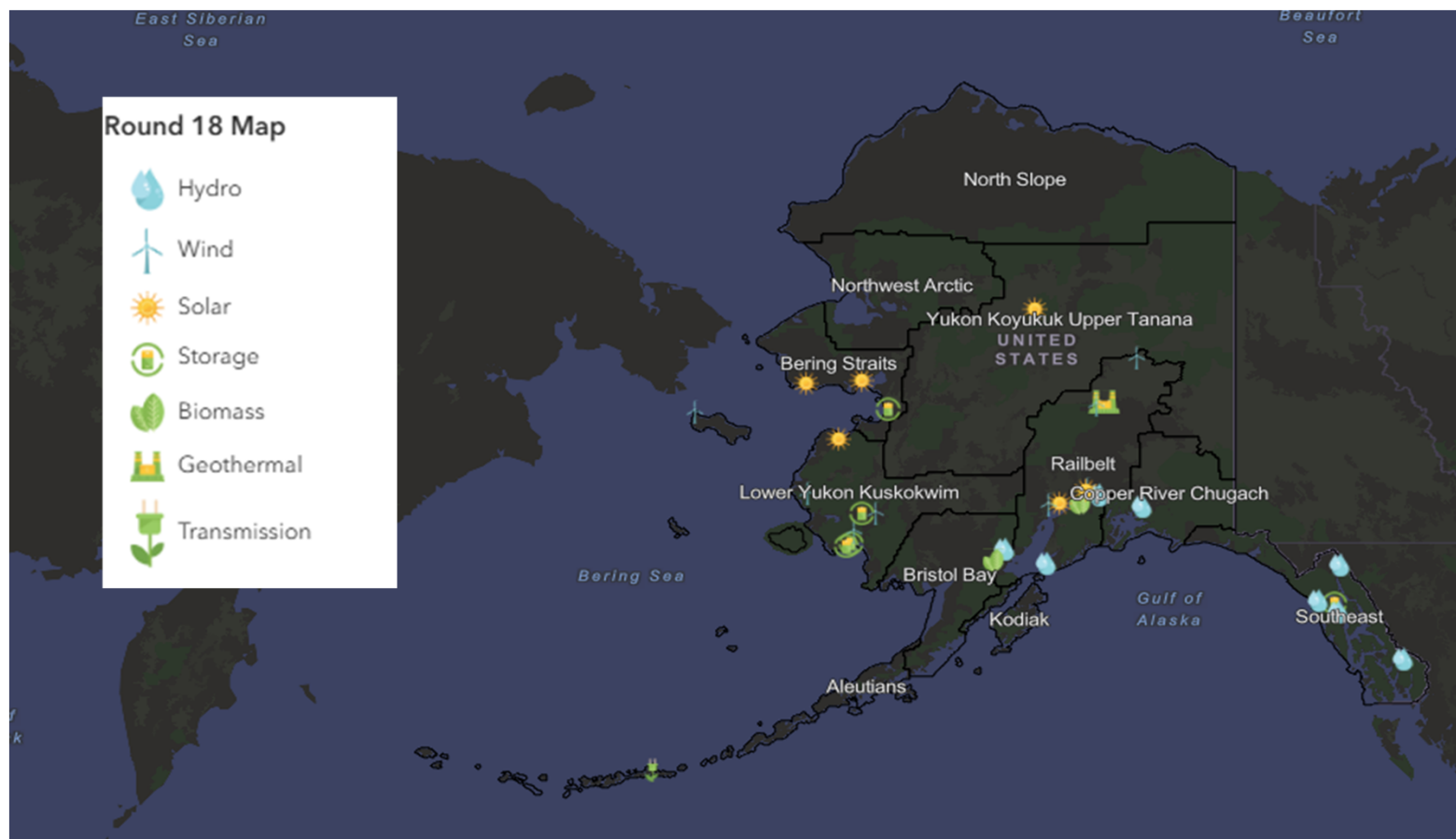
CE1

| Applications by Energy Region | No. of Applications | REF Funds Requested |
|-------------------------------|---------------------|----------------------|
| Aleutians | 1 | \$ 2,560,000 |
| Bering Straits | 4 | \$ 9,930,541 |
| Bristol Bay | 1 | \$ 312,800 |
| Copper River Chugach | 1 | \$ 1,490,136 |
| Lower Yukon-Kuskokwim | 7 | \$ 7,389,670 |
| Railbelt | 10 | \$ 10,047,819 |
| Southeast | 4 | \$ 6,480,000 |
| Yukon-Koyukuk Tanana | 1 | \$ 2,953,085 |
| Total | 29 | \$ 41,164,051 |

| Applications by Technology | No. of Applications | REF Funds Requested |
|----------------------------|---------------------|----------------------|
| Biomass | 2 | \$ 2,312,800 |
| Geothermal | 1 | \$ 1,248,029 |
| Hydro | 6 | \$ 8,292,136 |
| Hydrokinetic | 1 | \$ 707,050 |
| Solar | 6 | \$ 15,399,414 |
| Storage | 5 | \$ 5,049,095 |
| Wind | 8 | \$ 8,155,527 |
| Total | 29 | \$ 41,164,051 |



Round XVIII Geographical Distribution of Recommended Applications



AEA Recommended Applications Overview: #1-7

| Recommended Projects | | | | | | | | | | | Recommendation | | | | | |
|----------------------|---|--|----------------------|--------------------------|-------------------|-----------------------------|--|-----------------------|----------------|---------------|----------------------|----------|------------|-------------|---------------|----------------|
| App. # | Applicant | Project Title | Phase | Energy Region | Election District | Technology | Community | Grant Funds Requested | Matching Funds | Stage 3 Score | Benefit / Cost Ratio | HEC | State Rank | Region Rank | Funding Level | Funding Amount |
| 18012 | Kokhanok Village Council | Kokhanok Community Center Biomass Heating Project | Design, Construction | Bristol Bay | S-37 | Biomass | Kokhanok | \$312,800 | \$63,200 | 89 | 1.43 | \$13,491 | 1 | 1 | Full SP | \$312,800 |
| 18005 | Southeast Alaska Power Agency (SEAPA) | SEAPA Grid Resiliency (Tye Hydro Upgrade) | Construction | Southeast | A-1 | Hydro | Petersburg, Ketchikan, Wrangell | \$4,000,000 | \$18,592,510 | 88 | 7.56 | \$6,251 | 2 | 1 | Partial | \$2,000,000 |
| 18027 | Allakaket Village Council | Allakaket Village Community Solar and Battery IPP | Design, Construction | Yukon-Koyuk/Upper Tanana | R-36 | Solar, Storage, Natural Gas | Allakaket, Alatna | \$2,953,085 | \$433,291 | 80 | 0.69 | \$16,319 | 3 | 1 | Full | \$2,953,085 |
| 18001 | Goat Lake Hydro, Inc. | Goat Lake Hydro Reservoir Expansion - Construction | Construction | Southeast | B-3 | Hydro | Haines, Skagway, Dyea, Klukwan, Chilkat Valley | \$2,000,000 | \$250,000 | 78 | 6.32 | \$9,430 | 4 | 2 | Full SP | \$2,000,000 |
| 18016 | Puvurraq Power Company | 500kwh BESS + Installation, Integration, including upgraded controls | Construction | Lower Yukon-Kuskokwim | S-38 | Storage | Kongiganak | \$596,000 | \$152,000 | 76 | 1.24 | \$10,283 | 6 | 1 | Full SP | \$596,000 |
| 18008 | Alaska Village Electric Cooperative, Inc. | Gambell Battery Energy Storage System Project | Construction | Bering Straits | T-39 | Wind | Gambell | \$1,932,516 | \$214,724 | 75 | 0.32 | \$11,548 | 7 | 1 | Full | \$1,932,516 |
| 18024 | Native Village of Elim | Elim Community Solar Project | Design, Construction | Bering Straits | T-39 | Solar, Storage | Elim | \$2,987,430 | \$529,455 | 74 | 0.42 | \$10,721 | 8 | 2 | Full SP | \$2,987,430 |

Please see related summary report for details concerning the evaluation and description of the individual applications.



AEA Recommended Applications Overview: #8-13

| Recommended Projects | | | | | | | | | | | Recommendation | | | | | |
|----------------------|--|---|----------------------|-----------------------|--------------------------|---------------------|-------------|-----------------------|----------------|---------------|----------------------|----------|------------|-------------|---------------|----------------|
| App. # | Applicant | Project Title | Phase | Energy Region | Election District | Technology | Community | Grant Funds Requested | Matching Funds | Stage 3 Score | Benefit / Cost Ratio | HEC | State Rank | Region Rank | Funding Level | Funding Amount |
| 18022 | Tuntutuliak Community Services Association | Tuntutuliak Turbine Repair & Upgrades | Construction | Lower Yukon-Kuskokwim | S-38 | Wind, Storage | Tuntutuliak | \$565,000 | \$33,000 | 74 | 5.8 | \$10,821 | 9 | 2 | Full | \$565,000 |
| 18033 | Alaska Renewables LLC | Healy Volcanic Region Geothermal: Collaborative Data Collection and Subsurface Exploration | Feasibility | Railbelt | O-30 | Geothermal, Storage | Railbelt | \$1,248,029 | \$4,992,116 | 73 | 2.44 | \$6,168 | 10 | 1 | Full | \$1,248,029 |
| 18010 | Nome Joint Utility System | NJUS Solar- Nome Banner Ridge Solar Farm | Construction | Bering Straits | T-39 | Solar | Nome | \$3,950,000 | \$50,000 | 73 | 1.39 | \$9,141 | 11 | 3 | Full | \$3,950,000 |
| 18006 | Unalakleet Valley Electric Cooperative Inc. (UVEC) | Unalakleet Battery Energy Storage System (BESS) Project | Construction | Bering Straits | T-39 | Storage | Unalakleet | \$1,060,595 | \$454,540 | 72 | 0.5 | \$9,494 | 12 | 4 | Full | \$1,060,595 |
| 18013 | Solid Waste Services, Municipality of Anchorage | Anchorage Waste-to-Energy Facility Reconnaissance, Feasibility, Conceptual Design, and Permitting | Recon, Feasibility | Railbelt | Anchorage (Municipality) | Biomass | Railbelt | \$2,000,000 | \$5,950,000 | 71 | 0.79 | \$6,168 | 13 | 2 | Full SP | \$2,000,000 |
| 18020 | Kognikilnomuit Yuita Corporation | Kotlik Solar Battery Project | Design, Construction | Lower Yukon-Kuskokwim | T-39 | Solar, Storage | Kotlik | \$3,216,259 | \$745,801 | 71 | 0.48 | \$11,083 | 14 | 3 | Full | \$3,216,259 |

Please see related summary report for details concerning the evaluation and description of the individual applications.



AEA Recommended Applications Overview: #14-20

| Recommended Projects | | | | | | | | | | | | | Recommendation | | | |
|----------------------|--|---|--------------|-----------------------|----------------------------------|-----------------------------|--|-----------------------|----------------|---------------|----------------------|----------|----------------|-------------|---------------|----------------|
| App. # | Applicant | Project Title | Phase | Energy Region | Election District | Technology | Community | Grant Funds Requested | Matching Funds | Stage 3 Score | Benefit / Cost Ratio | HEC | State Rank | Region Rank | Funding Level | Funding Amount |
| 18009 | Native Village of Atka | Atka Hydrogen Power Project | Construction | Aleutians | S-37 | Hydro, Storage | Atka | \$2,560,000 | \$4,060,000 | 70 | 0.18 | \$10,896 | 15 | 1 | Full SP | \$2,560,000 |
| 18034 | Walker Dome Wind LLC | Walker Dome Wind Final Design and Permitting | Design | Railbelt | O-30 | Wind, Transmission, Storage | Railbelt | \$2,000,000 | \$8,000,000 | 70 | 1.81 | \$6,168 | 16 | 3 | Full | \$2,000,000 |
| 18025 | Kwig Power Company | 500kwh BESS + Installation, Integration, including upgraded controls. | Construction | Lower Yukon-Kuskokwim | S-38 | Storage | Kwigillingok | \$598,000 | \$153,000 | 68 | 0.65 | \$11,195 | 17 | 4 | Full | \$598,000 |
| 18021 | Copper Valley Electric Association, Inc. | Solomon Gulch Hydroelectric Facility Pool Raise | Feasibility | Copper River/Chugach | O-29; R-36 | Hydro | Valdez District, Copper River Basin District | \$1,490,136 | \$300,000 | 66 | 1.06 | \$6,682 | 18 | 2 | Full | \$1,490,136 |
| 18018 | Chugach Electric Association Inc. | Beluga Solar Array | Construction | Railbelt | Anchorage (Municipality) | Solar | CEA Serving Area | \$2,000,000 | \$24,534,000 | 66 | 0.77 | \$3,887 | 19 | 4 | Full | \$2,000,000 |
| 18030 | Elfin Cove Utility Commission | Elfin Cove Hydro Final Permitting and Design | Design | Southeast | A-2 | Hydro, Storage | Elfin Cove | \$130,000 | \$32,500 | 63 | 0.57 | \$9,402 | 20 | 3 | Full SP | \$130,000 |
| 18002 | Matanuska Electric Association | Hunter Creek Hydro Electric Feasibility Study Project | Recon | Railbelt | Matanuska-Susitna Borough Region | Hydro | Mat-Su Region | \$112,000 | \$48,000 | 59.88 | 1.05 | \$3,170 | 21 | 5 | Full SP | \$112,000 |

Please see related summary report for details concerning the evaluation and description of the individual applications.



AEA Recommended Applications Overview: #21-25

| Recommended Projects | | | | | | | | | | | | | Recommendation | | | |
|----------------------|-------------------------------------|--|--------------------|-----------------------|-------------------|-----------------------------|---|-----------------------|----------------|---------------|----------------------|----------|----------------|-------------|---------------|----------------|
| App. # | Applicant | Project Title | Phase | Energy Region | Election District | Technology | Community | Grant Funds Requested | Matching Funds | Stage 3 Score | Benefit / Cost Ratio | HEC | State Rank | Region Rank | Funding Level | Funding Amount |
| 18014 | The Native Village of Scammon Bay | Wind Power in Scammon Bay | Design | Lower Yukon-Kuskokwim | T-39 | Wind | Scammon Bay | \$1,172,401 | \$0 | 58 | 0.61 | \$11,482 | 22 | 5 | Full | \$1,172,401 |
| 18032 | Chatanika Wind LLC | Chatanika Wind Feasibility and Conceptual Design | Feasibility | Railbelt | R-36 | Wind, Transmission, Storage | Railbelt | \$583,000 | \$80,000 | 56 | 1.62 | \$6,168 | 23 | 6 | Full | \$583,000 |
| 18028 | Chugachmiut | Kenai Peninsula Energy Strategy Planning Project | Recon, Feasibility | Railbelt | C-6 | Hydrokinetic | Seldovia, Halibut Cove, Homer | \$1,202,442 | \$416,869 | 56 | 1.1 | \$8,891 | 24 | 7 | Partial SP | \$707,050 |
| 18026 | Atmautluak Tribal Utilities | ATU BESS Battery Replacement Project | Construction | Lower Yukon-Kuskokwim | S-38 | Storage | Atmautluak | \$444,500 | \$75,000 | 55 | 1.18 | \$10,059 | 25 | 6 | Full SP | \$444,500 |
| 18007 | Inside Passage Electric Cooperative | Hoonah Battery Energy Storage System (BESS) Installation Project | Construction | Southeast | A-2 | Storage | Hoonah, Kake, Chilkat Valley, Angoon, Klukwan | \$2,350,000 | \$0 | 53 | 0.53 | \$9,149 | 26 | 4 | Full | \$2,350,000 |

Please see related summary report for details concerning the evaluation and description of the individual applications.



AEA Recommended Applications Overview: #26-29

| Recommended Projects | | | | | | | | | | | Recommendation | | | | | |
|----------------------|---------------------------|---|---------------------|-----------------------|----------------------------------|------------------------------|------------------------------------|-----------------------|----------------|---------------|----------------------|----------|-------------|------------|---------------|----------------|
| App. # | Applicant | Project Title | Phase | Energy Region | Election District | Technology | Community | Grant Funds Requested | Matching Funds | Stage 3 Score | Benefit / Cost Ratio | HEC | Region Rank | State Rank | Funding Level | Funding Amount |
| 18015 | Knik Tribe | Solar in the Heart of the Railbelt | Design | Railbelt | Matanuska-Susitna Borough Region | Transmission, Solar, Storage | Knik Tribal members, Mat-Su Region | \$292,640 | \$52,720 | 52 | 0.45 | \$3,191 | 27 | 8 | Full | \$292,640 |
| 18019 | Akiachak Native Community | Akiachak Wind System Design and Integration | Feasibility, Design | Lower Yukon-Kuskokwim | S-38 | Wind, Solar, Storage | Akiachak | \$797,510 | \$25,000 | 51 | 0.74 | \$10,539 | 28 | 7 | Full SP | \$797,510 |
| 18023 | Bald Hills Wind LLC | Bald Hills Wind Feasibility and Conceptual Design | Feasibility | Railbelt | S-37 | Wind, Transmission, Storage | Railbelt | \$528,000 | \$80,000 | 48 | 0.94 | \$6,168 | 29 | 9 | Full | \$528,000 |
| 18004 | Knik Tribe | Knik Tribe Renewable Reconnaissance and Feasibility Study | Recon, Feasibility | Railbelt | Matanuska-Susitna Borough Region | Wind | Mat-Su Region | \$1,165,000 | \$180,700 | 38 | 0.18 | \$3,170 | 30 | 10 | Partial SP | \$577,100 |

Please see related summary report for details concerning the evaluation and description of the individual applications.



Round XVIII – Partial Funding Reasoning

As part of the evaluation process and pursuant to 3 AAC 170.655(b), 5 applications, as provided below, have been recommended for partial funding. Partial funding recommendations were made in full consideration of project phases applied for, application scoring, project scope eligibility, and household cost of energy.

| App. # | Project | Requested Funding | Recommended Funding | Partial Funding Reasoning |
|--------|---|-------------------|---------------------|---|
| 18005 | SEAPA Grid Resiliency (Tyee Hydro Upgrade) | \$4,000,000 | \$2,000,000 | Based on the local cost of energy, AEA staff reviewed the application to determine the appropriate funding cap in accordance with the REF Round 18 RFA. Although the application referenced the \$4 million maximum award, the project area's cost of power is below \$0.20/kWh. As a result, if the project were selected for funding, the final grant award would be required to be reduced to the \$2 million maximum specified in the RFA. |
| 18028 | Kenai Peninsula Energy Strategy Planning Project | \$1,202,442 | \$707,050 | Several proposed budget line items do not appear to align with the primary intent of the REF program, which is to support the deployment of renewable energy technology systems. The program is not intended to fund new, full-time dedicated positions, though eligible staff time for existing personnel is allowable. In addition, the proposed level of travel may not be fully aligned with an adjusted project scope, as coordination activities such as regional planning meetings could potentially be conducted more efficiently. As proposed, the dedicated Energy Program Manager salary, fringe, and associated travel costs are not aligned with the REF program goals. Planning workshops throughout the project term would be subject to AEA review of agendas, locations, and associated costs. As a result, if the project were selected for funding, the final grant award would be required to be reduced to \$707,050 from \$1,202,442 and scope items discussed here, removed. |
| 18004 | Knik Tribe Renewable Reconnaissance and Feasibility Study | \$1,165,000 | \$577,100 | The recommended funding level reflects the estimated cost to complete the Reconnaissance Phase, based on the project receiving fewer than 40 points in the Stage 3 evaluation. If selected for funding and the phase is successfully completed, the applicant would be eligible to apply for additional funding under the REF program for subsequent project phases. As a result, if the project were selected for funding, the final grant award would be reduced to \$577,100 from \$1,165,000. |



Member comments





ALASKA ENERGY AUTHORITY

813 West Northern Lights Blvd.

Anchorage, Alaska 99503

Phone: (907) 771-3000

Fax: (907) 771-3044

Toll Free (Alaska Only) 888-300-8534

