

# State of Alaska Office of Management and Budget

FY2020 Operating Budget Overview:  
Department of Corrections  
Presentation to the House Finance Subcommittee  
March 5, 2019  
Deputy Commissioner Kelly Goode  
OMB Administrative Services Director Sylvan Robb



THE STATE  
of **ALASKA**  
GOVERNOR MICHAEL J. DUNLEAVY

# DOC FY2020 Operating Budget: Core Services Alignment

**Mission: Provide Secure Confinement, Reformative Programs, and a Process of Supervised Community Reintegration to Enhance the Safety of Our Communities.**

Core Services (in priority order)	Unrestricted General (UGF)	Designated General (DGF)	Other	Federal	Total	% GF
Secure Confinement	\$ 191,981.8	\$ 2,626.8	\$ 30,823.2	\$ 11,472.0	\$ 236,903.8	82.1%
Supervised Release	\$ 48,720.3	\$ 4,915.2	\$ -	\$ 50.0	\$ 53,685.5	99.9%
Reformative Programs	\$ 20,856.0	\$ 1,000.0	\$ 1,217.3	\$ 65.0	\$ 23,138.3	94.5%
<b>FY2020 Governor's Amended</b>	<b>\$ 261,558.1</b>	<b>\$ 8,542.0</b>	<b>\$ 32,040.5</b>	<b>\$ 11,587.0</b>	<b>\$ 313,727.6</b>	<b>86.1%</b>



## **Secure Confinement**

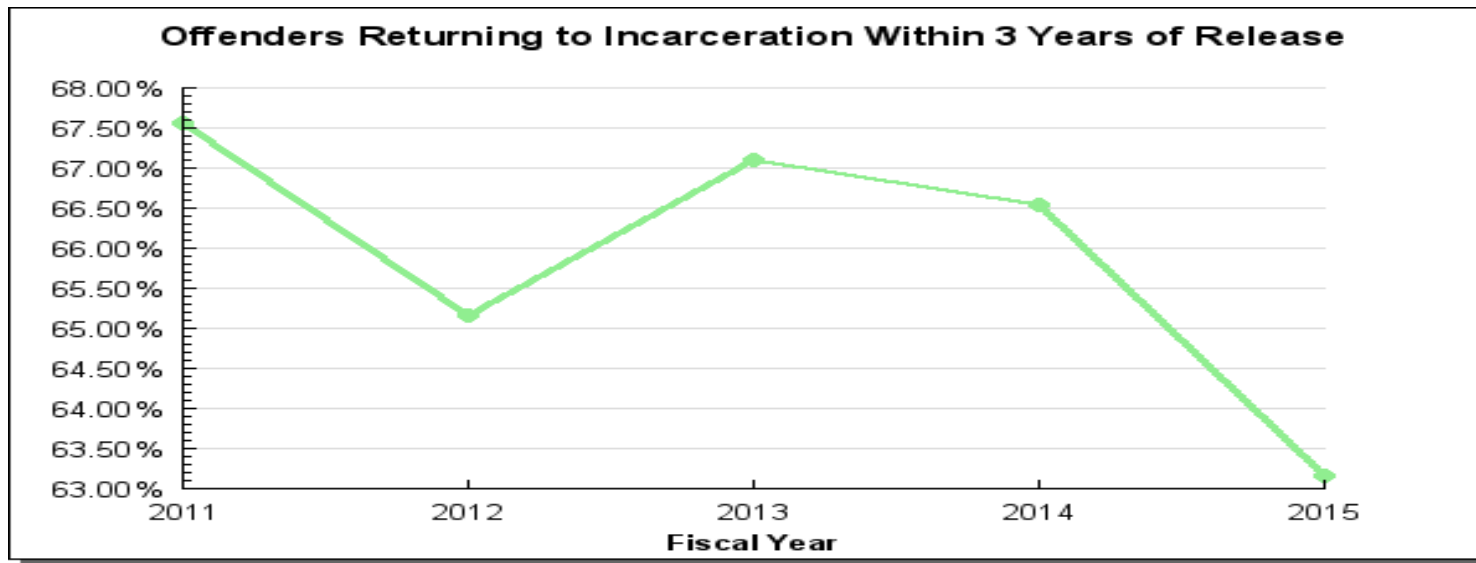
The department maintains zero escapes since 2014.

## **Supervised Release**

A well-supervised release contributes to a reduction in recidivism. The department's recidivism rate has been trending in the right direction for the last several years. The FY2015 recidivism rate of the offenders released from custody was 63.2 percent, a slight reduction from the FY2011 rate of 67.6 percent.

This rate is based on the number of convicted felony offenders released back into the community who have been re-incarcerated as a result of a new sentence (for a felony or misdemeanor), or had parole, probation revocation within three years of release.

# DOC FY2020 Operating Budget: Metrics, Outcomes, Best Practices



*Methodology: Information reported through Alaska Corrections Offender Management System (ACOMS). For this purpose, recidivism is defined as a convicted felon who is incarcerated as a result of a new sentence, including parole or probation adjudications within three years of release.*

## Offenders Returning to Incarceration Within 3 Years of Release

Fiscal Year	Offenders Discharged	Offenders Returned	Percentage Returning
FY 2015	3,899	2,463	63.17%
FY 2014	4,135	2,752	66.55%
FY 2013	4,447	2,984	67.10%
FY 2012	4,228	2,755	65.16%
FY 2011	3,973	2,684	67.56%



### Reformative Programs

The department operates a number of reformative programs including educational, vocational and pro-social educational programs. The list below is not exhaustive, but illustrative. Not all programs are offered at every facility.

**Educational programs:** adult basic education, General Education Development classes and testing

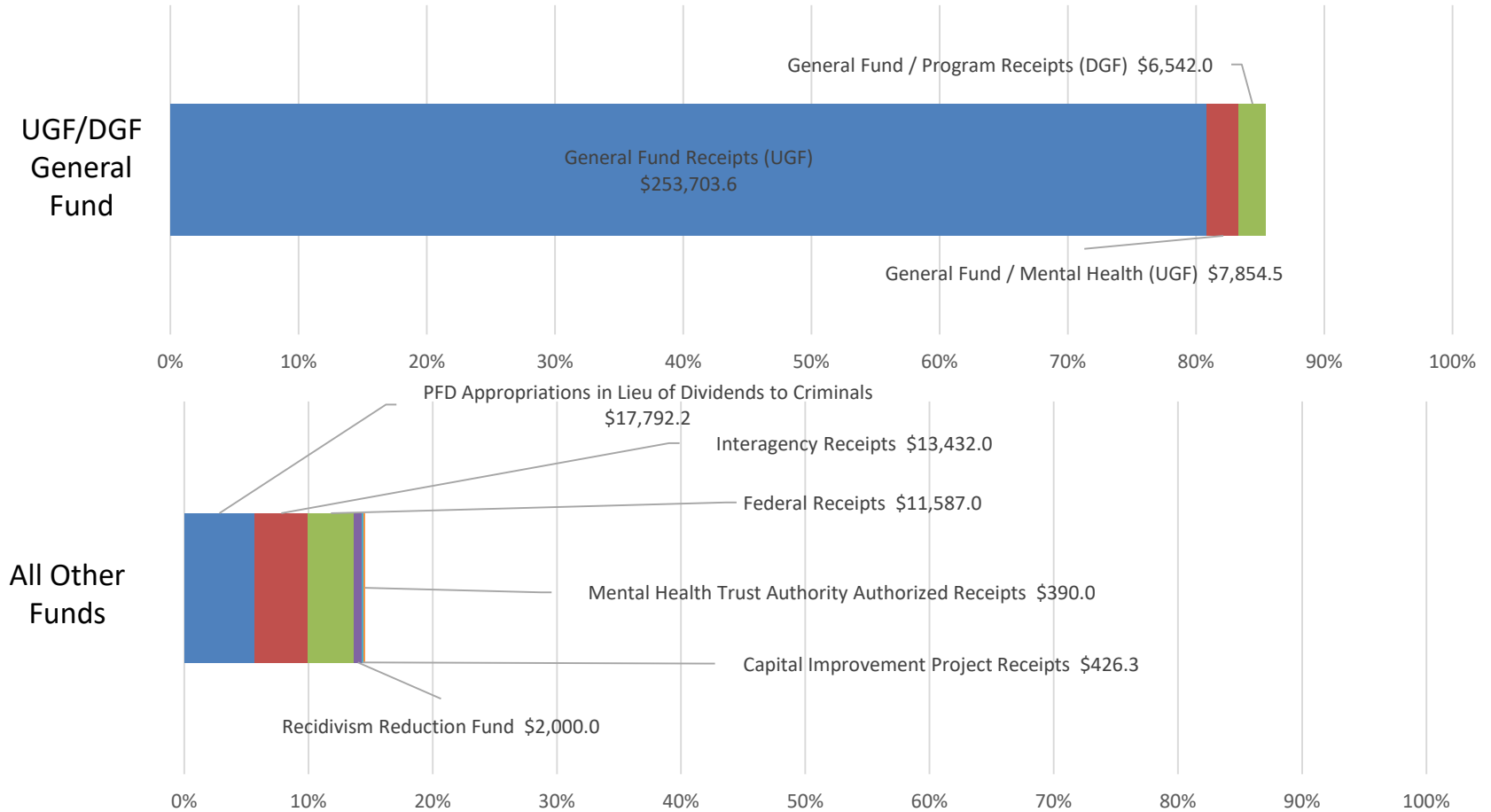
**Vocational programs:** welding, blood borne pathogens, food service worker and seafood handler's card, carpentry, maritime safety, OSHA certifications, asbestos abatement, forklift operation, ServeSafe

**Employment skills:** computer skills, motor vehicle and commercial driver's license testing preparation

**Pro-social educational programs:** re-entry programs, faith-based programs, parenting classes, anger management, sex offender treatment

**Other programs:** substance abuse treatment, domestic violence classes

# DOC FY2020 Operating Budget: Fund Source Breakdown by Fund Category



**FY2020 Governor's Amended Total: \$ 313,727.6**

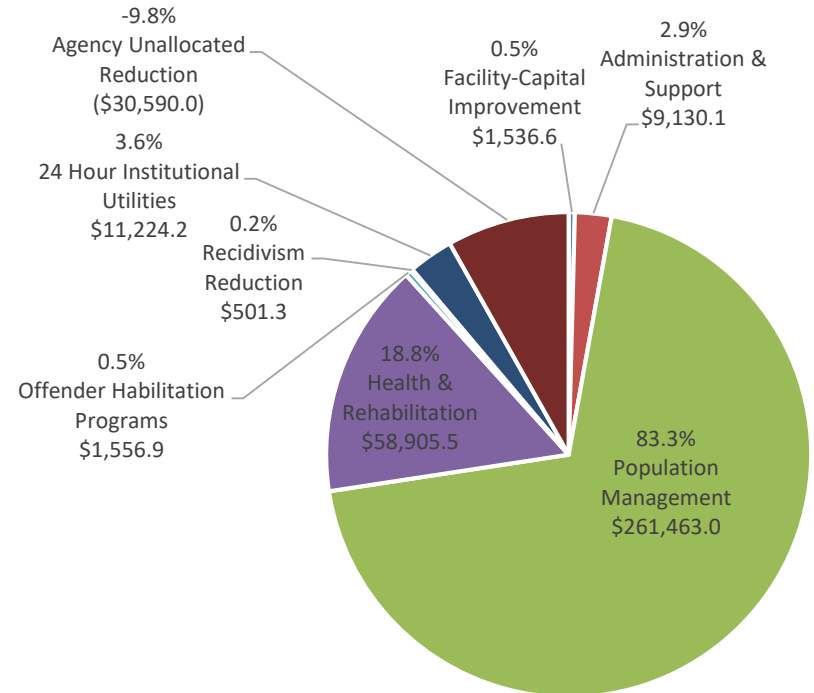
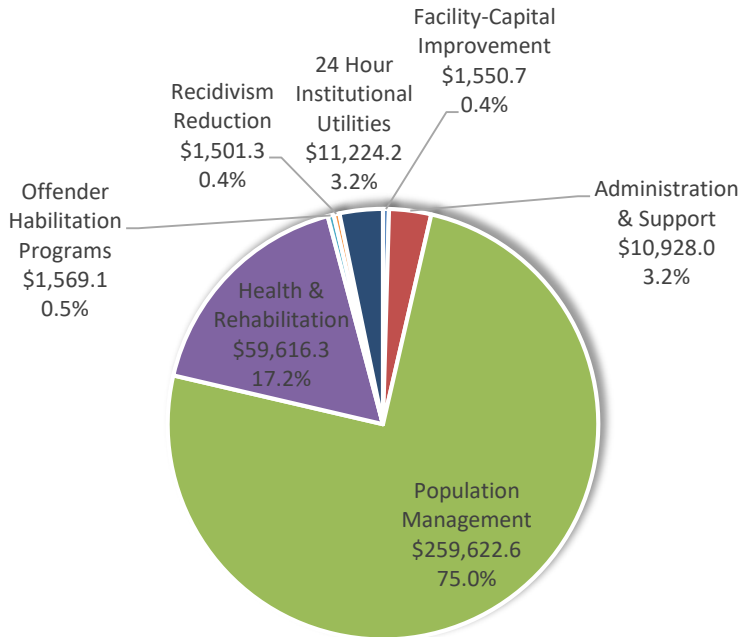


# DOC FY2020 Operating Budget: Fiscal Year Comparison

## All Funds

FY2020 Dec 14 Governor's Proposed Total:  
\$346,012.2

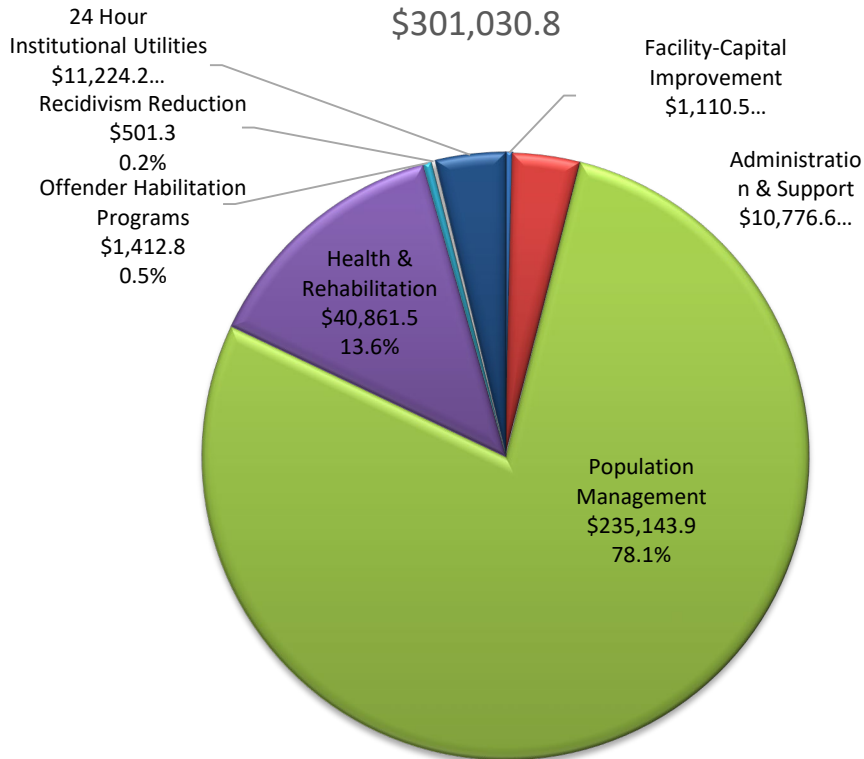
FY2020 Governor's Amended Total: \$313,727.6



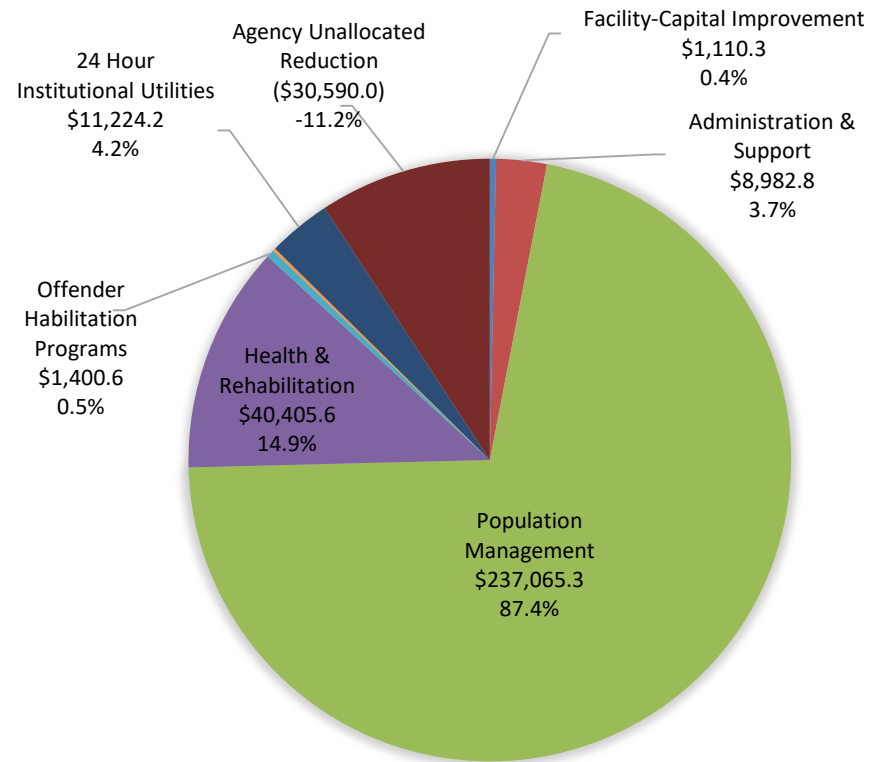
# DOC FY2020 Operating Budget: Fiscal Year Comparison

## Combined General Funds

FY2020 Dec 14 Governor's Proposed Total:  
\$301,030.8



FY2020 Governor's Amended Total: \$270,100.1





## DOC FY2020 Operating Budget: Change Summary

---

- **Efficiencies**

- Funding for video court hearings institutional staffing (\$969.6 GF and +10 positions)
- Close a sentenced wing of the Wildwood Correctional Center (-\$6,000.0 GF and -46 positions)
- Statewide Support – Executive Branch 50% travel reduction (-\$71.2 GF)

- **Outsourcing**

- Transition at least 500 inmates to out of state facilities (-\$12,802.5 GF)

- **Eliminate Duplication**

- Reduce authority due to the elimination of the Professional Conduct Unit (-\$1,199.7 GF and –5 positions)



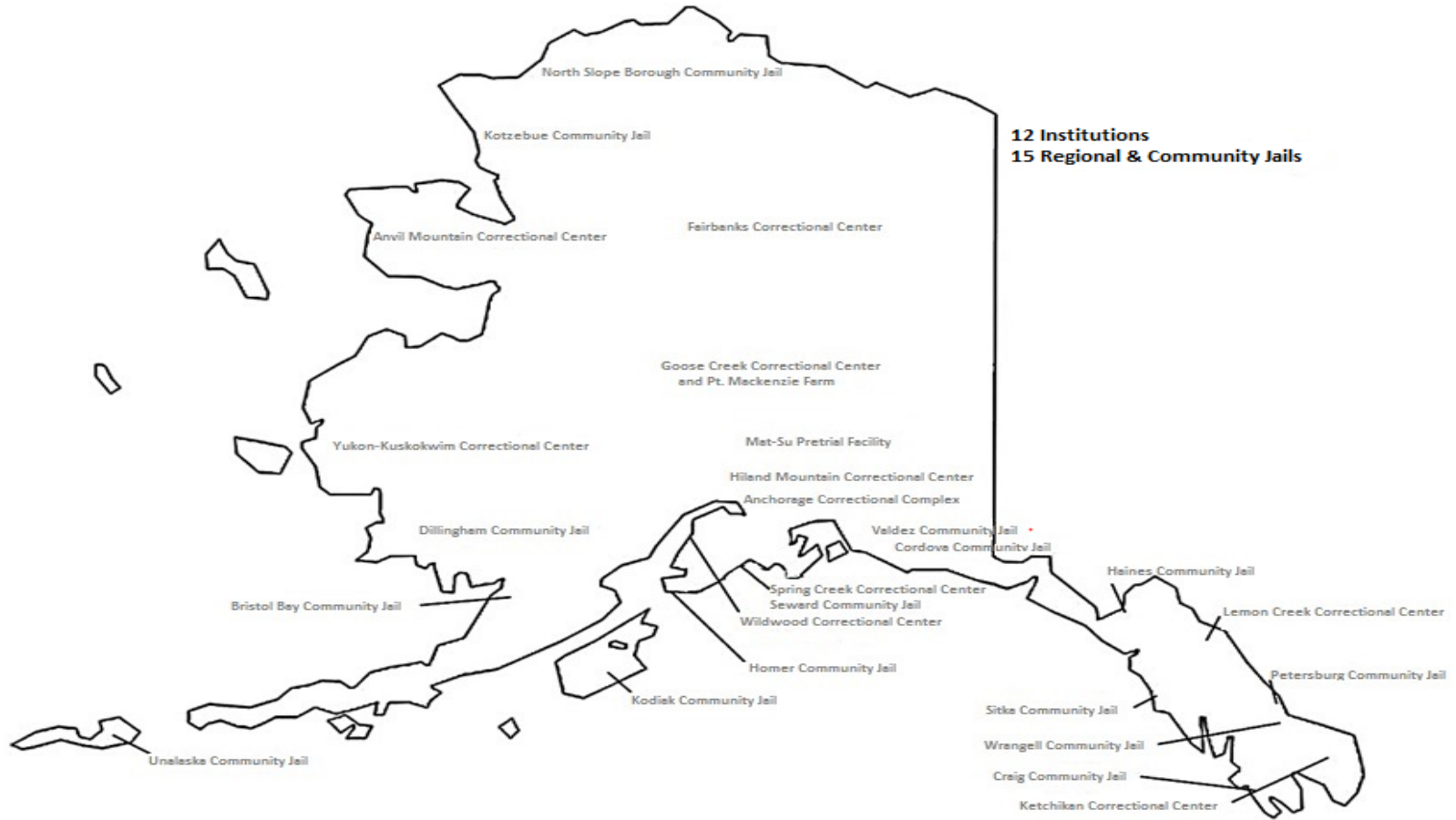
# FY2020 Operating Budget: DOC AT A GLANCE

- Alaska is one of six states in the nation that operates a unified correctional system (*Alaska, Connecticut, Delaware, Hawaii, Rhode Island, and Vermont*)
- 12 jails and prisons statewide
- 13 field probation offices
- 15 regional and community jail contracts
- 6 contract community residential centers in five communities
- Electronic monitoring programs in 7 communities

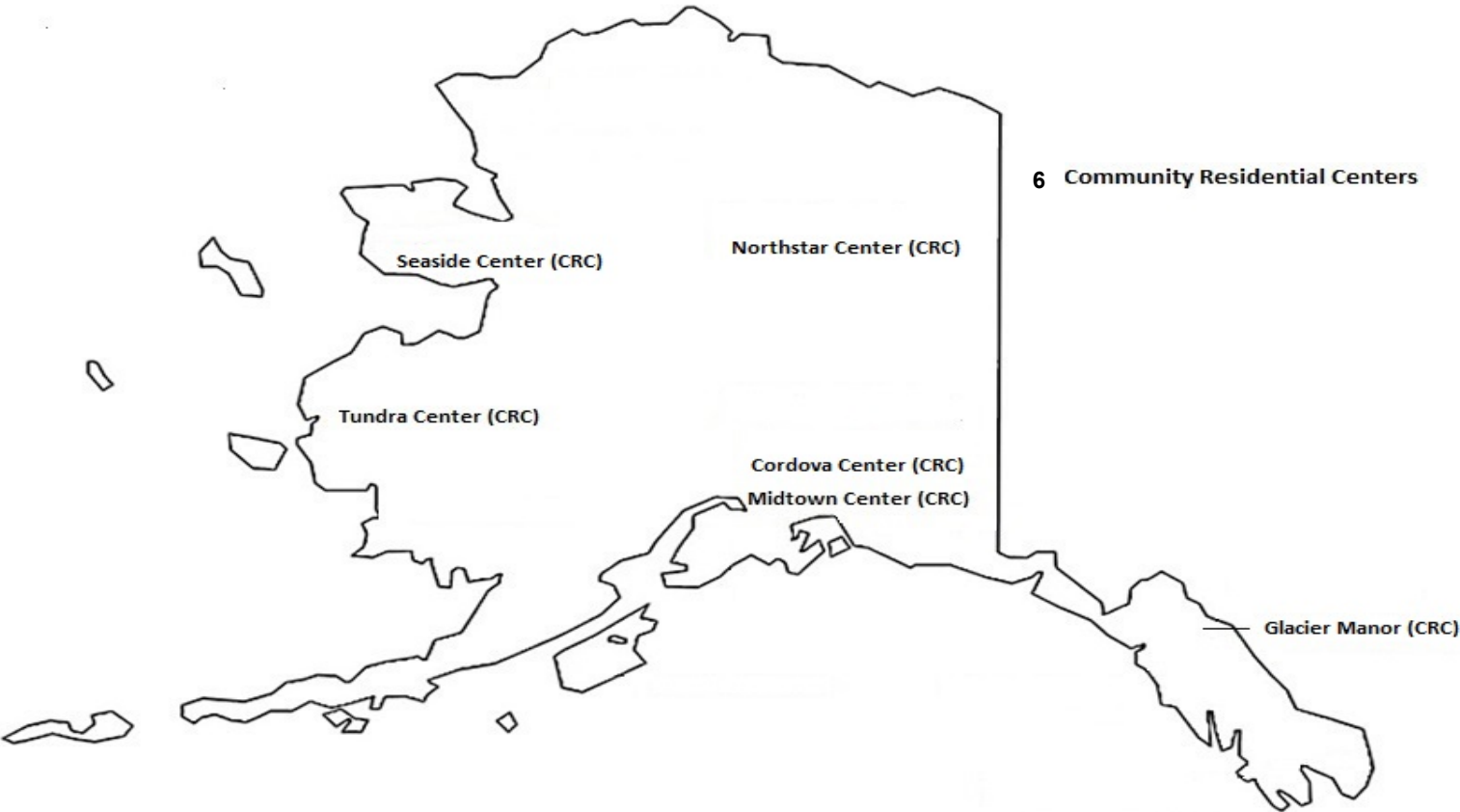
## FY2020 Operating Budget: DOC AT A GLANCE

- DOC booked 31,533 offenders into its facilities in 2018
- As of 2/19/2019, DOC was responsible for 10,949 individuals
  - 4,510 offenders in jail or prison
    - 46% of DOC's population is unsentenced
  - 3,765 offenders on probation or parole
  - 2,275 offenders on pretrial supervision (902 on EM)
  - 233 offenders in Community Residential Centers (CRCs)
  - 166 sentenced offenders on electronic monitoring

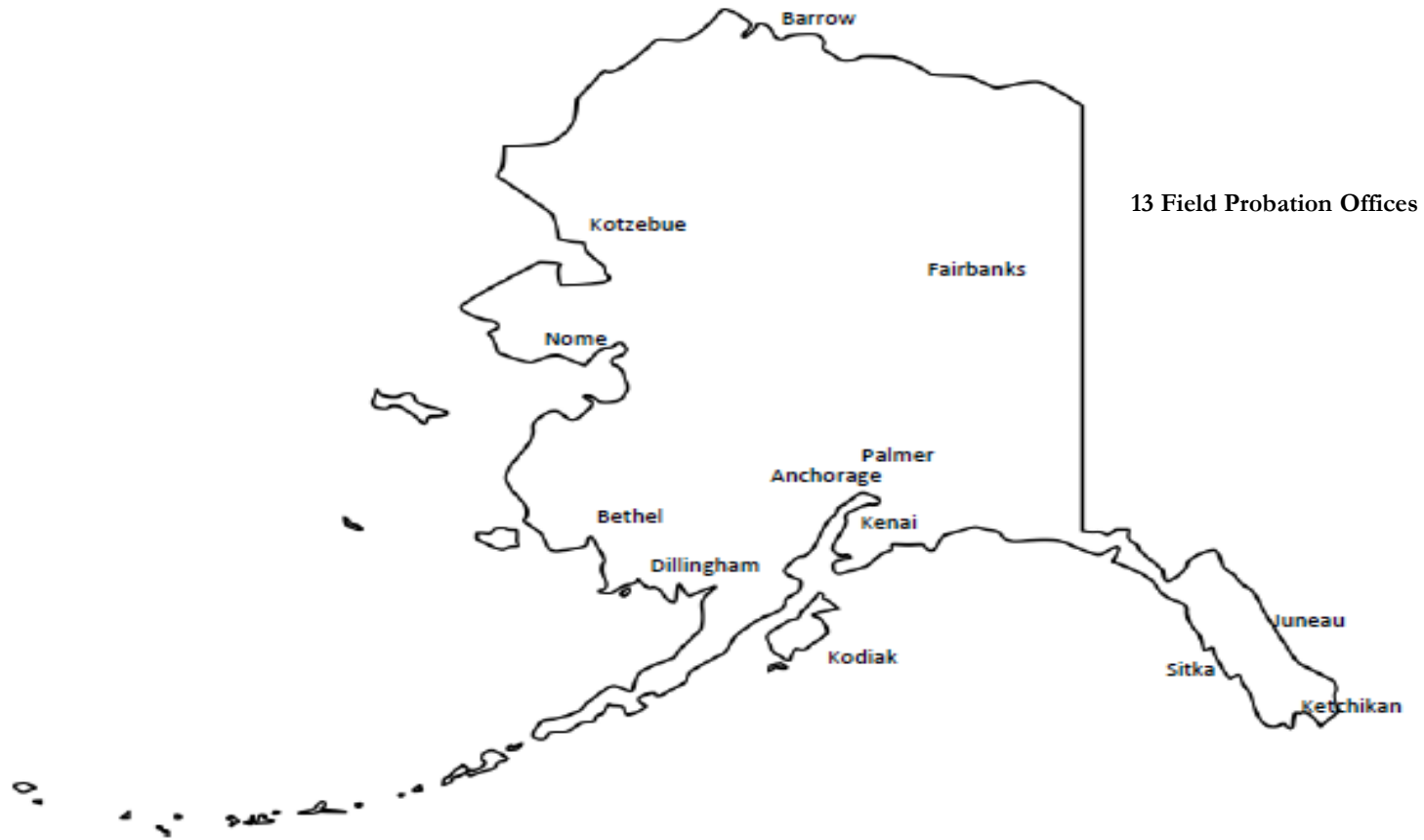
# FY2020 Operating Budget: Division of Institutions



# FY2020 Operating Budget: Community Residential Centers




# FY2020 Operating Budget: Probation Offices





# Alaska Department of Corrections



**Thank You**  
**Questions?**