

Department of Fish and Game FY2027 Governor's Budget Overview

Senate Finance Subcommittee

Doug Vincent-Lang, Commissioner

Bonnie Jensen, Administrative Services Director

March 12, 2026





Budget Structure

(Results Delivery Units / Components)

Statewide Support Services

- Commissioner's Office
- Administrative Services
- Boards of Fisheries and Game
- Advisory Committees
- *Exxon Valdez Oil Spill Trustee Council
- State Facilities Maintenance and Operations

Wildlife Conservation

- Wildlife Conservation
- Hunter Education Public Shooting Ranges

Commercial Fisheries

- Southeast Region Fisheries Mgmt.
- Central Region Fisheries Mgmt.
- Arctic Yukon Kuskokwim Region Fisheries Mgmt.
- Westward Region Fisheries Mgmt.
- Statewide Region Fisheries Mgmt.
- *Commercial Fish Entry Commission (CFEC)

Subsistence Research & Monitoring

- State Subsistence Research

Habitat Section

- Habitat

Sport Fish

- Sport Fisheries

Southeast Hatcheries

- Southeast Hatcheries

Anchorage & Fairbanks Hatcheries

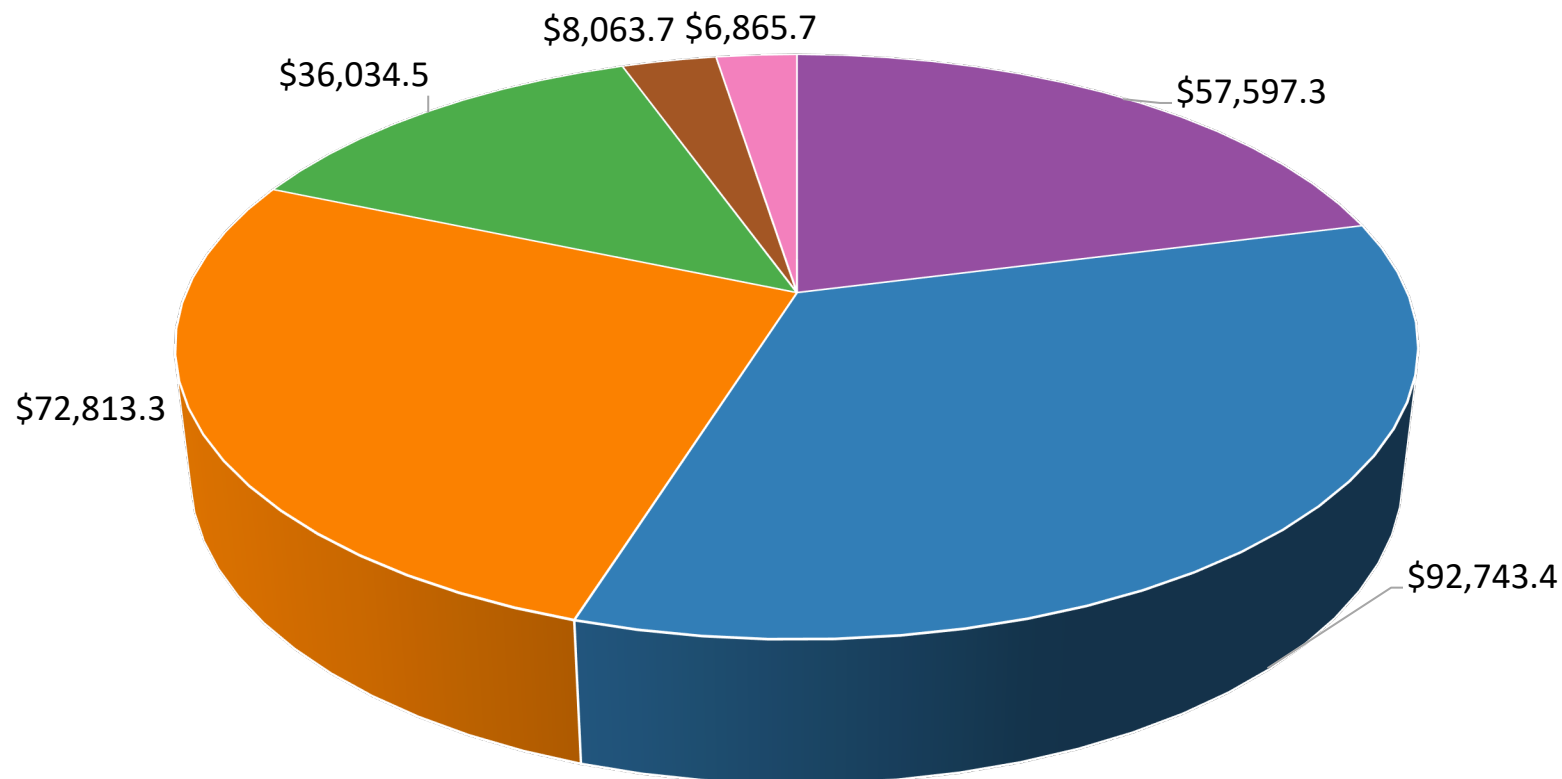
- Anchorage and Fairbanks Hatcheries

*Affiliate groups housed in ADF&G: Commercial Fisheries Entry Commission (CFEC) & Exxon Valdez Oil Spill (EVOS)



FY2027 Division Breakdown

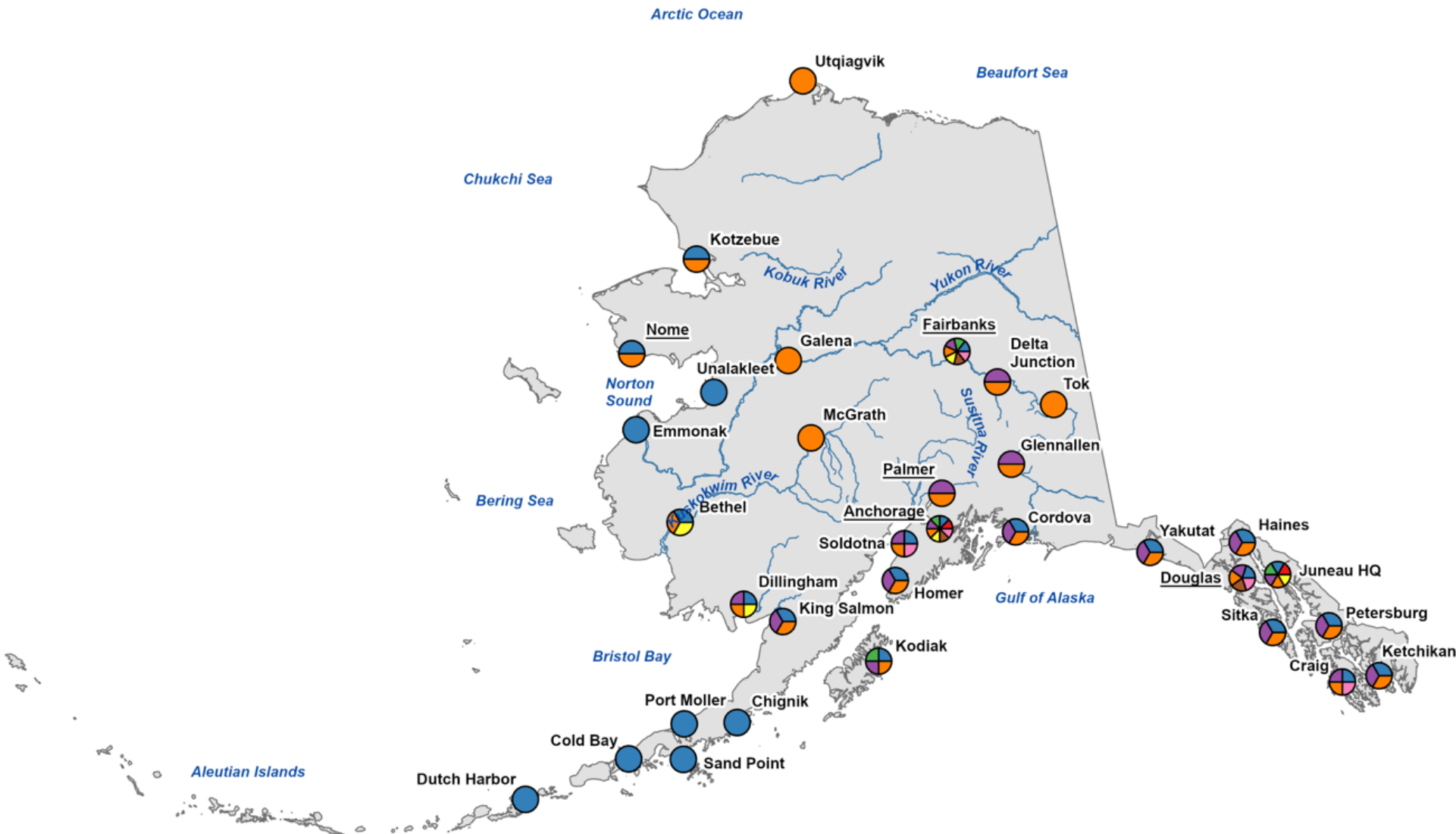
(all \$ in thousands)



- Division of Sport Fish
- Division of Commercial Fisheries
- Division of Wildlife Conservation
- Statewide Support Services
- Division of Subsistence
- Habitat Section

*Budget totals do not include the Commercial Fisheries Entry Commission (CFEC)

Fish and Game Offices



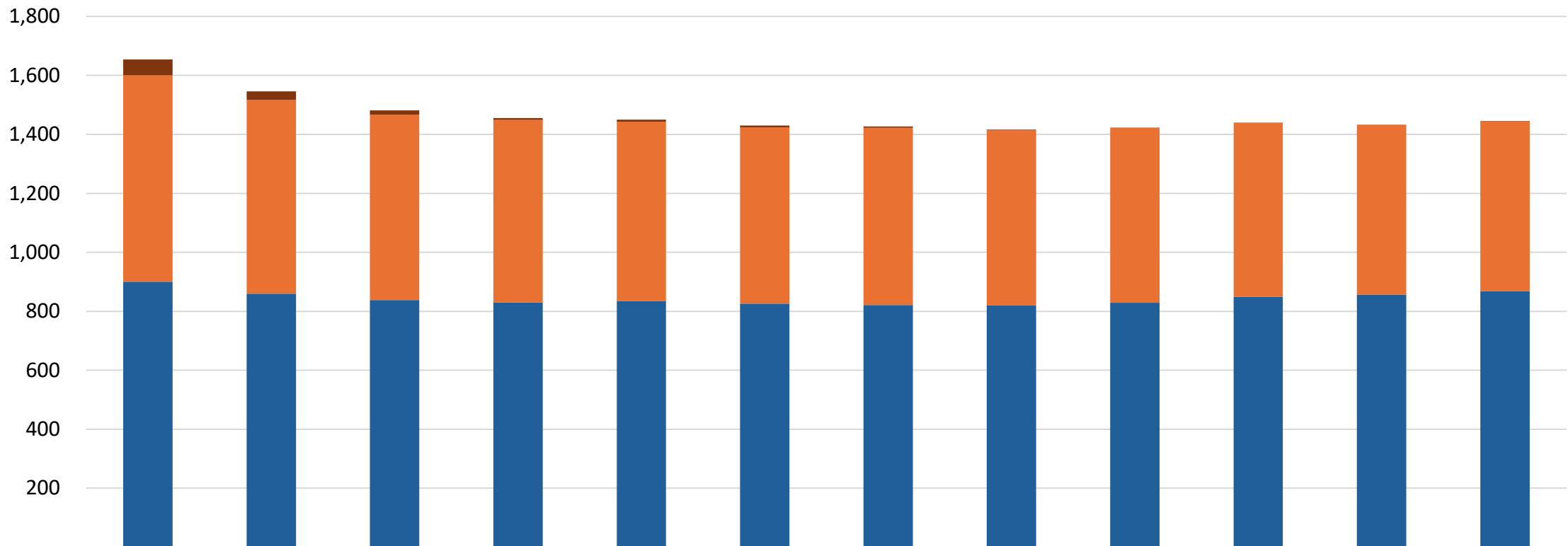
ADF&G Divisions

-  Commissioner's Office
-  Commercial Fisheries
-  Administrative Services
-  Sport Fish
-  Wildlife Conservation
-  Boards Support Section
-  Subsistence
-  Habitat

Offices

- Regional Office
- HQ = Headquarters**

FY2027 Budgeted Positions and History

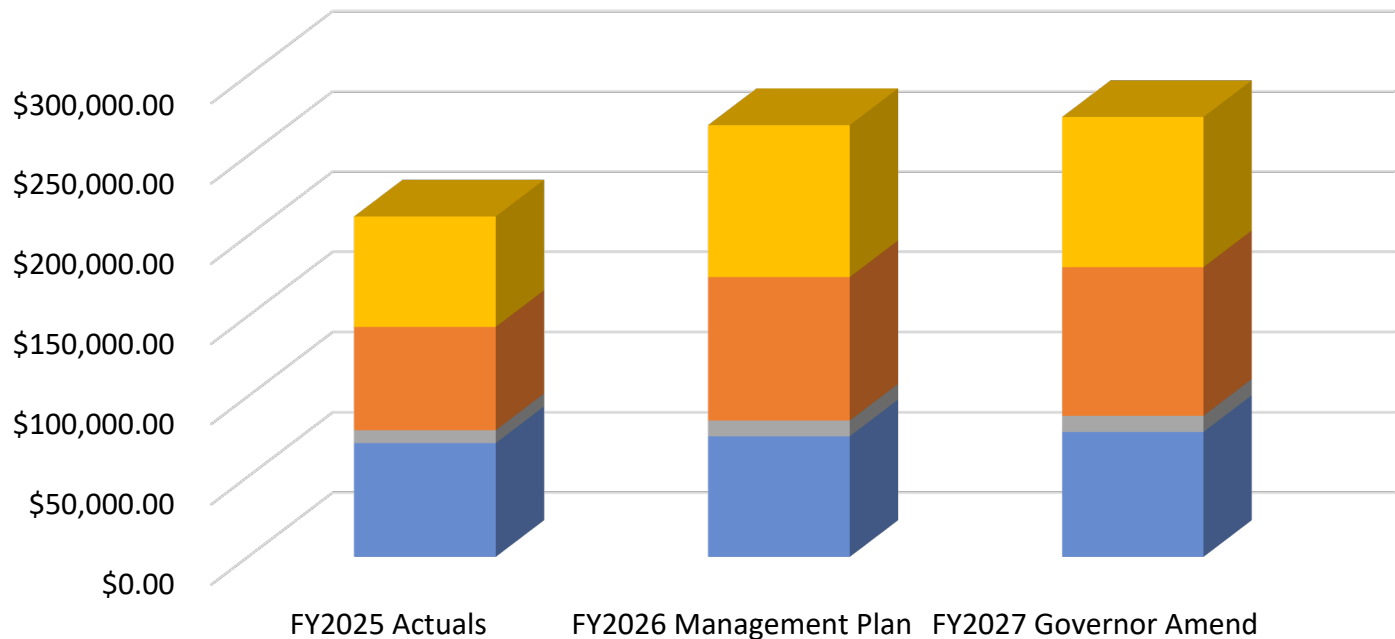


	FY2016	FY2017	FY2018	FY2019	FY2020	FY2021	FY2022	FY2023	FY2024	FY2025	FY2026	FY2027 Gov
■ Non Permanent	54	29	14	6	7	6	5	2	1	1	1	1
■ Perm Part-Time	700	657	629	619	609	598	601	594	593	590	576	576
■ Perm Full-Time	900	860	838	830	834	826	821	820	829	849	856	868




FY2027 Operating Budget Comparison

(all \$ in thousands)



■ UGF ■ DGF ■ Other ■ Federal

	FY2025 Actuals	FY2026 Management Plan	FY2027 Governor Amend	FY2026 to FY2027 Difference
UGF	\$70,832.8	\$75,108.7	\$77,802.1	\$2,693.4
DGF	\$8,057.6	\$9,800.0	\$10,072.6	\$272.6
Other	\$64,325.0	\$89,387.4	\$92,579.4	\$3,192.0
Federal	\$68,870.5	\$94,760.0	\$93,663.8	(\$1,096.2)
Total	\$212,085.9	\$269,056.1	\$274,117.9	\$5,061.8

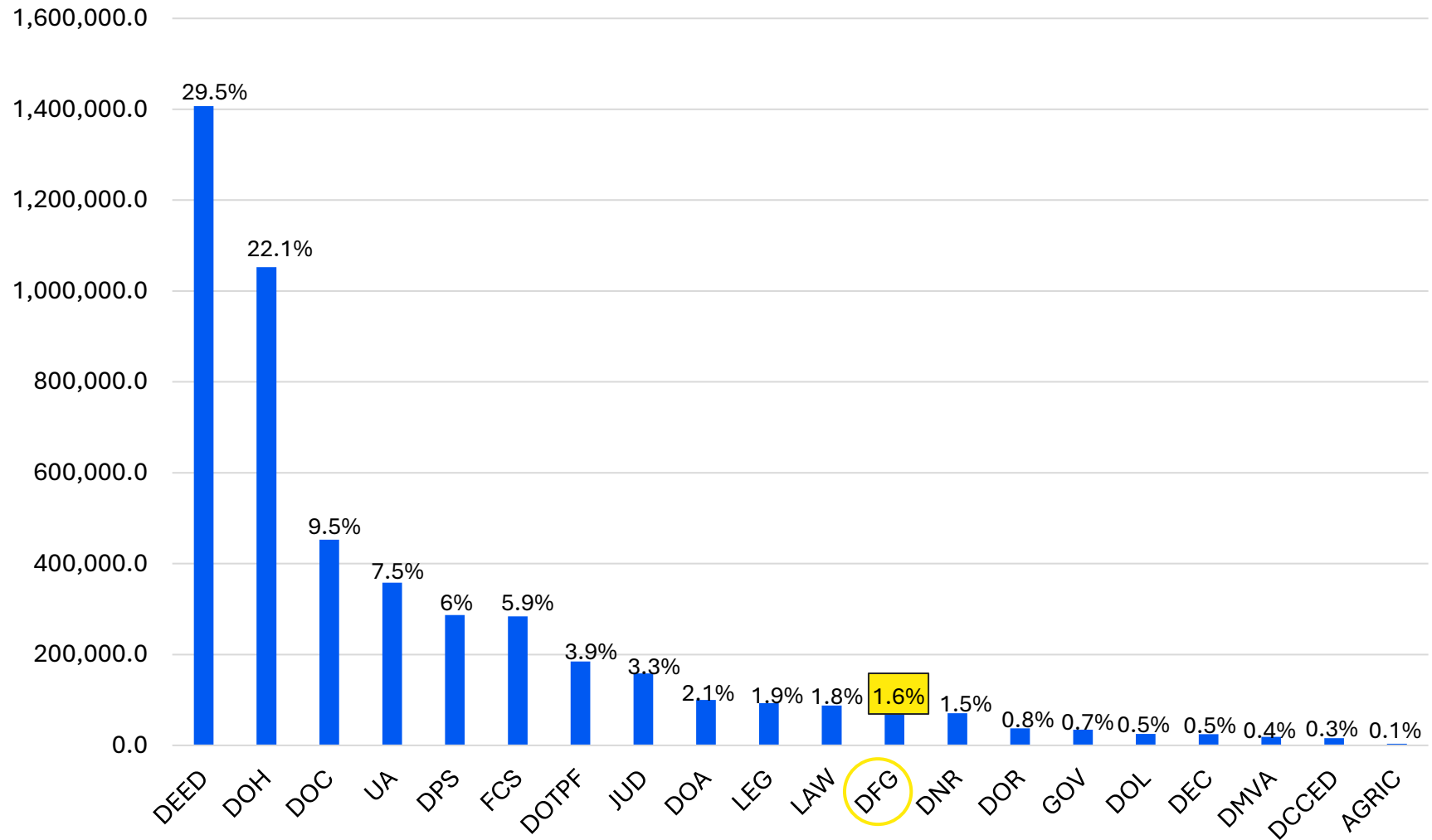


*Budget totals do not include the Commercial Fisheries Entry Commission (CFEC); Unrestricted General Funds (UGF), Designated General Funds (DGF)



FY2027 Unrestricted General Funds

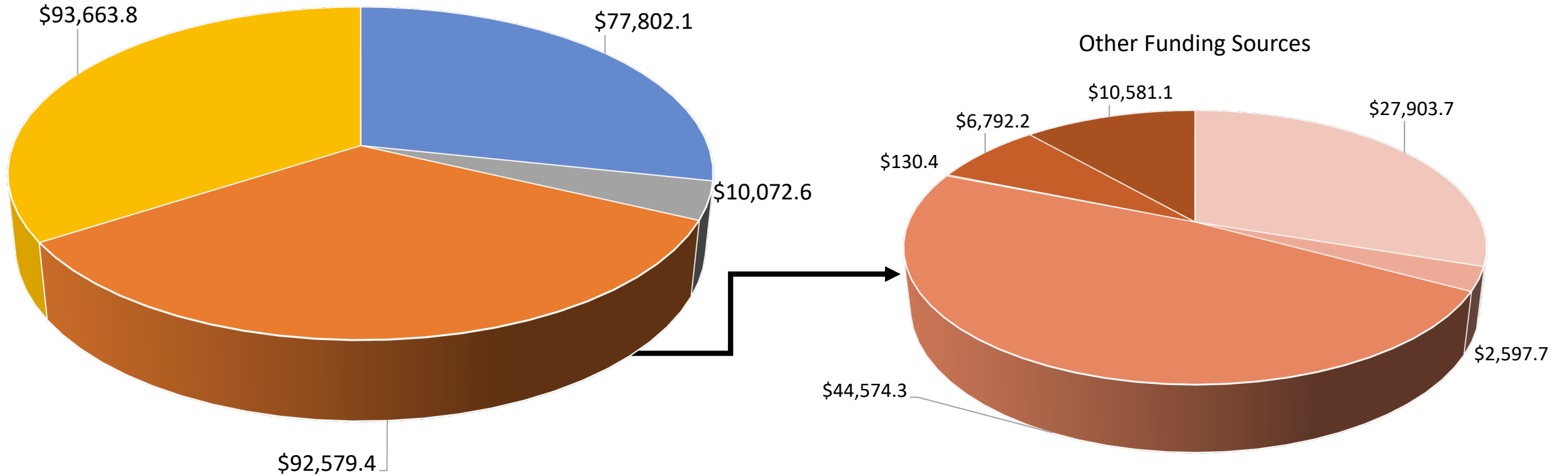
(all \$ in thousands)





FY2027 Funding Sources

(all \$ in thousands)



■ UGF ■ DGF ■ Other ■ Federal

■ 1007 Interagency Receipts ■ 1018 Exxon Valdez Oil Spill Settlement
 ■ 1024 Fish and Game Fund ■ 1055 Interagency/Oil & Hazardous Waste
 ■ 1061 Capital Improvement Project Receipts ■ 1108 Statutory Designated Program Receipts

*Budget totals do not include the Commercial Fisheries Entry Commission (CFEC); Unrestricted General Funds (UGF), Designated General Funds (DGF)



Federal Dingell-Johnson (DJ) Program

Purpose and Eligible Projects

- ↔ Restore, conserve, manage, and enhance sport fish, and provide for public use and benefit from these resources
 - *Sport fish are limited to aquatic, gill breathing, vertebrate animals, bearing paired fins, and having material value for sport or recreation*
- ↔ Public education on water resources and aquatic life forms

Source of Funds

- ↔ Excise taxes on sport fishing equipment, recreational powerboats, and gasoline used in recreational boating

How Funds are Distributed Among States

- ↔ Apportioned to states based on acreage and number of angler licenses sold
 - Alaska receives maximum apportionment of 5%
 - Funds must be obligated within two years
 - 75% federal DJ funds with 25% state match (Fish & Game Fund)







Photo credit: Steve Brockmann


Federal Pittman-Robertson (PR) Program




Purpose and Eligible Projects

-  Restoration, conservation, management, and enhancement of wild birds and wild mammals and their habitats
-  Public use and access to wildlife resources
-  Hunter education and development of shooting ranges

Source of Funds

-  Excise taxes on sporting arms and ammunitions including pistols, handguns, revolvers, bows, archery, and arrow components

How Funds are Distributed Among States

-  Apportioned to states based on size and number of hunting licenses sold
 - Alaska receives maximum apportionment of 5%
 - Funds must be obligated within two years
 - 75% federal PR funds with 25% state match (Fish & Game Fund)



State Match: Fish and Game Fund



Purpose and Eligible Projects

- Protection, propagation, investigation, and restoration of sport fish and game resources and the administration of the sport fish and game divisions of the department

Source of Funds

- Sale of fishing, hunting and trapping licenses, tags and permits
- Settlement from a claim or loss caused by damage to fish and game resources
- Money received for fish and game purposes

Diversion of Funds Prohibited

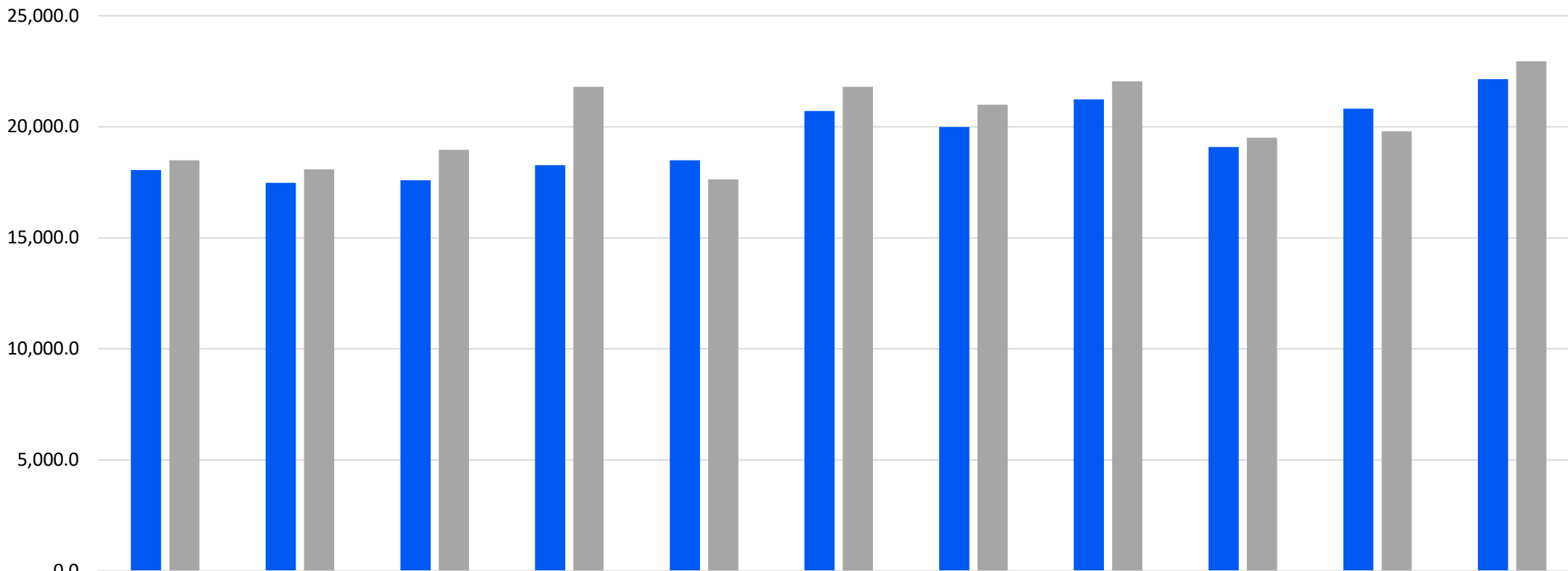
- State allowance for dedications required to participate in federal programs
- Diverting funds jeopardizes the State's ability to use both DJ and PR funds





Annual DJ Apportionments & Obligations

(all \$ in thousands)



	FFY2016 SFY2017	FFY2017 SFY2018	FFY2018 SFY2019	FFY2019 SFY2020	FFY2020 SFY2021	FFY2021 SFY2022	FFY2022 SFY2023	FFY2023 SFY2024	FFY2024 SFY2025	FFY2025 SFY2026	FFY2026* SFY2027*
Federal Apportionment (FFY)	18,053.9	17,472.1	17,595.9	18,269.8	18,486.3	20,713.0	19,983.1	21,234.2	19,091.4	20,819.1	22,142.6
Federal Obligations (SFY)	18,489.5	18,087.3	18,958.8	21,798.0	17,633.5	21,794.5	20,993.5	22,045.4	19,510.2	19,801.9	22,952.5

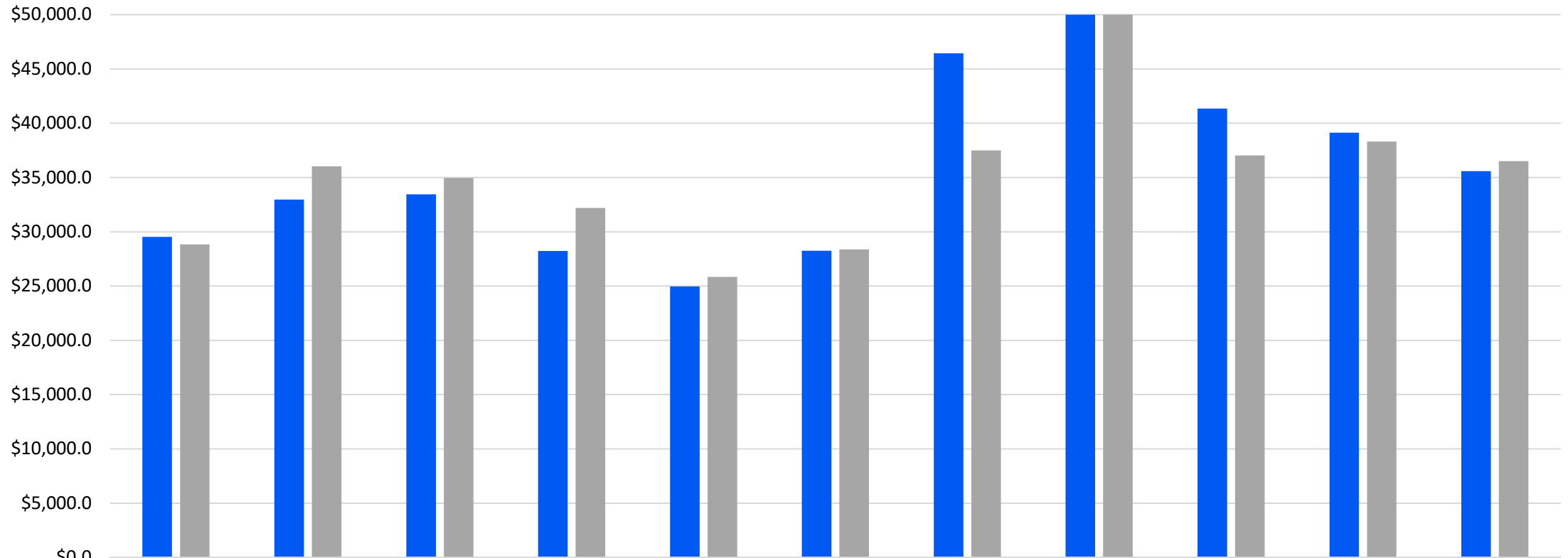
■ Federal Apportionment (FFY) ■ Federal Obligations (SFY)

*FFY2026/SFY2027 are estimated amounts



Annual PR Apportionments & Obligations

(all \$ in thousands)



	FFY2016 SFY2017	FFY2017 SFY2018	FFY2018 SFY2019	FFY2019 SFY2020	FFY2020 SFY2021	FFY2021 SFY2022	FFY2022 SFY2023	FFY2023 SFY2024	FFY2024 SFY2025	FFY2025 SFY2026	FFY2026* SFY2027*
Federal Apportionment (FFY)	\$29,532.8	\$32,969.4	\$33,455.8	\$28,219.6	\$24,970.6	\$28,248.2	\$46,431.6	\$50,459.9	\$41,344.6	\$39,120.9	\$35,595.5
Federal Obligations (SFY)	\$28,846.7	\$36,027.3	\$34,958.1	\$32,200.0	\$25,846.0	\$28,384.2	\$37,490.5	\$57,932.3	\$37,027.7	\$38,309.1	\$36,500.0

■ Federal Apportionment (FFY) ■ Federal Obligations (SFY)

*FFY2026/SFY2027 are estimated amounts

FY2027 Operating Budget Changes

(all \$ in thousands)



Division/Component	Signification Change	Amount (\$)	Funding Source	Impact
Commercial Fisheries / Statewide Fisheries Management	Laboratory Facility Rent and Area	\$50.0	Fish/Game	Adjustment to cover facility changes in our Juneau labs: Pathology & Mark, Tag, and Age
Commercial Fisheries / Arctic-Yukon-Kuskokwim Region Fisheries Management	Gov Amend: Technical Correction - Budget Reduced for Project not included in the FY2026 Budget (Sonar Unit for AYK Region)	\$90.0	Gen Fund	FY2027 Proposed Budget included a reversal (\$90.0) of a one-time increment for a proposed budget item that was not adopted in the final FY2026 Budget
Wildlife Conservation / Wildlife Conservation	Reduce Federal Authority to Align with Anticipated Expenditures	(\$3,000.0)	Fed Rcpts	Adjustment to align with need, no impact
Wildlife Conservation / Wildlife Conservation	Increase Authority for Marine Mammals Projects	\$300.0	CIP Rcpts	Adjustment to align with need, no impact
Sport Fish / Sport Fisheries	Federal and Statutory Designated Program Receipt Fund Change	(\$300.0)	Fed Rcpts	Adjustment to align with need, no impact
		\$300.0	Stat Desig	
Statewide Support Services / Administrative Services	Increase for Department Operational Expenditures	\$500.0	Stat Desig	Adjustment to align with need, no impact
Statewide Support Services / Administrative Services	Increase Authority to Address Personal Service Needs	\$115.0	CIP Rcpts	Adjustment to align with need, no impact
Statewide Support Services / Administrative Services	Delete Micro/Network Specialist 2	(\$35.8)	Gen Fund	Deleting position due to efficiencies
		(\$113.4)	I/A Rcpts	
Statewide Support Services / Commissioner's Office	Funds Received for Fisheries Disasters (FY27-FY29)	\$0.0	Stat Desig	Multi-year operating funding for federal disaster receipts from Pacific States Marine Fisheries Commission (PSMFC)

FY2027 Operating Budget Changes: IT Study



(all \$ in thousands)

Division/Component	Amount (\$)	Funding Source/s
Commercial Fisheries/Statewide Fisheries Management	\$10.5	Fed Rcpts
	\$94.4	Gen Fund
	\$2.8	CIP Rcpts
	\$17.3	Stat Desig
	\$48.6	CFEC Rcpts
Commercial Fisheries/Southeast Region Fisheries Management	\$65.0	Fed Rcpts
	\$35.5	Gen Fund
Commercial Fisheries/Central Region Fisheries Management	\$19.1	Gen Fund
Commercial Fisheries/AYK Region Fisheries Management	\$58.0	Gen Fund
Commercial Fisheries/Westward Region Fisheries Management	\$54.1	Gen Fund
Wildlife Conservation/Wildlife Conservation	\$123.2	Fed Rcpts
	\$48.7	Fish/Game
	\$6.1	Gen Fund
Sport Fish/Sport Fisheries	\$46.7	Fed Rcpts
	\$27.9	Fish/Game
Statewide Support Services/Administrative Services	\$25.6	Gen Fund
	\$81.0	I/A Rcpts

Salary and benefit adjustments for implementation of the IT job class study conducted by the Department of Administration

Department Totals

Amount (\$)	Funding Source
\$292.8	Gen Fund
\$245.4	Fed Rcpts
\$81.0	I/A Rcpts
\$76.6	Fish/Game
\$48.6	CFEC Rcpts
\$17.3	Stat Desig
\$2.8	CIP Rcpts

7-Year Lookback on Accomplishments



Management Actions

- Balanced conservation with opportunity, especially for subsistence users
- Improved productivity in Gulf of Alaska Chinook salmon stocks
- Targeted actions to reduce bycatch and intercept, support food security and cultural traditions, and maximize harvest opportunity

Increasing Public Access

- Leveraged millions of federal dollars, along with state and in-kind match, to complete dozens of hunter and angler access projects statewide
- Made it easier and safer for Alaskans to get outdoors and access Alaska's abundant fish and wildlife resources

Community Engagement

- Modernized communication and expanded education and outreach programs to improve access to information and build public trust
- Launched a new version of the Community Subsistence Information System, the new ADF&G mobile app, and increased online outreach while maintaining in-person services at offices across Alaska

Economic Return on Investment

- Continued operating during COVID-19
- Historic investments in fish and game management
- First and third most valuable commercial salmon seasons in Alaska's history

Statehood Defense

- Used strong science and legal challenges to defend Alaska's management rights
- Ensured federal agencies had the best available science to make decisions

Major Research Initiatives

- Expanded fishery assessment and research programs
- Launched the Alaska Marine Salmon Program and comprehensive Gulf of Alaska Chinook genetics project
- Initiated numerous research efforts for Western Alaska salmon
- Acquired new research vessel



Potential Impacts of Fund Source Change

Anchorage & Fairbanks Hatcheries

Funding Source	Gov Amend	(H)SubFin	Difference
UGF	\$3,251.0	\$1,007.9	(\$2,243.1)
FED	\$1,616.0	\$3,859.1	\$2,243.1

- Dingell-Johnson funds are fully obligated or planned for use
- UGF to FED fund swap results in a decrement
- **Result:** potential closure of the Ruth Burnett Hatchery in Fairbanks at the current amount

Department Contacts



Doug Vincent-Lang, Commissioner

907-465-6141, doug.vincent-lang@alaska.gov

Bonnie Jensen, Administrative Services Director

907-465-3497, bonnie.jensen@alaska.gov

Magy Elliott, Legislative Liaison

907-465-6137, magy.elliott@alaska.gov

Thank You!

[Home Page, Alaska Department of Fish and Game](http://adfg.alaska.gov) (adfg.alaska.gov)