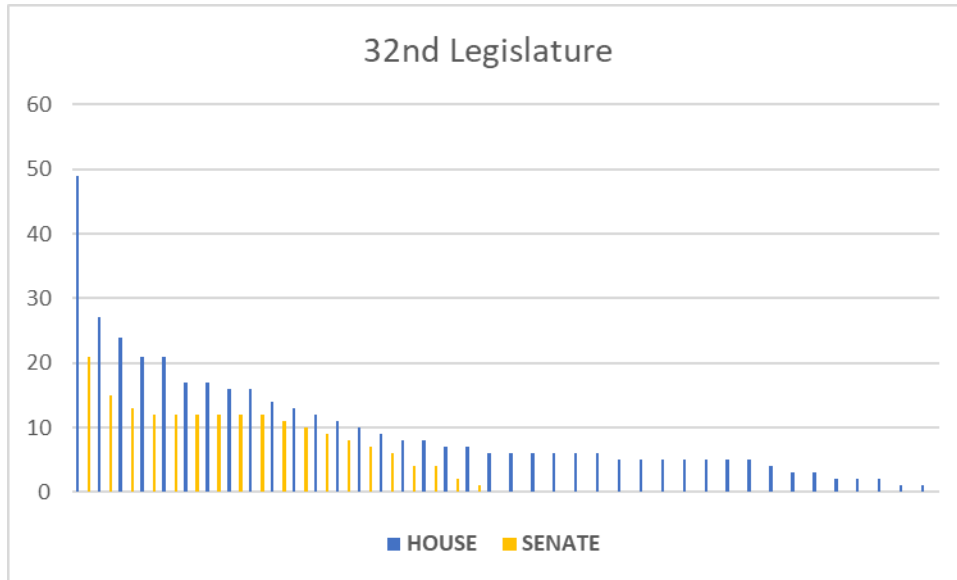
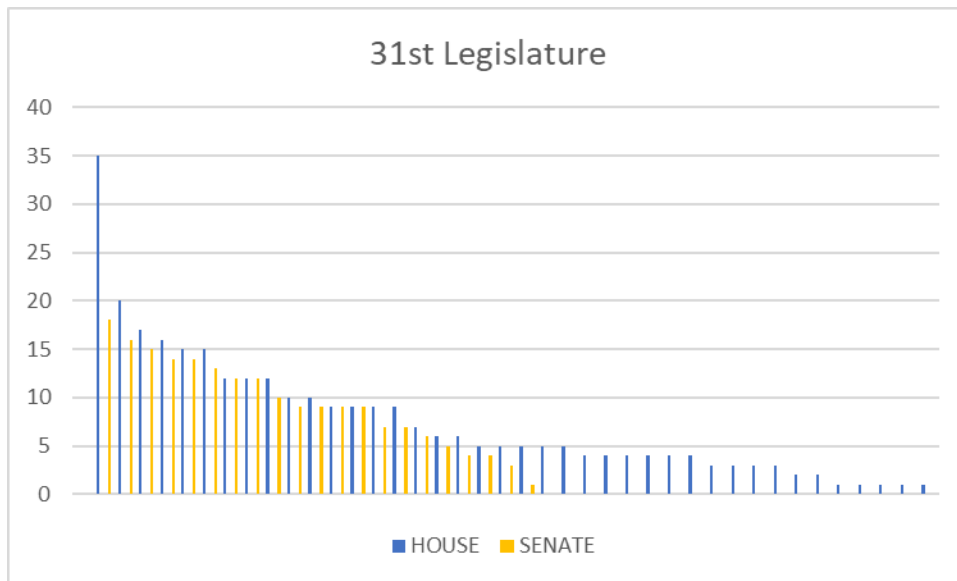


APPENDIX A – BILL INTRODUCTION DATA



House		Senate	
Total Bills/Res	396	Total Bills/Res	183
Total 5 & over	378	Total 5 & over	172
Total Sponsors 5 & over	32	Total Sponsors 5 & over	15



House		Senate	
Total Bills/Res	299	Total Bills/Res	197
Total 5 & over	254	Total 5 & over	185
Total Sponsors 5 & over	23	Total Sponsors 5 & over	17

Key

Numbers vertically on the left represent the total number of bills and resolutions introduced by a particular legislator.

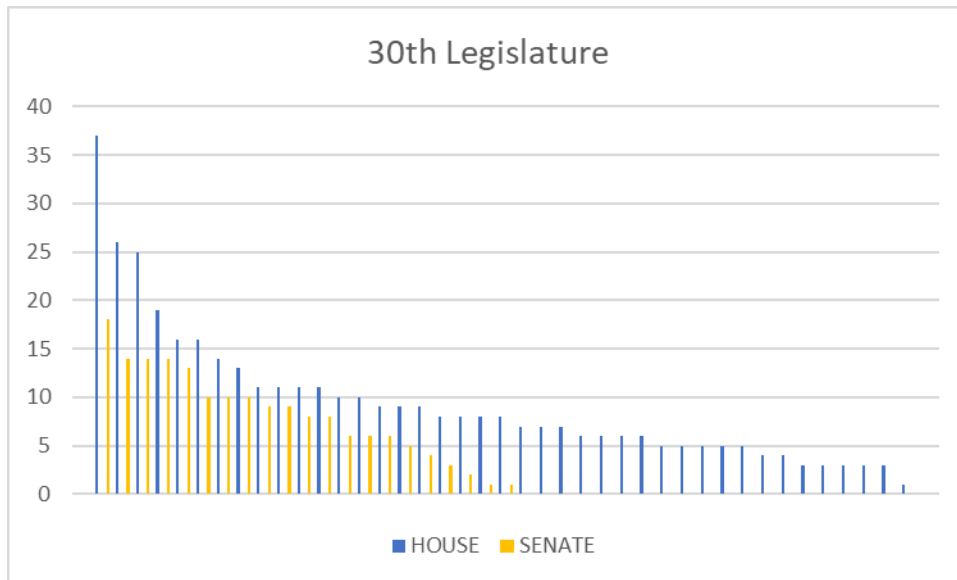
The blue and orange lines each represent a different legislator.

“Total Bills/Res” equals the total number of bills and resolutions introduced that legislature.

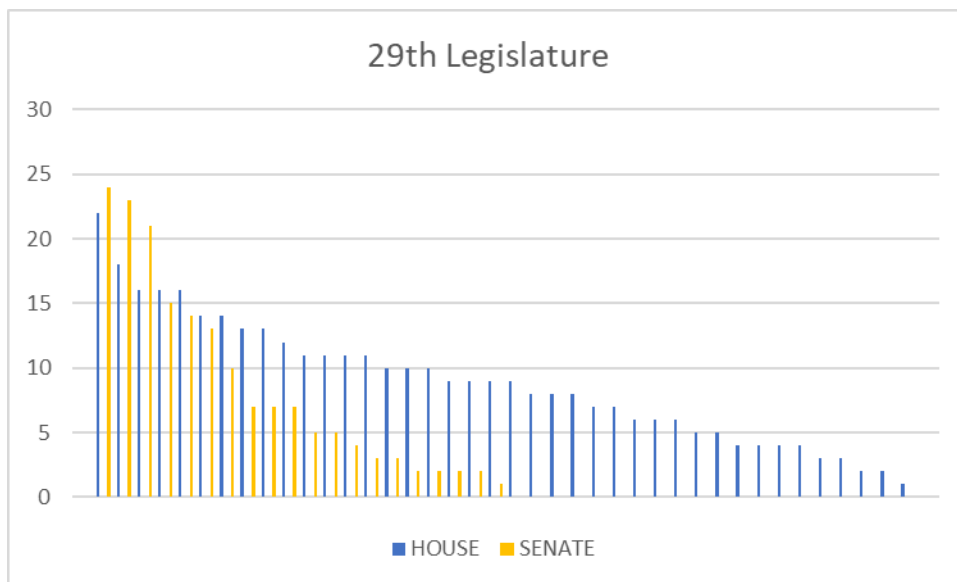
“Total 5 & over” equals the total number of bills and resolutions introduced by sponsors who introduced 5 or more bills or resolutions that legislature.

“Total Sponsors 5 & over” equals the total number of sponsors who introduced 5 or more bills and resolutions that legislature.

APPENDIX A – BILL INTRODUCTION DATA

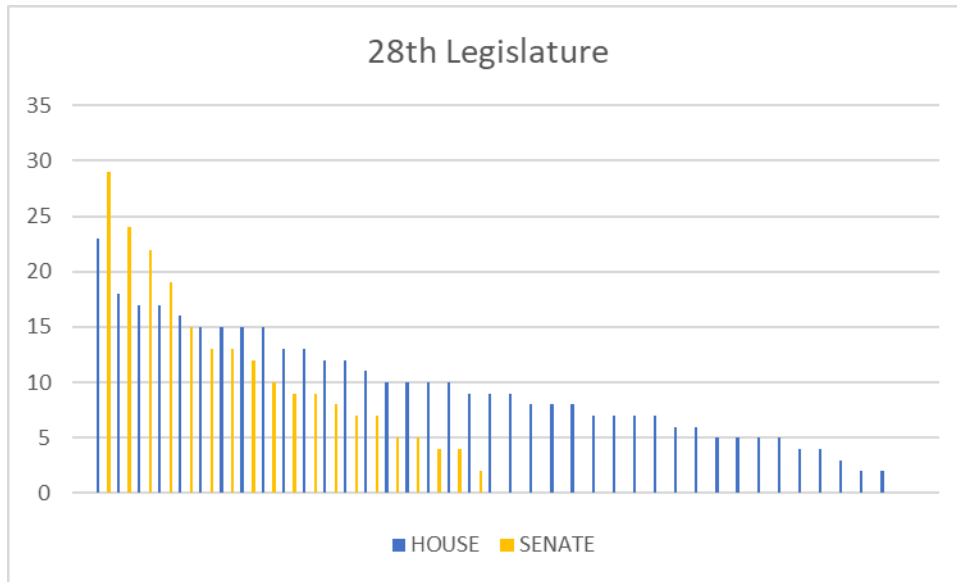


House		Senate	
Total Bills/Res	383	Total Bills/Res	171
Total 5 & over	359	Total 5 & over	160
Total Sponsors 5 & over	33	Total Sponsors 5 & over	16

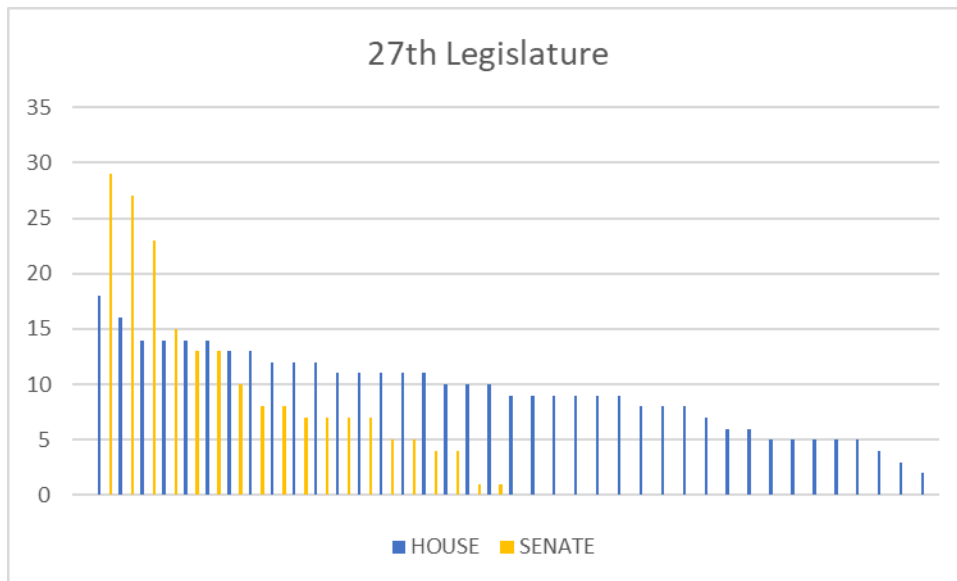


House		Senate	
Total Bills/Res	357	Total Bills/Res	170
Total 5 & over	330	Total 5 & over	151
Total Sponsors 5 & over	31	Total Sponsors 5 & over	12

APPENDIX A – BILL INTRODUCTION DATA



House		Senate	
Total Bills/Res	378	Total Bills/Res	217
Total 5 & over	363	Total 5 & over	207
Total Sponsors 5 & over	34	Total Sponsors 5 & over	16



House		Senate	
Total Bills/Res	368	Total Bills/Res	194
Total 5 & over	359	Total 5 & over	184
Total Sponsors 5 & over	36	Total Sponsors 5 & over	15