

DEPARTMENT OF CORRECTIONS DIVISION OF HEALTH & REHABILITATION

HOUSE CORRECTIONS FINANCE SUBCOMMITTEE

FEBRUARY 15, 2022





HEALTH & REHABILITATION SERVICES (HARS)

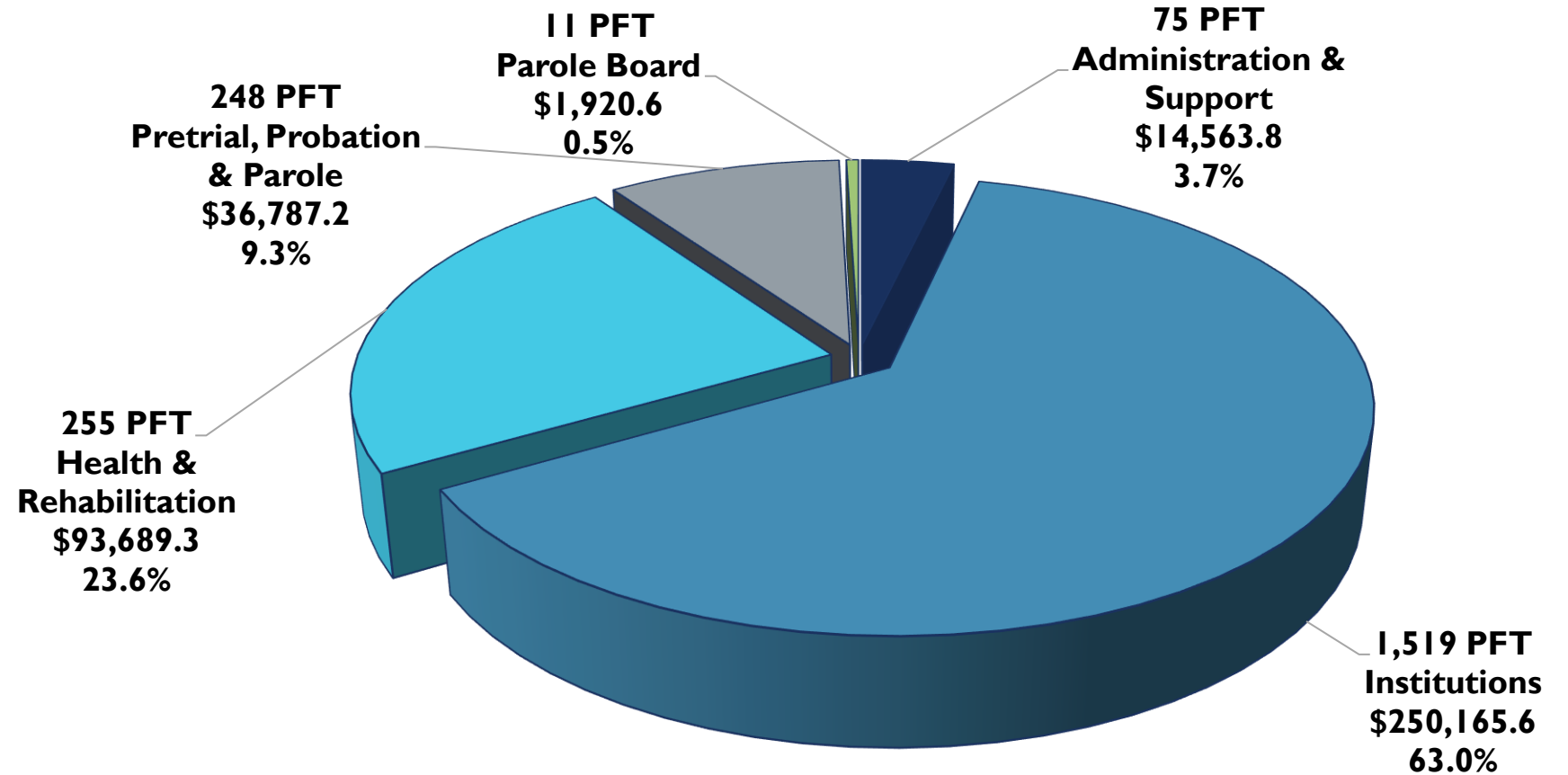
Health & Rehabilitation Services (HARS) has constitutional and statutory obligations to provide health care to offenders who are placed in the custody of the Alaska Department of Corrections.

**Eighth Amendment, United States Constitution
Article I, Section 12, Alaska Constitution
AS 33.30.011**



FY2023 OPERATING BUDGET REQUEST BY DIVISION

Total \$397,126.5
2,108 PFT



**All \$\$ in thousands*

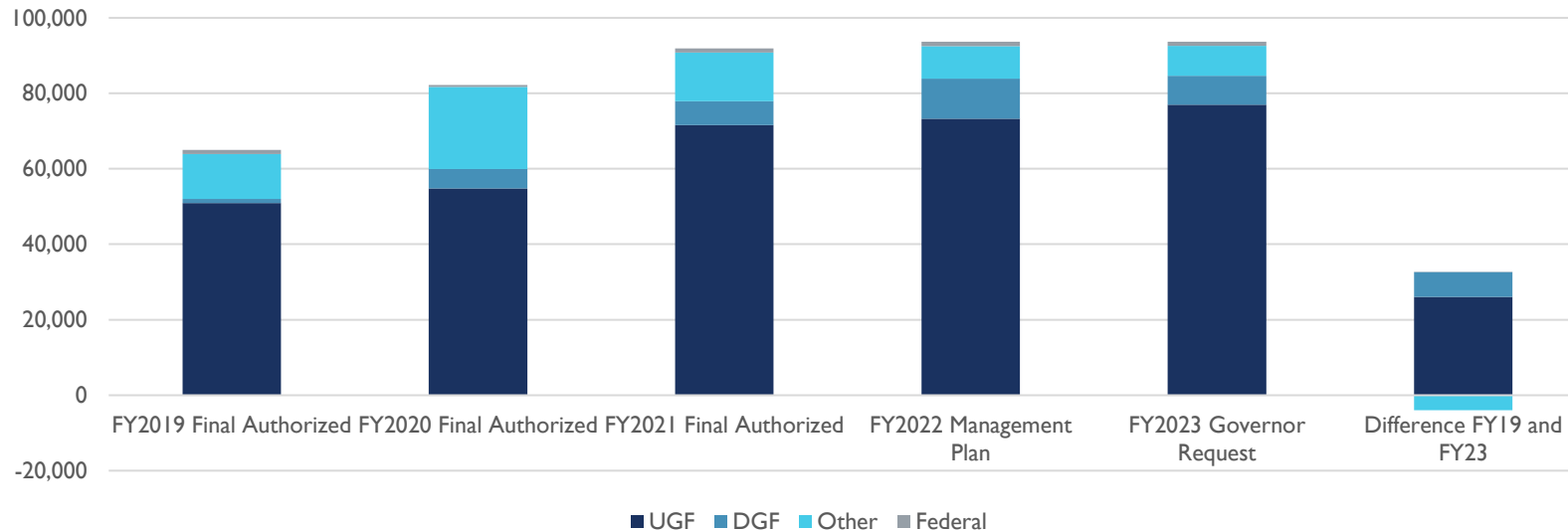


DIVISION OF HEALTH & REHABILITATION SERVICES

BUDGET COMPARISON

(\$ THOUSANDS)

Funding History



| | FY2019 Final Authorized | FY2020 Final Authorized | FY2021 Final Authorized | FY2022 Management Plan | FY2023 Governor Request | Difference FY19 and FY23 | Difference FY19 and FY23 |
|--------------|-------------------------|-------------------------|-------------------------|------------------------|-------------------------|--------------------------|--------------------------|
| UGF | 50,955.7 | 54,799.7 | 71,612.3 | 73,259.6 | 76,951.6 | 25,995.9 | 51.0% |
| DGF | 1,085.0 | 5,130.3 | 6,283.1 | 10,631.0 | 7,675.4 | 6,590.4 | 607.4% |
| Other | 11,860.2 | 21,807.6 | 12,872.7 | 8,606.8 | 7,912.3 | (3,947.9) | -33.28% |
| Federal | 1,138.0 | 506.5 | 1,140.0 | 1,150.0 | 1,150.0 | 12.0 | 1.0% |
| Total | 65,038.9 | 82,244.1 | 91,908.1 | 93,647.4 | 93,689.3 | 28,650.4 | 44.05% |



DIVISION OF HEALTH & REHABILITATION SERVICES

- Health & Rehabilitation Director's Office
 - \$1,046.9 / 8 PFT
- Physical Health Care
 - \$68,484.8 / 171 PFT
- Behavioral Health Care
 - \$11,430.2 / 60 PFT
- Substance Abuse
 - \$5,686.7 / 3 PFT
- Sex Offender Management
 - \$3,013.5 / 4 PFT
- Domestic Violence Program
 - \$175.0 / 0 PFT
- Reentry & Recidivism Unit
 - \$2,266.9 / 6 PFT
- Education/Vocational Programs
 - \$1,585.3 / 3 PFT

| TOTAL | \$93,689.3 |
|---------|------------|
| UGF | \$76,951.6 |
| DGF | \$7,675.4 |
| Other | \$7,912.3 |
| Federal | \$1,150.0 |

| Budgeted Positions | 255 PFT |
|--------------------|---------|
|--------------------|---------|

FY2023 Significant Budget Changes

- Establish positions for new Mental Health/Medical Unit at Hiland Mountain Correctional Center
- Establish positions for new booking area at Hiland Mountain Correctional Center

All \$\$ in thousands



FY2023 MAJOR OPERATING BUDGET CHANGES

- Add three new medical and mental health positions and authority for new Mental Health/Medical Unit at Hiland Mountain Correctional Center (\$476.0 UGF, 3 PFT)
- Add six new mental health positions and authority for new booking area at Hiland Mountain Correctional Center (\$1008.3 UGF, 6 PFT)



COVID RESPONSE

- Response Plan & Clinical Guidelines
- Screening
- Testing
- Isolation & Quarantine
- Outbreaks
- Treatment
- Vaccines & Boosters
- Recovery



BUDGETING FOR HEALTH CARE

- Planning and budgeting for inmate health care is complicated by constant changes in the inmate population and their needs.
 - 28,116 bookings in 2021
 - 17,979 unique individuals
 - 817 Title 47 non-criminal holds
 - Untreated medical conditions
 - New diagnoses made in custody
 - Acute injuries and emergency room visits
 - Procedures not covered by Medicaid



RESPONSIBILITY FOR HEALTH CARE

What DOC Pays For

- Outpatient procedures & provider visits
- Emergency room visits
- Ambulance transports
- In-house services provided by DOC staff
- In-house specialty services
- Labs, radiography & imaging
- Medications
- Medical equipment & supplies
- Medical care for Alaska Natives, American Indians and veterans

What DOC Does Not Pay For

- Hospitalizations of 24 hours +
- CRC medical care when Medicaid eligible
- Outside medical care for inmate with private insurance
- Injuries covered by Worker's Compensation at a CRC

*CRC – community residential center



EXCEPTIONALLY ILL & COMPLEX INMATE PATIENT POPULATION

- 24% have hepatitis C
- 75% are overweight, obese or morbidly obese
- 80% have a substance use disorder
- Up to 75% of female prisoners report having been sexually victimized
- 65% have a mental illness
 - 22% experience a severe and persistent mental illness
- 16% report moderate to severe TBI (traumatic brain injury)
- Aging population



POOR HEALTH RELATIVE TO THE GENERAL POPULATION

- Compared to other Americans of the same age, prisoners are:
 - 31% more likely to have asthma;
 - Twice as likely to have high blood pressure;
 - More than twice as likely to use tobacco;
 - 55% more likely to have diabetes;
 - 90% more likely to have a heart attack;
 - Twice as likely to have a sexually transmitted disease;
 - 100%-300% more likely to have a serious mental illness; and
 - 12x more likely to have hepatitis C.



INDIVIDUAL CATASTROPHIC HEALTH CARE CASES

| | | | |
|----------------------------|-----------|-------------------------------|-----------|
| • Alcohol withdrawal | \$31,800 | • Self-inflicted wound | \$194,300 |
| • Kidney Failure | \$539,400 | • Orbital fracture | \$72,000 |
| • Cataracts | \$23,900 | • Gastrointestinal hemorrhage | \$176,700 |
| • Osteoarthritis | \$31,300 | • Epilepsy | \$20,400 |
| • Hernia | \$56,600 | • Gonorrhea | \$33,700 |
| • Retinal detachment | \$108,000 | • Stroke | \$162,000 |
| • Skull Fracture | \$75,800 | • Crohn's Disease | \$64,000 |
| • Prostate cancer | \$187,800 | • Appendicitis | \$44,600 |
| • Seizures | \$61,100 | • Gallstones/obstruction | \$190,300 |
| • Intracerebral hemorrhage | \$122,800 | • Tonsilitis | \$21,800 |
| • Hip replacement | \$71,755 | • Rectal cancer | \$342,100 |
| • Frostbite | \$56,900 | • Pregnancy | \$21,600 |
| • Esophageal cancer | \$276,000 | • Wrist fracture | \$37,000 |
| • Chest pain | \$94,200 | • COVID-19 | \$345,300 |



15 MOST EXPENSIVE TREATMENT CATEGORIES

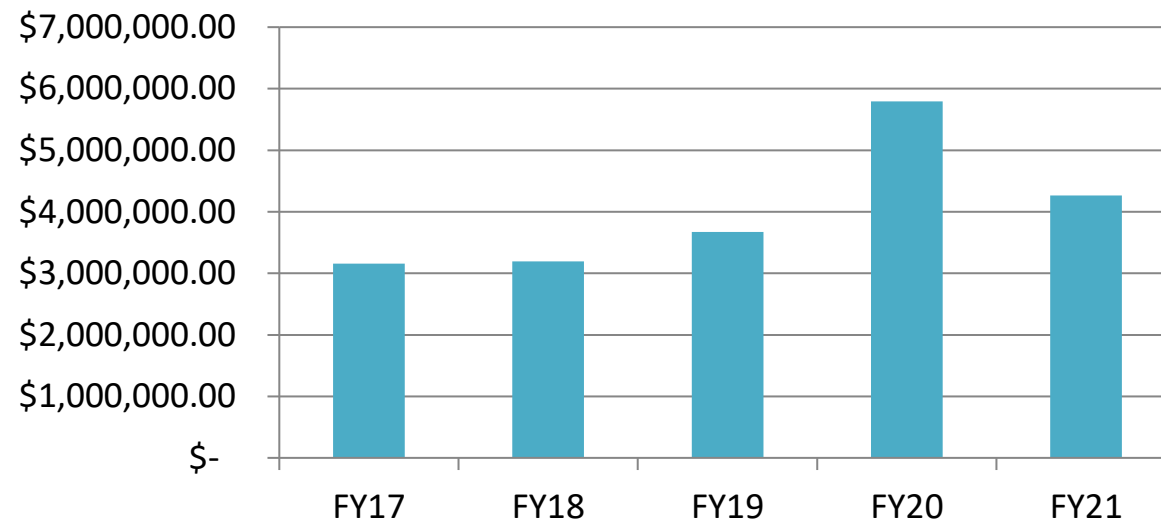
| Service | Description | FY21 |
|----------------------|---|-----------------|
| Emergency Room Visit | Visit only, does not include transport | \$ 3,825,049.39 |
| Orthopedic | Musculoskeletal trauma--hand, back, legs, knees | \$ 955,530.25 |
| Radiology Services | X-rays, ultrasounds, CTs (computed tomography), MRIs (magnetic resonance imaging) | \$ 952,140.56 |
| Gastroenterology | Colonoscopies, anemia, Crohn's disease | \$ 851,766.61 |
| Hospitalization | Medicaid-ineligible, rehab hospitals | \$ 727,711.57 |
| Cardiology | Coronary artery disease, heart failure, pacemakers | \$ 638,707.80 |
| Ambulance Services | Emergency Room Transport--ground & air | \$ 573,213.96 |
| Oncology | Cancer | \$ 522,014.94 |
| Optical Services | Orbital fractures, cataracts, glaucoma | \$ 437,951.72 |
| Neurology | Kidney disease/failure, dialysis, autoimmune disease | \$ 278,749.11 |
| Laboratory Service | Lab draws, readings | \$ 205,039.13 |
| Ear, Nose & Throat | Trauma injury | \$ 188,334.98 |
| Urology | Urinary track infections, kidney stones, prostate | \$ 149,310.88 |
| Infection/Sepsis | Sepsis, unspecified organism , cellulitis | \$ 124,005.54 |
| Dental | Fracturs, extractions | \$ 105,721.21 |

All \$\$ in whole numbers



PHARMACEUTICAL COSTS

Pharmacy Costs (Medical & Mental Health)





COST CONTAINMENT EFFORTS

- Utilization Review Committee
- Telehealth
- In-house infirmaries
- Early identification & safe release of high-cost cases
- Aggressive contract negotiations
- Preferred provider agreements
- Medicaid coverage
- Third part adjudication company
- Pharmacy pricing programs
- Expanding in-house services
- Centralized medical supply
- Review of federal inmate costs



Thank You