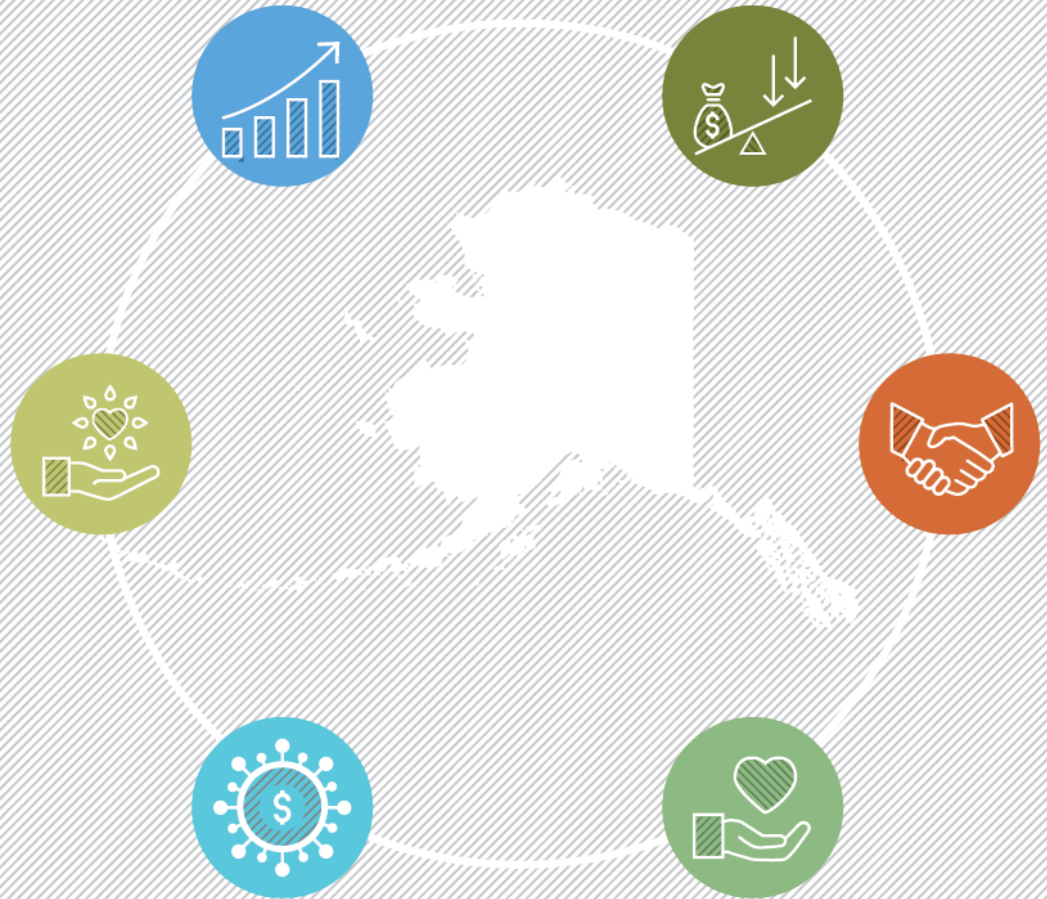


Alaska's Nonprofit Sector: Generating Economic Impact

theforakergroup

SUPPORTED BY



The Foraker Group

The Foraker Group's core purpose is to
strengthen nonprofits



**Educational
Opportunities**



**Shared
Services**



**Organizational
Development**



**Public
Policy**



**Fiscal
Sponsorship**

Special thanks to our partner



Center *for* Economic Development

~~UAA~~ BUSINESS ENTERPRISE INSTITUTE

© The Foraker Group

As part of the solution, we offer these six ways we are currently contributing to our state's economy:



Nonprofits are part of everyday life in Alaska



Nonprofits are a major economic driver.



Nonprofits leverage public funds for maximum return



Nonprofits partner with government in delivering essential services



Nonprofits provide community investment and civic engagement



Nonprofits are a stabilizing force in the COVID Economy

The economic impact of Alaska nonprofits is significant

Summary of key findings



38,100

directly employed in Alaska



13%

of all employment in Alaska



UP TO **50%**

of non-government employment
in rural Alaska



4% LOSS

of nonprofit jobs in 2020

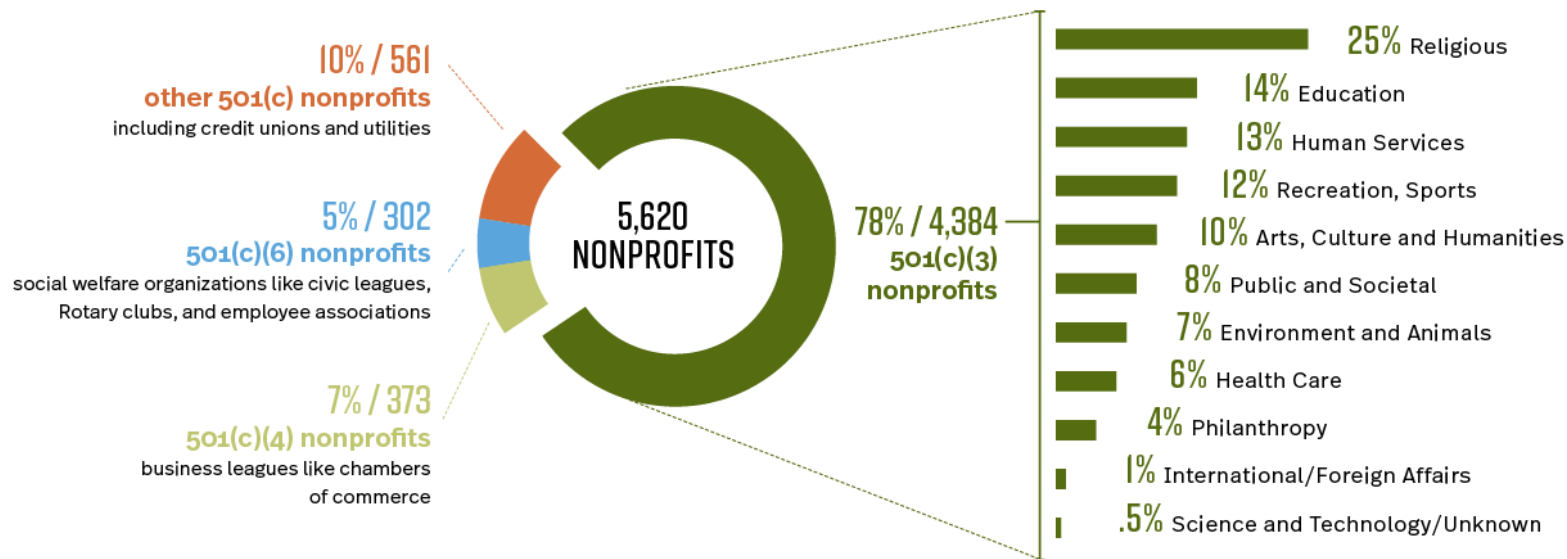
Nonprofits are part of everyday life in Alaska



Together, we foster healthier and more prosperous communities.



Charitable nonprofits reflect a variety of missions

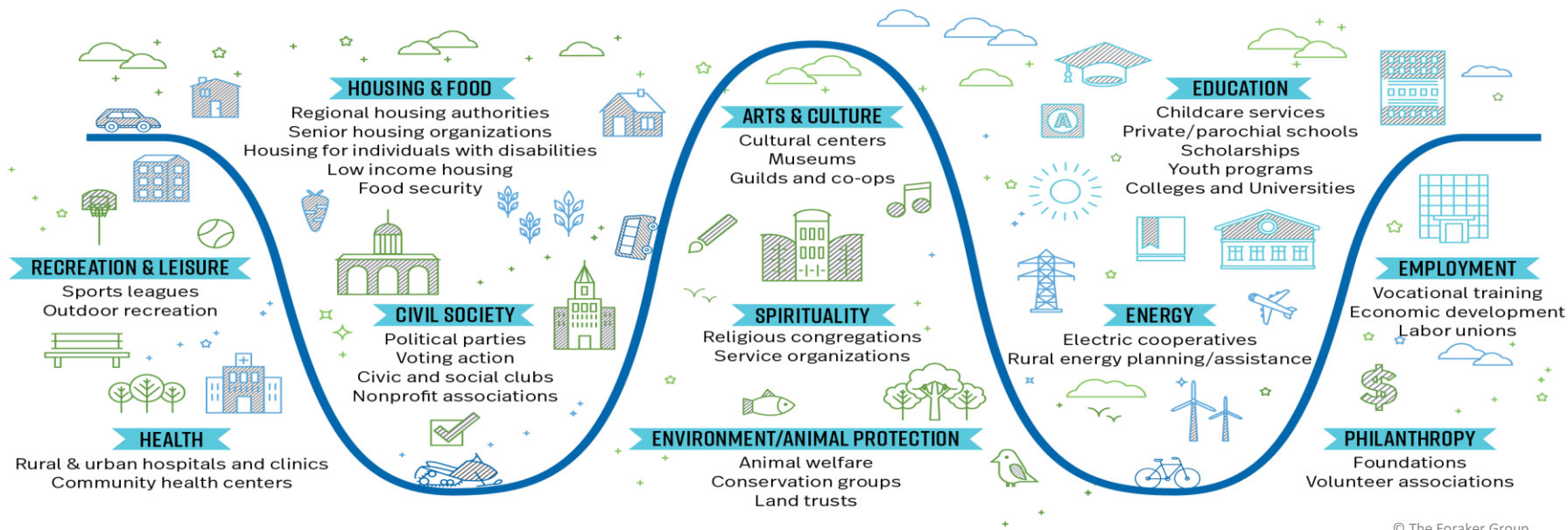


Source: IRS 990 Data.

© The Foraker Group



No matter how you move through your day- nonprofits are by your side



© The Foraker Group

Nonprofits are a major economic driver



We create and sustain jobs for Alaskans and their families.



Alaska Nonprofits create jobs and income that ripple through communities



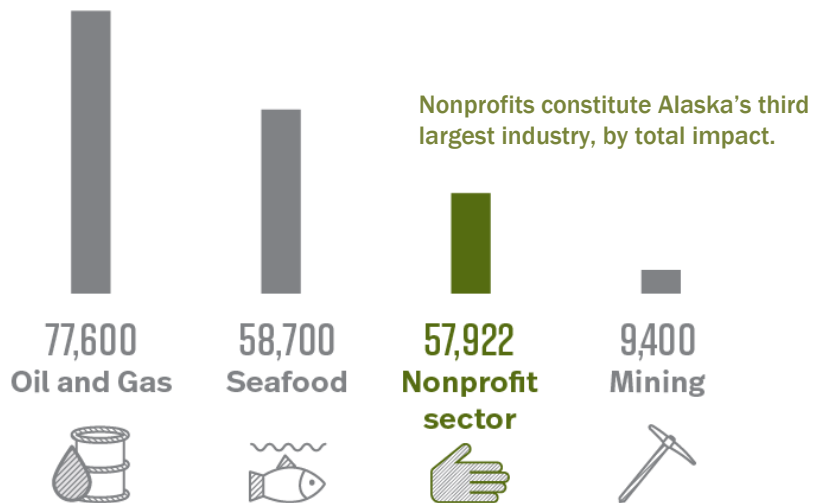
Source: Department of Labor and Workforce Development and UACED calculations

© The Foraker Group



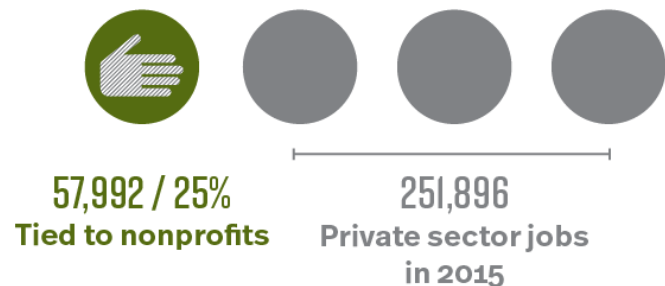
If we thought about nonprofits as an industry...

Providing jobs to Alaskans



Source: State of Alaska Department of Labor and Workforce Development, UACED Calculations, and McKinley Research, includes the direct, indirect, and induced effects of each industry

One in four non-government jobs tied to nonprofits



Source: State of Alaska Department of Labor and Workforce Development and UACED calculations

© The Foraker Group



Nonprofits are essential partners to Alaska's workforce



Resource Development

Oil and Gas, Mining
Industry Associations
Vendor/Supplier Associations
Oil Spill Removal Organizations
Workforce Development



Seafood

Commercial Fisheries
Associations
Regional Aquaculture
Associations
Seafood Processors
Associations
Community Development
Quota (CDQ) Groups



Finance

*(43% of industry employment
is with nonprofits)*

Associations for Banks
and Credit Unions
Community Development
Financial Institutions (CDFIs)
Credit Unions



Healthcare

*(53% of industry employment
is with nonprofits)*

Hospitals
Tribal Health System
Associations for Healthcare
Professionals
Research



Economic Development (All Industries)

Local/Regional Economic
Development Organizations
State and Local Chambers
of Commerce
Vocational Programs



Visitor Industry

Industry Associations
Local Convention and
Visitors Bureaus
Recreational Associations
Environmental Conservation



Construction

Contractors Associations
Homebuilders Associations
Research Organizations
Homeowner Associations



Utilities

*(56% of industry employment
is with nonprofits)*

Industry Associations
Electric Cooperatives
Trade Unions



Alaska Native Corporations

Regional and Village
Corporation Associations
Education Foundations
ANCSA Regional Nonprofits



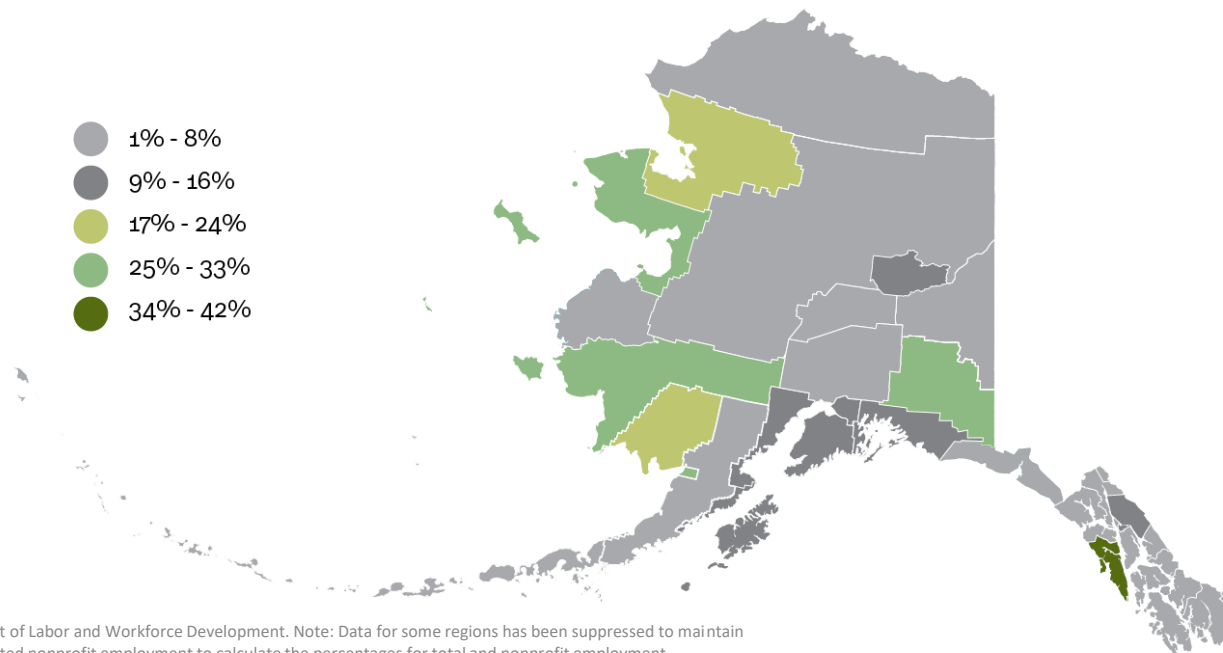
Telecommunications (39% of industry employment is with nonprofits)

Industry Associations
Telephone Cooperatives

© The Foraker Group



Nonprofit jobs play a key role in regional economies



Source: State of Alaska Department of Labor and Workforce Development. Note: Data for some regions has been suppressed to maintain privacy. In these cases, CED estimated nonprofit employment to calculate the percentages for total and nonprofit employment.

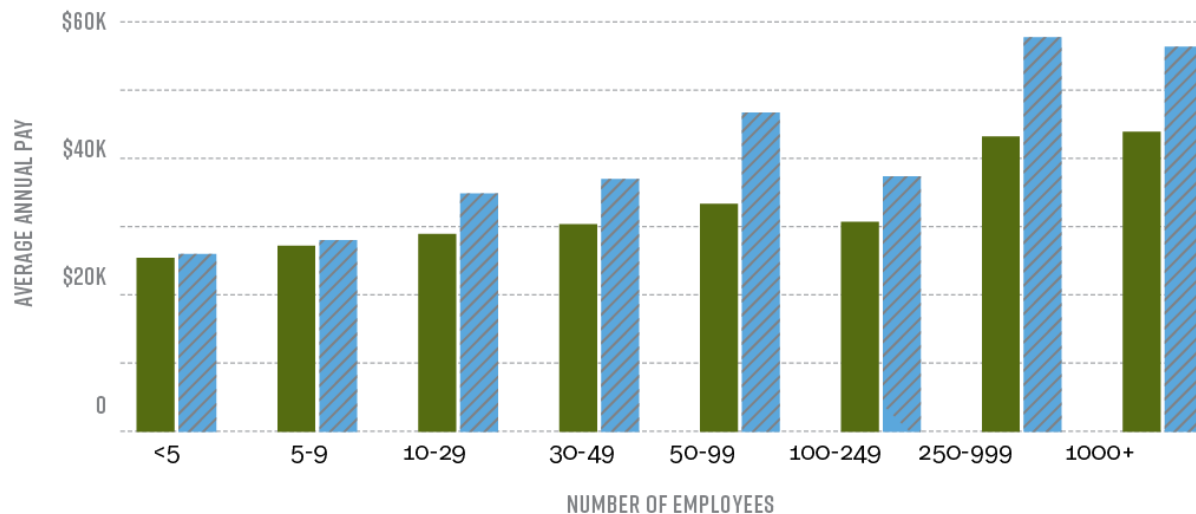
© The Foraker Group



The gender pay gap still needs our attention: Large nonprofits pay more, but the pay gap is larger

The earnings gap between men and women is smallest at nonprofits with fewer than 10 employees. However, average wages grow as organizations get bigger, and the pay gap grows with these increased earnings.

Men
Women

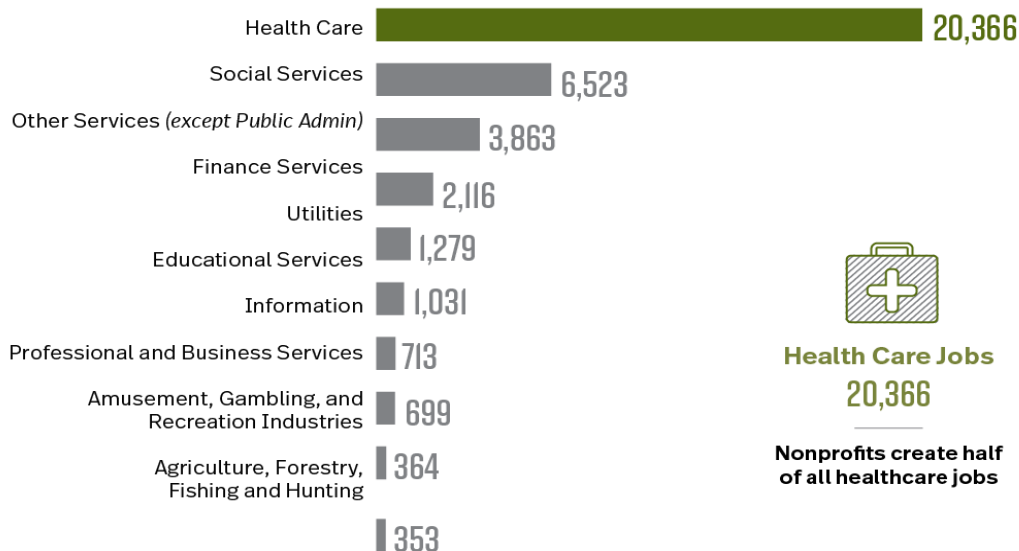


Alaska Department of Labor and Workforce Development, 2017

© The Foraker Group



Healthcare is still a significant driver of nonprofit employment



Nonprofit employment by sector in 2020, for fields with more than 300 jobs



Health Care Jobs
20,366

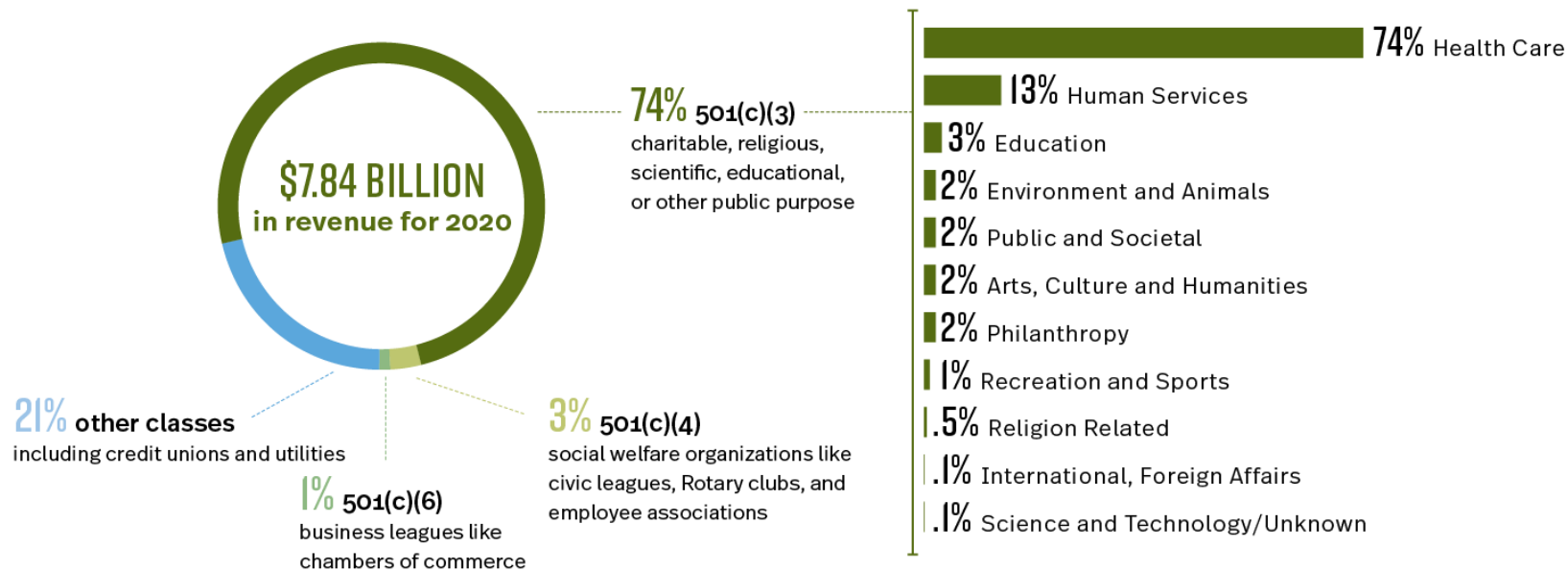
Nonprofits create half of all healthcare jobs

Source: State of Alaska Department of Labor and Workforce Development

© The Foraker Group



Alaska nonprofits are revenue generators for the economy



Source: IRS 990 Data.

© The Foraker Group

Nonprofits leverage public funds for maximum return

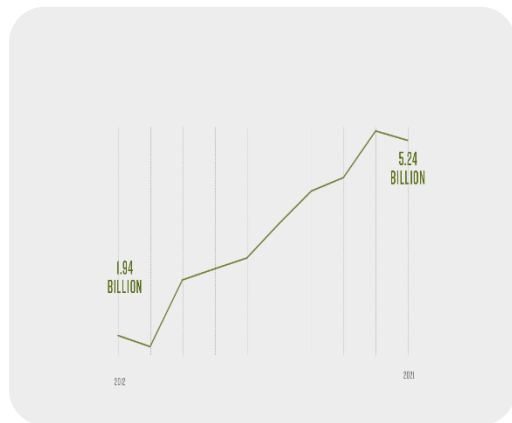


Nonprofits should be recognized as already doing their part to maximize every dollar to benefit the public. **This is a public/nonprofit partnership that must continue.**

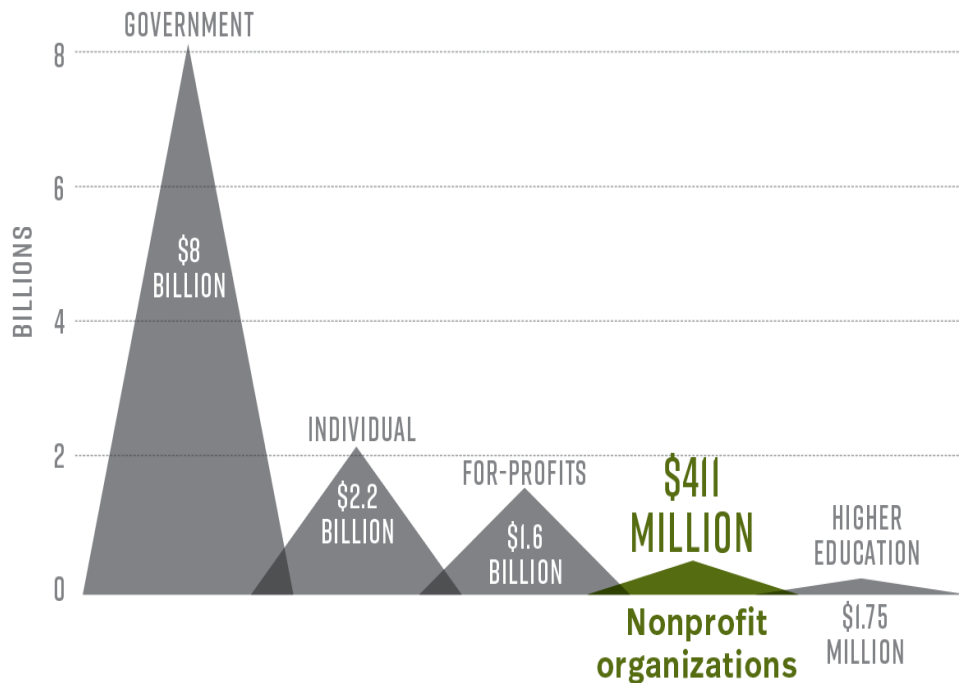


Nonprofits received less than 3% of federal assistance dollars to Alaska in 2020

Total federal grant dollars to Alaska, 2012-2021



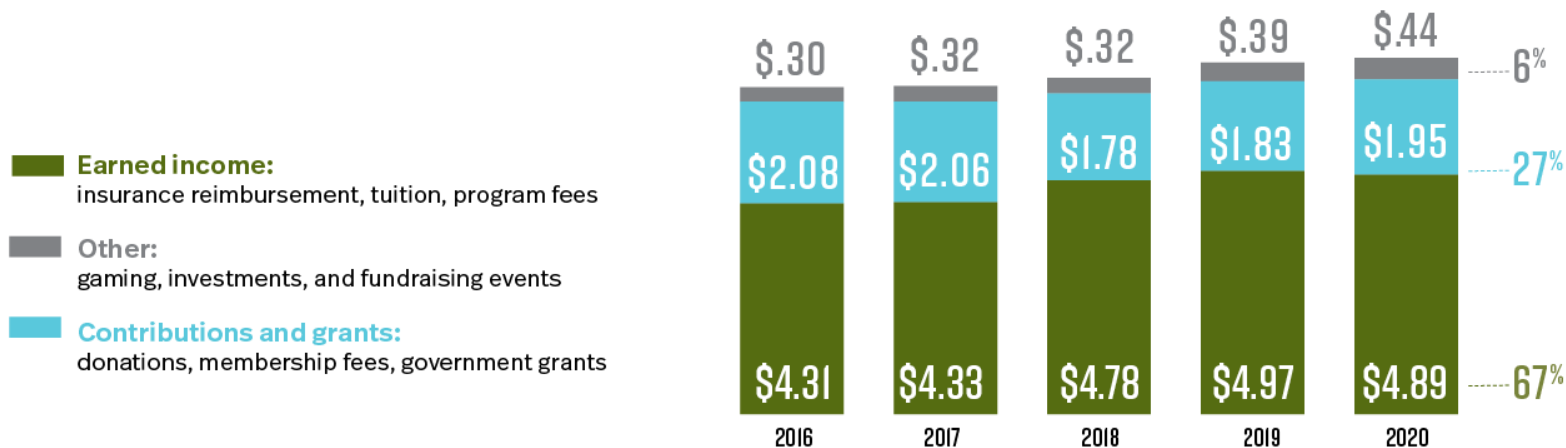
Source: USASPENDING.GOV.



© The Foraker Group



Nonprofits leverage government funding to generate earned and charitable income (in billions)



Source: IRS Masterfile *Note: Includes only data for income-reporting Alaska nonprofits

© The Foraker Group

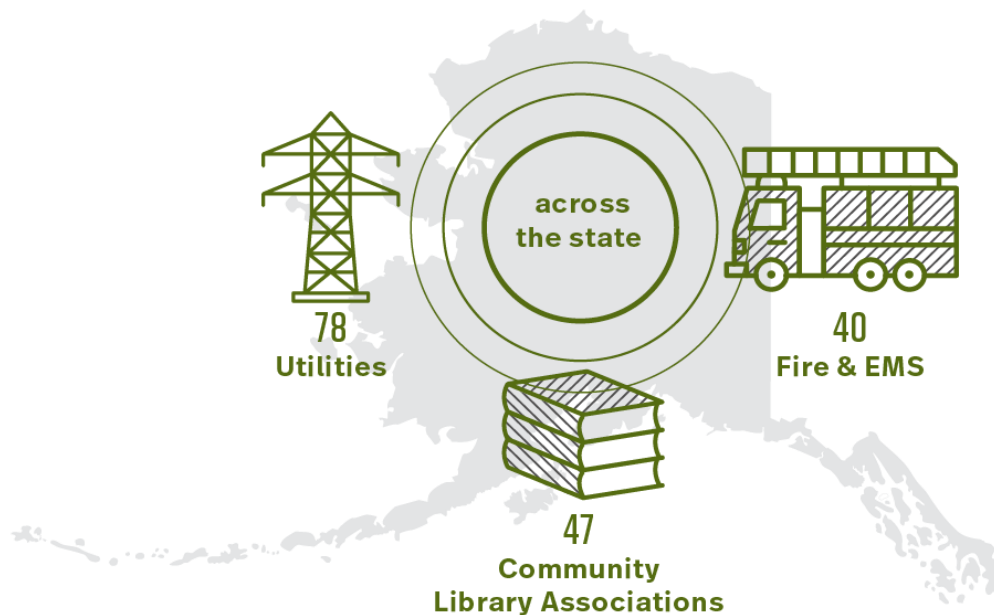
Nonprofits partner with government in delivering essential services



Our partnerships create a social safety net that strengthens the fabric of Alaska communities.



Delivering essential services in Alaska is business as usual for nonprofits



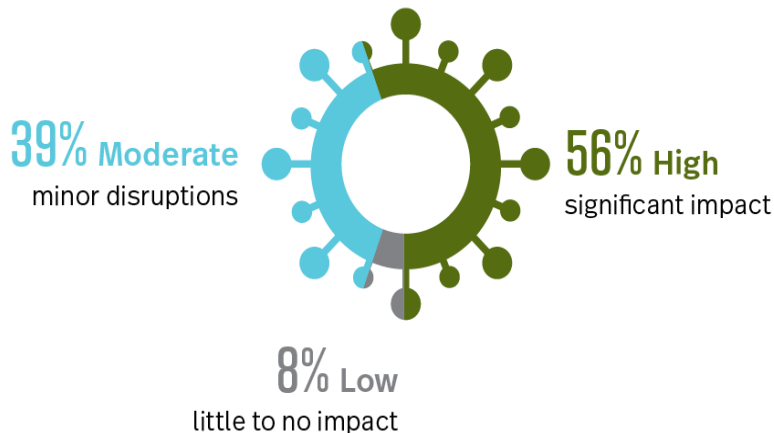
Source: IRS 990 data

© The Foraker Group



Nonprofits lost revenue but maintained missions during the pandemic – a lesson in resiliency

COVID impact to mission



Causes of lost revenue due to COVID





Nonprofits paid a high price but lost fewer jobs than other sectors

2019-2020 change



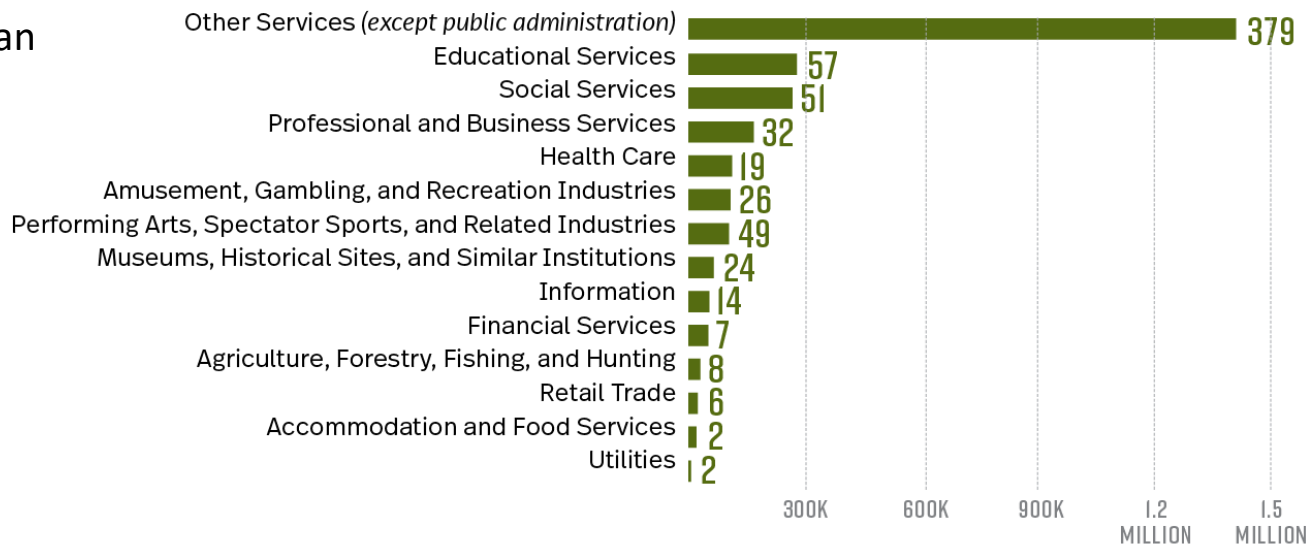
Source: State of Alaska Department of Labor and Workforce Development

© The Foraker Group



Alaska's nonprofits navigated access to pandemic relief to continue serving Alaskans

Nonprofits in Alaska
receiving PPP loans less than
\$150,000 by sub-sector



Source: Small Business Development Center Nonprofit COVID survey

© The Foraker Group

What comes next? What can we do together?

1

Use the data in this report to better understand the economic impact of Alaska nonprofits as you develop policy and make decisions

2

Use the stories here as a reminder that the sector is a place of innovation and opportunity if we nurture rather than stifle it

3

Use your position of influence to stabilize our safety net, secure our points of leverage, and collaborate to maximize our resources

4

Use the lessons we all learned from the pandemic to address inequity in our systems and work together for a more just home for all Alaskans

5

Engage local nonprofit leaders as essential partners for successful decision making, recognizing their deep knowledge about their community

6

Recognize nonprofit contributions to ensuring a vibrant place for all Alaskans to thrive

Use the interactive tools in the report

<https://www.forakergroup.org/speak-up/nonprofit-economic-impact/>

Itemized Income Tax Returns with Charitable Contributions



Nonprofit Share of Private Employment



Nonprofit Share of Total Wages



- Number of nonprofits
- Nonprofit share of total employment
- Nonprofit share of private employment
- Itemized income tax returns with charitable contributions
- Average charitable contribution amount
- Nonprofit share of total wages

© The Foraker Group

Thank you – Questions?



Alaska's Nonprofit Sector: Generating Economic Impact

To download the full
report go to
www.forakergroup.org

theforakergroup

SUPPORTED BY

