

# Covid 19 Workers' Compensation Report

## Overview

At the end of the year, there were 47,569 COVID-19 cases total in AK<sup>1</sup>, with 1045 cumulative hospitalizations and 220 deaths. Cases continue to rise across the state, but the acceleration has slowed and shown signs of reversing in recent weeks.

From March 1<sup>st</sup> to December 21, there have been 1816 Workers' Compensation claims<sup>2</sup> where the cause of injury was "Pandemic" or the nature of injury was "COVID-19". There was 1 WC Fatality Claim.

### Workers' Compensation COVID-19 Claims Filed in 2020

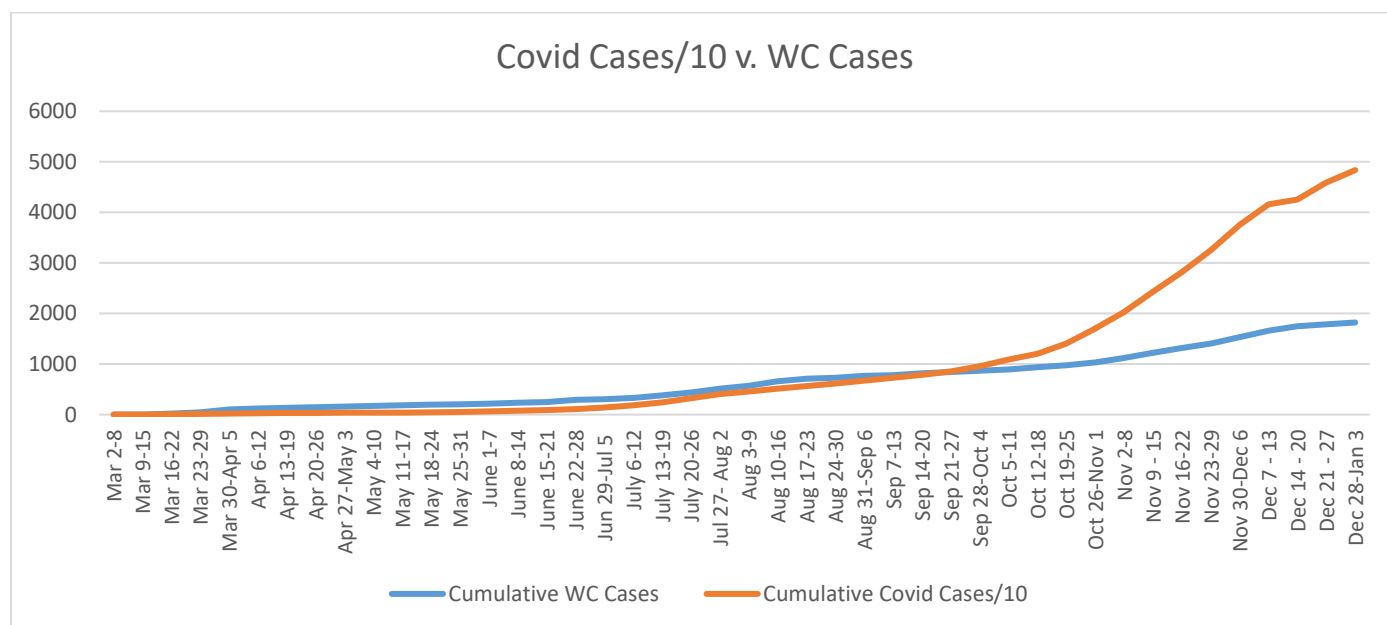
Filed: 1816

Open at the end of the year: 873

Workers' Compensation COVID-19 Claims Denied in 2020 : 228

Total Workers' Compensation Claims Filed in 2020: (MTC 00 or AU) 15,049

Approximately 1 WC claim has been opened for every 10.5 cases of Covid-19. The measures tracked closely until the end of September corresponding to a spike in Covid cases.



The increase in covid-19 cases has not been met with similar increase in WC cases.

<sup>1</sup> Alaska Department of Health and Social Services Coronavirus Response Data Hub Presentation, [Alaska Coronavirus Response \(arcgis.com\)](https://arcgis.com)

<sup>2</sup> Workers' Compensation Division, Incident and Claims Expense Reporting System (ICERS)

## Payments

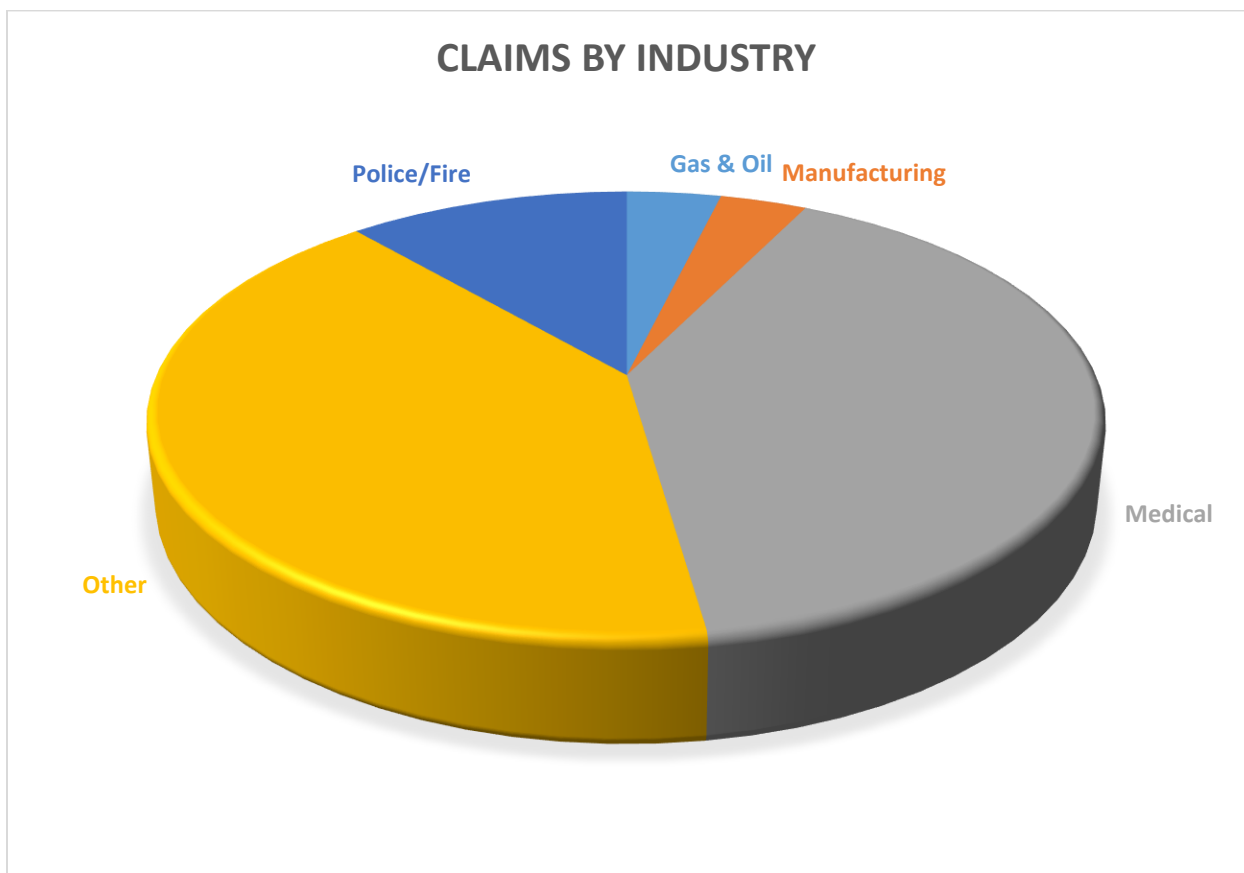
Payment have been made on 523 cases for a total of \$655,717.80. Employer paid (EP) has hovered between 20% and 25% accounting for \$120,723.50. \$143,580.62 has been paid in Other Benefit Type (OBT).

Covid WC Claims represent 12% of all new cases filed and 20% of all IPs or EPs filed from 3/19/2020 to 12/31/2020.

## Industry

SB 241 was an extension of the public health disaster emergency declaration issued by the governor on March 11, 2020 and ended November 15, 2020; which declared a presumption of compensability if exposed to COVID-19 while employed as a firefighter, emergency medical technician, paramedic, peace officer, or health care provider, and verified by a lab or physician.

Since November 1st, there have been 783 WC cases opened, 320 closed, 106 denied and 172 paid, for a total of \$196,022.43. The medical industry accounted for 277 of those cases, and Police/Fire for 70.



### Top 5 Industries for Covid Claims

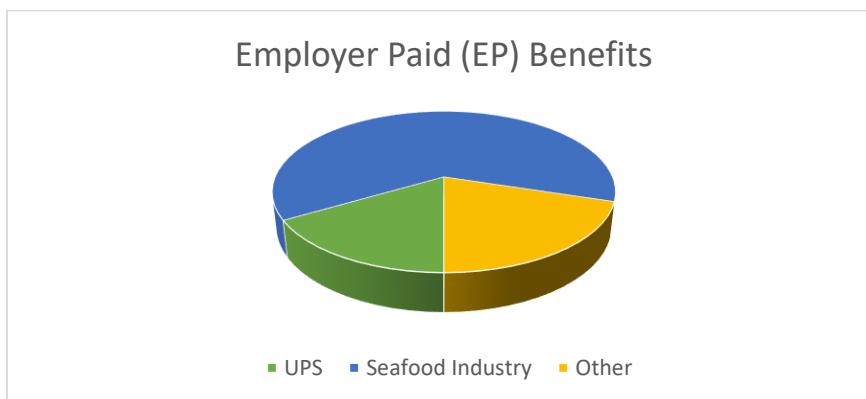
Industry Code	Industry	Count
622110	General Medical and Surgical Hospitals	479
921190	General government support	173
452112	Discount Department Stores	147
424460	Seafood Industry	119
813319	Social Advocacy Groups	112

### Top 5 Industries for IP for WC Covid Cases

Industry	# IP Paid
Medical	135
Other	84
Police/Fire	27
Oil and Gas	18
Seafood Industry	12

### Top 5 Occupations for IP for WC Covid Cases

# IP Paid	Occupation Description	Industry Code
71	Nurse	622110
22	CORRECTIONAL OFFICER	921190
12	FF/EMT	922160
11	POLICE OFFICER	921110
10	FOREMAN	324110
9	ELECTRICIAN	236210



## Top 5 Industries for Denials

# of Denials	Industry Code	Occupation Descriptions
82	622110	General Medical and Surgical Hospitals
59	445110	Supermarkets and Other Grocery (except Convenience) Stores
20	492110	Local Messengers and Local Delivery
16	334111	Electronic Computer Manufacturing
14	722511	Full-Service Restaurants

## Regional Breakout

As we can see from the following table, Anchorage has more covid cases per population and Southeast has less. The Northern Region has higher comp payments (almost exclusively due to one case in Utqiagvik). Southwest and Interior both have lower pay totals than expected.

Region	Pop (2019 est) [1]	% Pop	Covid Cases [2]	% Cases	WC Claims[3]	% Claims	WC Pay- ments[3]	% Pymts
<b>Anchorage, Municipality of</b>	<b>291,845</b>	40%	23147	49%	1021	56%	\$ 398,645.98	61%
<b>Matanuska-Susitna Borough</b>	<b>106,438</b>	15%	6471	14%	149	8%	\$ 14,804.39	2%
<b>Gulf Coast Region</b>	<b>80,866</b>	11%	4918	10%	156	9%	\$ 65,048.07	10%
<b>Interior Region</b>	<b>109,847</b>	15%	5673	12%	138	8%	\$ 18,742.44	3%
<b>Northern Region</b>	<b>27,432</b>	4%	1495	3%	64	4%	\$ 88,549.91	14%
<b>Southeast Region</b>	<b>72,373</b>	10%	1761	4%	146	8%	\$ 34,050.81	5%
<b>Southwest Region</b>	<b>42,206</b>	6%	3894	8%	130	7%	\$ 23,853.48	4%
Out-of State/Other	unk		212	0%	12	0%	\$ 12,022.72	0%
<b>Total</b>	<b>731,007</b>		<b>47571</b>		<b>1816</b>		<b>\$ 655,717.80</b>	

[1] Alaska Department of Labor and Workforce Development, Research and Analysis Section

[2] Alaska Department of Health and Social Services Coronavirus Response (12/31/2020)

[3] ADOL-WD, Division of Workers' Compensation (ICERS, 12/31/2020)