



# Health Care Services FY2022 Overview

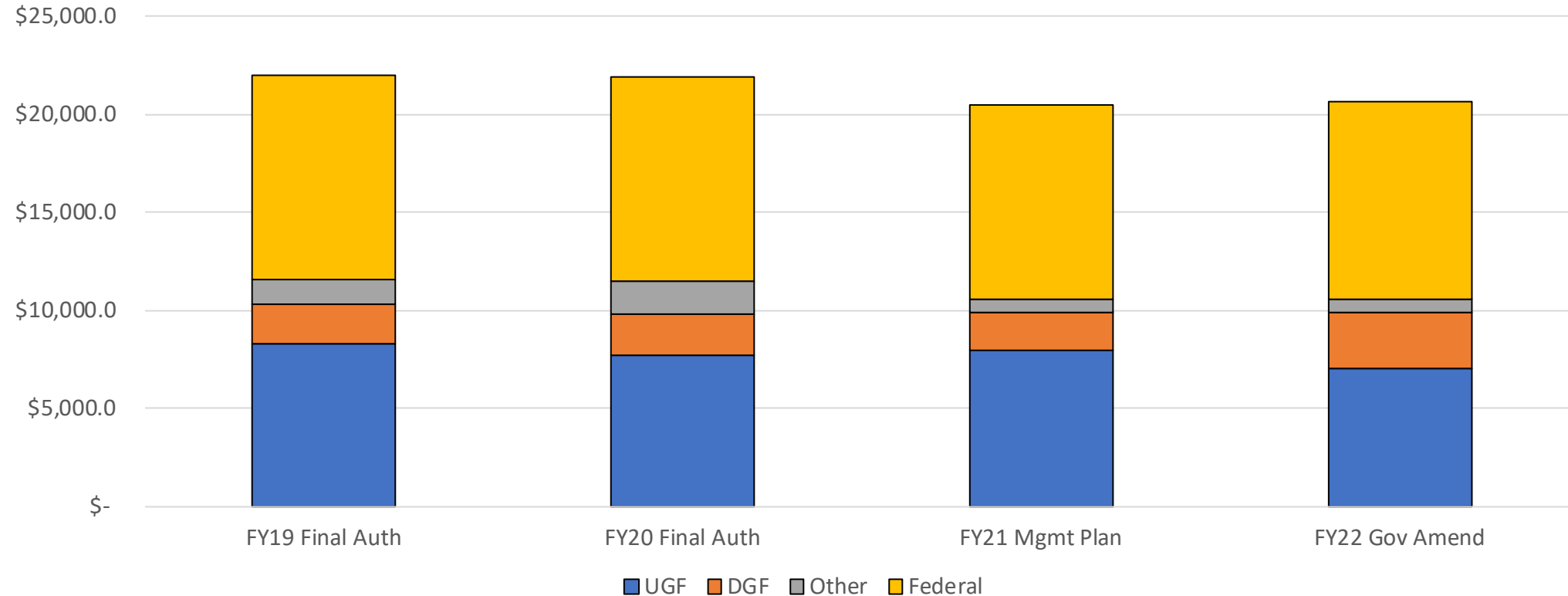
*House Health & Social Services  
Finance Subcommittee*

*Renee Gayhart, Director*

*March 18, 2021*



# Health Care Services Operating Budget Comparison FY2019-FY2022 (in thousands)



	FY19 Final Auth	FY20 Final Auth	FY21 Mgmt Plan	FY22 Gov Amend	Difference FY19 and FY22	% Difference FY19 and FY22	Difference FY21 and FY22
<b>UGF</b>	\$ 8,263.8	\$ 7,708.0	\$ 7,961.9	\$ 7,021.2	\$ (1,242.6)	-15.0%	\$ (940.7)
<b>DGF</b>	\$ 2,082.0	\$ 2,093.2	\$ 1,958.2	\$ 2,886.9	\$ 804.9	38.7%	\$ 928.7
<b>Other</b>	\$ 1,209.6	\$ 1,705.5	\$ 641.7	\$ 641.7	\$ (567.9)	-46.9%	\$ -
<b>Federal</b>	\$ 10,476.1	\$ 10,424.9	\$ 9,885.5	\$ 10,060.7	\$ (415.4)	-4.0%	\$ 175.2
<b>Total</b>	\$ 22,031.5	\$ 21,931.6	\$ 20,447.3	\$ 20,610.5	\$ (1,421.0)	-6.4%	\$ 163.2



# Health Care Services Division

- Medicaid Operations Unit
- Pharmacy & Ancillary Services Unit
- Tribal Health Program
- Systems & Analysis Unit
- Accounting & Recovery Unit
- Health Facilities Licensing and Certification Unit
- Residential Licensing Unit
- Background Check Unit
- Quality Assurance Unit
- Clinical Review Team



# FY2020 Medicaid Claims Processed through the Medicaid Management Information System (MMIS) and the Administrative Services Organization (ASO)

- MMIS Claims: 6,872,019
- MMIS Reimbursement: \$2,191,619,782

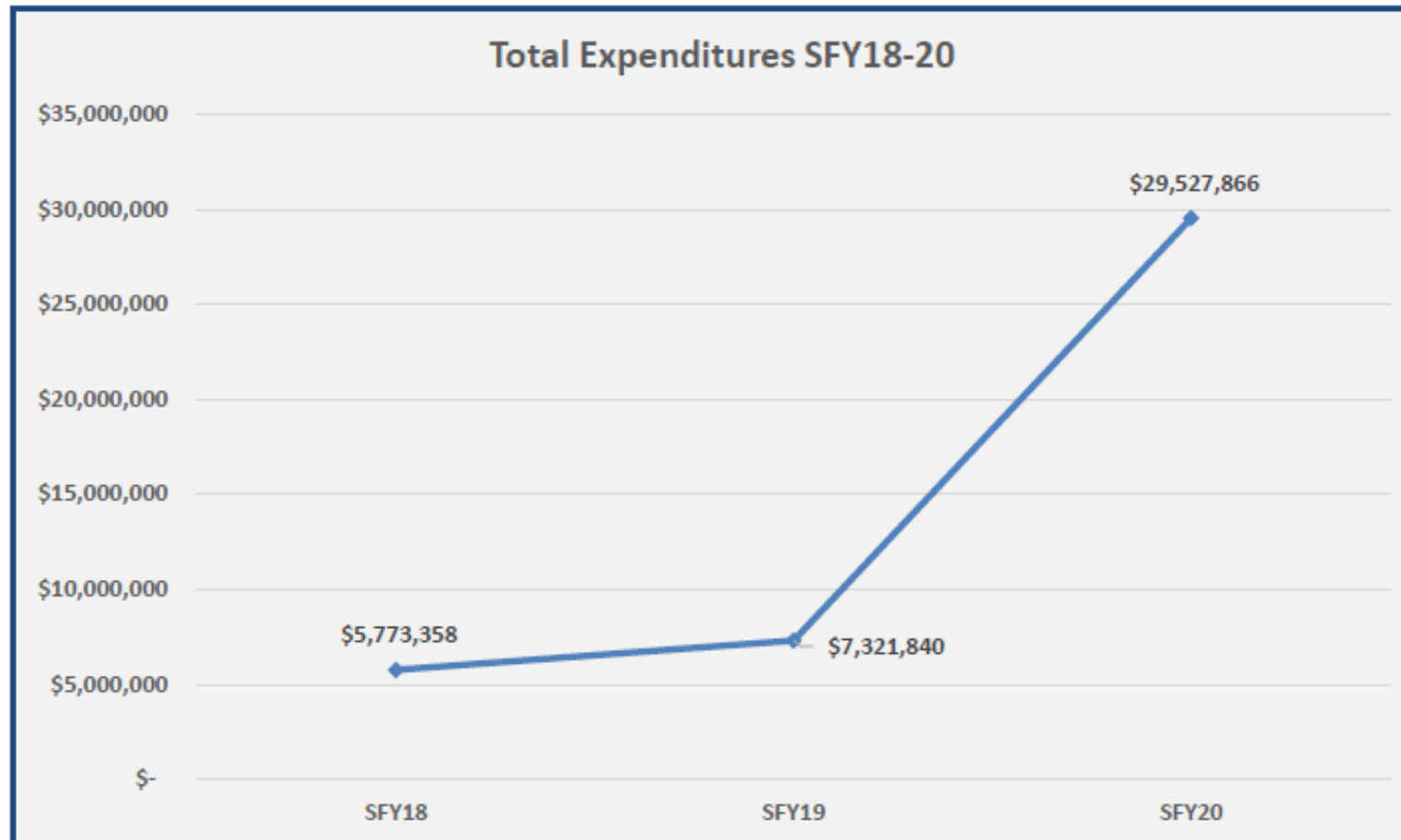
Top 10 Reimbursements by Provider Type		Top 10 Claim Types	
General Hospital - Inpatient	\$378,069,154	Pharmacy	1,665,624
Home & Community Based Services	\$274,819,408	Health Professional Group	1,311,024
General Hospital - Outpatient	\$254,987,573	Behavioral Health	824,784
Health Professional Group	\$245,581,529	Home & Community Based Services	564,951
Behavioral Health	\$224,337,834	General Hospital - Outpatient	456,772
Skilled Nursing Facility/Intermediate Care Facility	\$189,300,818	Transportation	438,289
Pharmacy	\$169,453,159	Federally Qualified Health Center/Rural Health Clinic	361,375
Federally Qualified Health Center/Rural Health Clinic	\$144,213,967	Medicare Crossover - Part B	336,091
Transportation	\$109,576,673	Dental	212,468
Dental	\$81,044,925	Personal Care Agency	172,184

- ASO 1115 Substance Use Disorder Reimbursement: \$4,828,629



# Medicaid Operations Unit

## TELEHEALTH Total Expenditures FY2018 – FY2020



# Pharmacy & Ancillary Services Unit

- Establishment and oversight of evidence-based Covered Outpatient Drugs (COD)\* including operation of:
  - A Drug Utilization program to encourage appropriate medication use,
  - A Preferred Drug List program guided by a Pharmacy & Therapeutics Committee,
  - A federally mandated Drug Rebate program.
- Point-of-sale pharmacy claims processing to allow patient access and timely provider reimbursement.

\* medications dispensed by pharmacies or administered in clinics



# Tribal Health Program

## Tribal Reclaiming

SFY	Target	State GF Savings (Transportation)	State GF Savings (Other Services)	Total State GF Savings
SFY2017	\$32M	\$10,589,538	\$24,192,302	\$34,781,840
SFY2018	\$42M	\$15,901,959	\$29,285,001	\$45,186,960
SFY2019	\$84M	\$26,922,884	\$45,724,251	\$72,647,135
SFY2020	\$104M	\$35,998,891	\$59,119,442	\$95,118,333
<b>TOTAL</b>		<b>\$89,413,272</b>	<b>\$158,320,996</b>	<b>\$247,734,268</b>

5,153 Care Coordination Agreements

397 Providers

13 Tribal Health Organizations Participating in Tribal Reclaiming





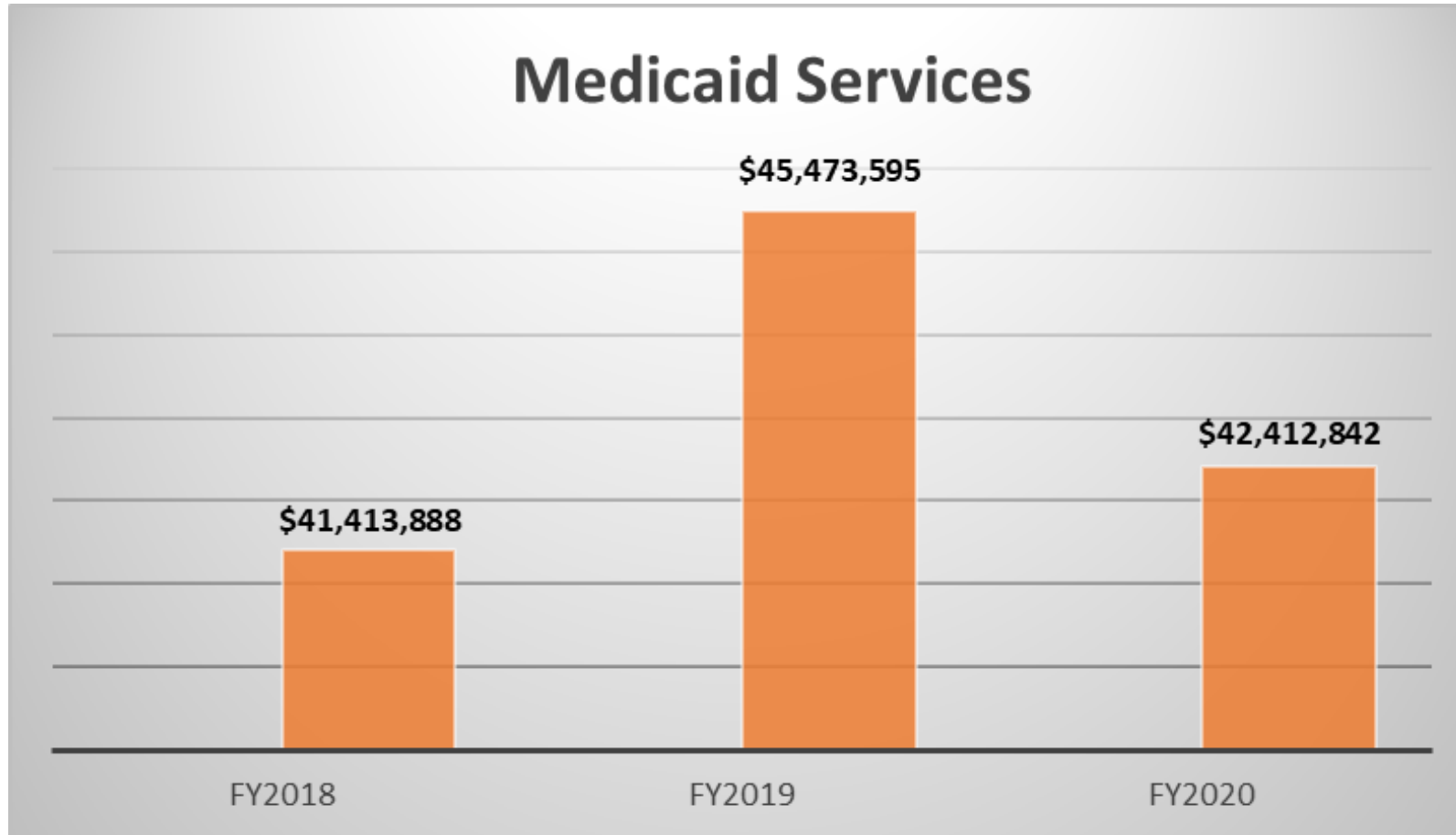
# Accounting & Recovery Unit

Third Party Liability Collections & Savings SFY2018 - SFY2020			
	SFY18 TOTALS	SFY19 TOTALS	SFY20 TOTALS
<b><u>MEDICAID RECOVERIES</u></b>			
TPL Contracted Recoveries	\$7,341,422.03	\$6,859,568.32	\$7,526,355.87
Working-Disabled Program Premiums	\$113,315.00	\$99,781.32	\$102,530.00
MQT & Miller Trust Recoveries	\$1,997,284.55	\$2,344,127.11	\$2,091,706.35
****Resource Rembursements	\$7,916.61	\$42,251.98	\$25,178.65
Drug Rebate Recoveries	\$81,353,826.63	\$104,252,665.08	\$105,723,346.63
AG's Subrogation	\$1,484,756.75	\$2,944,623.88	\$2,929,770.26
AG's Restitution/Lawsuits/Malpractice	\$6,546.92	\$11,913.28	\$127,724.30
AG's Estate Recovery	\$319,086.03	\$274,550.36	\$459,693.84
CAMA/ADMIN	\$1,474.51	\$525.12	\$25,713.38
<b>Total Overall SFY20 Collections</b>	<b>\$92,625,629.03</b>	<b>\$116,830,006.45</b>	<b>\$119,012,019.28</b>
<b><u>COST AVOIDANCE SAVINGS</u></b>			
Health Insurance Premium Program - HIPP	\$3,013,026.17	\$3,568,145.69	\$3,351,562.11
*Medicare Paid	\$153,266,822.52	\$201,344,103.60	\$176,407,612.98
**Other Resource Paid Prior to Medicaid Payment	\$150,557,233.78	\$157,422,263.49	\$190,275,202.60
<b>Total Overall SFY20 TPL Savings</b>	<b>\$306,837,082.47</b>	<b>\$362,334,512.78</b>	<b>\$370,034,377.69</b>
<b><u>PREMIUMS and FEES</u></b>			
TPL Contractor Recovery Fees Paid	\$2,008,363.17	\$1,835,806.63	\$1,974,249.61
Medicare Part A Hospital Premiums Paid	\$2,957,458.00	\$2,909,870.00	\$3,315,199.00
Medicare Part B Medical Premiums Paid	\$27,462,735.50	\$29,650,847.30	\$30,986,381.20
<b>Total Overall SFY20 Fees/Premiums Paid</b>	<b>\$32,428,556.67</b>	<b>\$34,396,523.93</b>	<b>\$36,275,829.81</b>
Combined TPL Collections and Savings	\$399,462,711.50	\$479,164,519.23	\$489,046,396.97
Minus Total Fees	\$32,428,556.67	\$34,396,523.93	\$36,275,829.81
<b>Grand Total TPL Collections &amp; Savings SFY</b>	<b>\$367,034,154.83</b>	<b>\$444,767,995.30</b>	<b>\$452,770,567.16</b>



# Accounting & Recovery Unit

## Medicaid Average Weekly Provider Check Write FY2018 – FY2020



# Health Facilities Licensing & Certification Section

- General Acute Care Hospitals (6)
  - Long Term Acute Care Hospital (1)
  - Specialty Hospitals (2)
  - Critical Access Hospitals (7)
  - Frontier Extended Stay Clinics (2)
  - Long Term Care Facilities (15)
  - Volunteer Hospice (7)
  - Hospice Agencies (5)
  - Home Health Agencies (17)
  - Ambulatory Surgical Centers (22)
  - Free Standing Birth Centers (16)
- 
- Biennial licenses are renewed every other year (two-year license cycle)

# Residential Licensing Section

- Assisted Living Homes - 701
  - Senior Homes – 236
  - Development and Mental Health Disability Homes – 421
  - Dual Licenses – 44
- Residential Child Care Facilities– 40
- Residential Psychiatric Treatment Facilities for Children – 5
- Biennial licenses are renewed every other year (two-year license cycle)
- Provisional licenses are renewed every year (one-year license cycle)

# Background Check Program

During CY2020, the HCS Background Check Program received and processed 33,510 background check applications.

- 23,680 New background check requests completed
- 9,830 Additional applications entered, connecting to a previous determination, receiving an instant clearance

# Background Check Program

State Program Position Categories (SDS, DBH, HCS, DPS, DEED, OCS) Serviced by BCP

<b>Assisted Living Facilities</b>	Administrator, Caregiver, Food Service Personnel, Household member, Janitorial, Nurse, Office Staff, Owner, Resident Manager
<b>Autism Service Providers</b>	Behavior Analyst, Behavior Technician
<b>Behavior Health Facility</b>	Administrative Assistant/Clerical, Case Manager, Clinical Associate, Clinical Director, Community Mental Health Nurse, Counselor Assistant, Executive Director, Floor Monitor, Food Services, Grants Coordinator, Job Developer, Medical Billing, Mental Health Clinician, Non-Profit Facility Volunteer, Nurse, Peer Support Worker, Physician, Program Manager, Psychiatrist, Quality Improvement Specialist, Records, Substance Abuse Counselor, Trauma Informed Clinician
<b>Child Care Facility</b>	Administrator, Caregiver, Child Care Associate, Facility Staff (not caregiver), Household Member, Owner
<b>EED: Pre-K/Pre-School/Head Start</b>	Administrator, Family Advocate, Health Provider, Kitchen Staff, Maintenance/Janitorial, Teacher, Teaching Aid
<b>Foster Home</b>	Caregiver (not household member), CPA Administrator, Foster Parent, Household Member
<b>Grant Funded Program</b>	Grant Administrator, Grantee Care Provider, Grantee Foster Grandparent, Grantee Staff
<b>Personal Care Agency</b>	Case Manager, Clerical, Contractor/Consultant, Financial, Individual Service Provider, Janitorial, Managerial, Nurse, Owner/Operator, Personal Care Worker, Volunteer
<b>Residential Child Care Facility</b>	Administrator, Associate Administrator, Caregiver, Designee, Doctor, Food Service Personnel, Maintenance/Janitorial Personnel, Mental Health Professional, Nurse, Office Staff
<b>Student/Apprentice Training (healthcare related careers)</b>	Student, Teaching, Teaching Office Staff



# Background Check Program

State Program Position Categories (SDS, DBH, HCS, DPS, DEED, OCS) Serviced by BCP

<b>Transportation (medical transport services/disabled individuals)</b>	Driver, Office Staff
<b>Waiver Service Provider</b>	Care Coordinator, Case Manager, Clerical, Contractor/Consultant, Financial, Individual Service Provider, Janitorial, Managerial, Nurse, Owner/Operator, Volunteer
<b>Health Care: Executive, Administrative, Managerial</b>	Administrator, Clerical, Director/Business Manager, Nursing Home Administrator, Owner/Operator
<b>Health Care: Food and Dietary Services</b>	Cook, Kitchen Worker Food Preparer, Waiter/Waitress
<b>Health Care: Housekeeping and Engineer Services</b>	Cleaner, Janitor, Maid
<b>Health Care: Laboratory and Radiology Services</b>	Laboratory Technician, Radiology Technician
<b>Health Care: Professional/Licensed Health Care</b>	Dentist, Dietitian, Faculty, Licensed Practical/Licensed Vocational, Medical Director, Medical Student, Mental Health Clinician, Mental Health Professional, Nursing Student, Occupation/Vocational Therapist, Pharmacist, Physical Therapist, Physician, Physician Extender, Podiatrist, Psychiatrist, Registered Nurse, Social Worker, Speech/Language Pathologist
<b>Health Care: Technical, Unlicensed Health Care</b>	Care Coordinator, Feeding Assistant, Individual Service Provider, Medication Aide-Technician, Nurse Aide, Nurse Aide in Training, Occupation/Vocational Therapy Aide/Assistant, Orderly Attendant, Physical Therapy Aide/Assistant, Psychiatric Nurse Assistant, Student Nurse
<b>Health &amp; Social Services Headstart</b>	Admin/Clerical, Administrator, Family Advocate, Food Services/Kitchen Staff, Maintenance/Janitorial, Supervisor/Coordinator, Teacher, Teaching Aid
<b>Tribal Cosigner</b>	Provider

# Quality Assurance Unit

## Alaska Medicaid Provider Enrollment FY2018 – FY2020

Top Medicaid Enrolled Provider Types:

Provider Type	SFY2018	SFY2019	SFY2020
020 - Physician (MD)	9,230	8,146	7,017
094 - Personal Care Assistant	7,388	6,178	4,956
034 - Advanced Practice Registered Nurse	1,772	1,855	1,672
021 - Health Professional Group	1,409	1,332	1,212
033 - Physician Assistant	948	971	983
030 - Dentist	879	855	791
039 - Physical Therapist	658	634	655
131 - Behavioral Health Clinical Associate	N/A	N/A	599
055 - Community Health Aide/Practitioner	565	582	484
001 - General Hospital	534	522	422
047 - Home Community Based Agency	265	294	338
117 - Certified Registered Nurse Anesthetist	331	365	313
Total Medicaid Enrolled Providers	SFY2018	SFY2019	SFY2020
In-State	18,731	17,756	17,558
Out of State	9,673	8,104	6,487
<b>Total</b>	<b>28,404</b>	<b>25,860</b>	<b>24,045</b>

Note: Overall drop in enrolled providers from previous years is primarily due to out-of-state providers who failed to revalidate and were dropped from active enrollment.



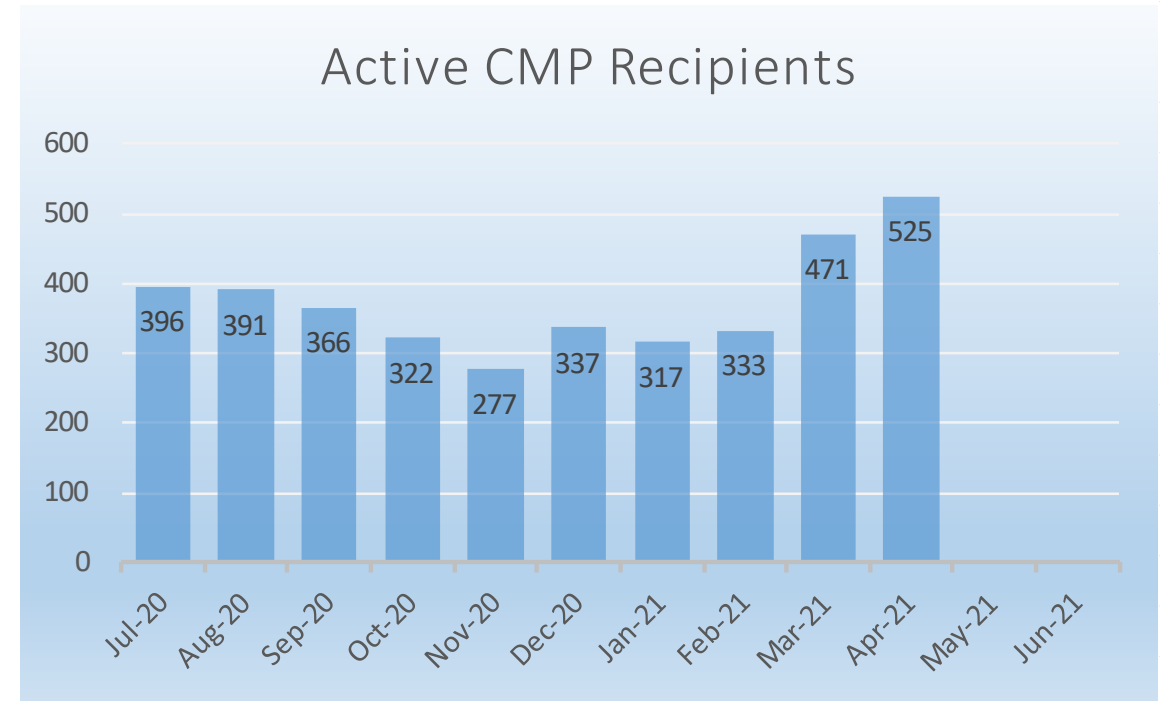
# Quality Assurance Unit

## Care Management Program Summary

Year to Date Active Summary -- FY2021

Active CMP Recipients	
Currently in CMP	317
Recipients Beginning CMP This Month	1
Recipients Serving Final Month	7
Recipients Beginning February 2021	20
Recipients Beginning March 2021	143

Month	Active CMP Recipients
Jul-20	396
Aug-20	391
Sep-20	366
Oct-20	322
Nov-20	277
Dec-20	337
Jan-21	317
Feb-21	333
Mar-21	471
Apr-21	525
May-21	
Jun-21	



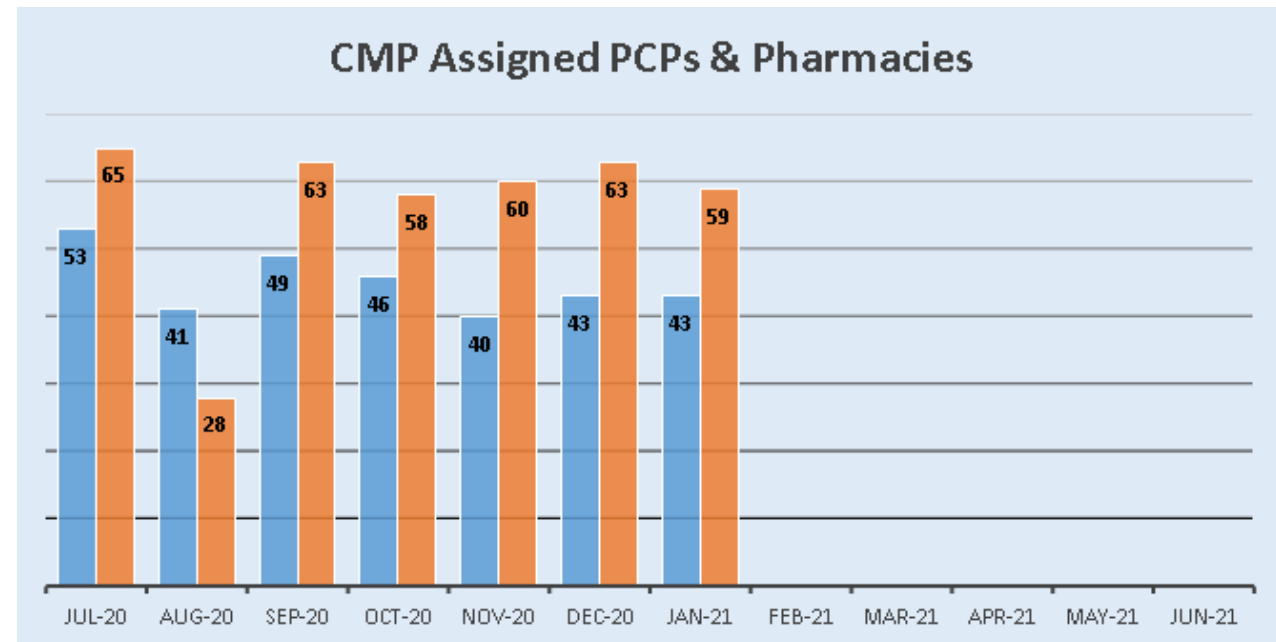
# Quality Assurance Unit

## Care Management Program

- Currently there are 43 primary care providers and 63 pharmacies that work with recipients in their medical and prescription needs.
- Southcentral Foundation currently acts as the Primary Care Provider & Pharmacy for most CMP recipients.

Primary Care Providers	Recipients
Southcentral Foundation	116
Yukon-Kuskokwim Health Corporations	44
Anchorage Neighborhood Health Center, Inc	34

Pharmacy Providers	Recipients
Southcentral Foundation	97
Yukon-Kuskokwim Health Corporations	46
Alaska Native Tribal Health Consortium	12



# Quality Assurance Unit

## Explanation of Medical Benefits (EOMB)

- In October 2020 DHCS completed the effort to release EOMB functionality for both adults and children.
- Members can register for EOMB access at <https://member.medicaidalaska.com/>
- Two years of claim information is available for review. Members have the option report questionable claims to DHCS for review.

# Clinical Review Team

## Medical Care Advisory Committee

### **Purpose**

The Medical Care Advisory Committee (MCAC) is a public advisory group charged with advising the Department of Health and Social Services on Medicaid policy and program changes.

### **Members**

7 – 13 members, including 6 from the following professions:

- Physician
- Behavioral health provider
- Nurse
- Dentist
- Pharmacist
- Hospital Administrator
- Nursing Home Administrator

### **Subcommittees**

Bylaws, Consumer Relations, Executive, Legislative, Strategic Planning

### **Workgroups**

- Chiropractic (Wellness)
- Dental Quality (Oral Health, including Oral Surgery)
- Genetic Testing
- Telehealth (including pediatric telehealth focus)



# How has the Public Health Emergency affected programs?

Alaska was approved the flexibility to waive the following requirements:

## Section 1135 Waiver

- Suspend Prior Authorization (PA) Requirements
- Extend Pre-Existing Prior Authorizations
- Extend Appeal/Fair Hearing Time Limits by up to 120 days
- Waive certain provider enrollment screening requirements
- Auto enroll providers certified by another state Medicaid program or by Medicare
- Temporarily cease revalidation of Alaska-based providers
- Allow services provided in unlicensed facility to be reimbursed under certain circumstances
- Provision of Care: Suspend enforcement of the Emergency Medical Treatment and Active Labor Act (EMTALA)
- Allow Facilities/institutional providers to setup and bill for ACS, outside licensed and traditional space to be used for COVID

# How has the Public Health Emergency affected programs?

## Section 1135 Disaster Relief State Plan Amendment

- Do not impose cost sharing for COVID-19 testing and treatments
- Suspend premiums for qualified working disabled under 1902(a)(10)(A)(ii)(XIII)
- Allow for postponement or modification of provider CPR/first aid certification requirements for certain providers
- Claims for outpatient drugs with days' supply up to 68 days shall be permitted
- Raise dispensing fee to \$15.86 when a pharmacy delivers meds (\$23.78 in roadless areas)
- Allow WAC+1% when drug acquisition cost exceeds "lesser of" logic, bypassing FUL and NADAC.

# How has the Public Health Emergency affected programs?

## Appendix K –

### Provider Enrollment and Participation Requirements

- Streamline provider enrollment requirements when enrolling providers
- Postpone deadlines for revalidation of providers who are located in state or otherwise directly impacted by the emergency
- Waive revalidation and provider renewal requirements
- Allow for provider electronic signature
- Postpone fingerprint requirements, allowing the issuance of a background check approval on a provisional basis
- Waive provider and recipient signature requirements
- Waive all face-to-face requirements



# Currently in Process for SFY 2021:

- Review telehealth outcomes during COVID-19 public health emergency; identify successes for permanent regulatory change consideration
- Medicaid dental, therapy, and visions services regulatory changes to curtail overuse and misuse of services
- Fiscal agent and Pharmacy RFP
- Transportation Efficiencies
- Additional Pharmacy Rebates
- Additional recoveries in Accounting & Recovery



# QUESTIONS?