

House Health and Social Services Committee Update

COVID-19 in Alaska



Adam Crum, Commissioner, Department of Health & Social Services

Dr. Anne Zink, Chief Medical Officer, Department of Health & Social Services

Heidi Hedberg, Director, Division of Public Health, DHSS

Dr. Joe McLaughlin, State Epidemiologist, Division of Public Health, DHSS

Dr. Coleman Cutchins, Pharmacist, COVID Testing Coordinator, DHSS

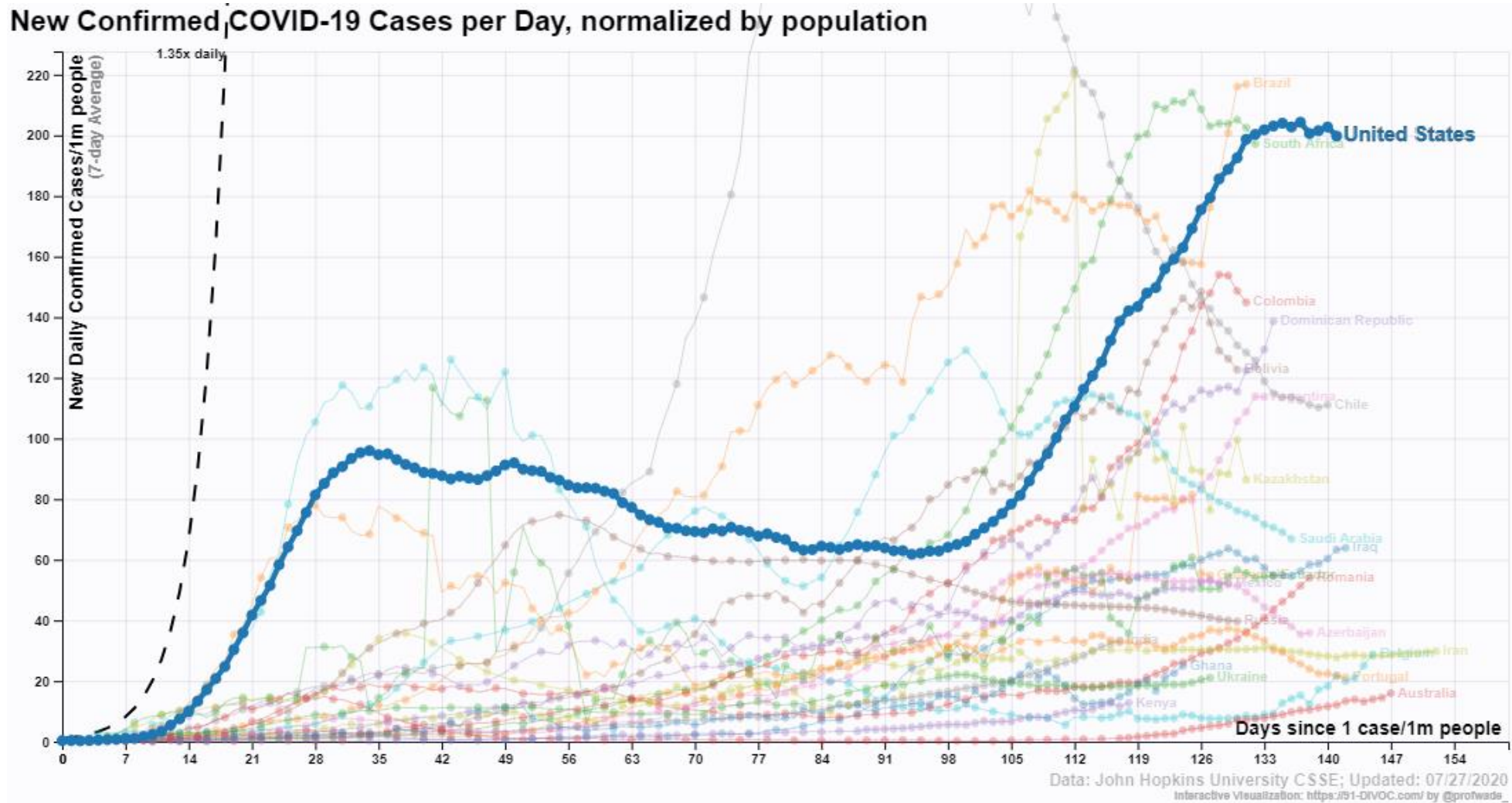
Tari O'Connor, Deputy Director, Division of Public Health, DHSS

July 28, 2020

COVID-19 Overview

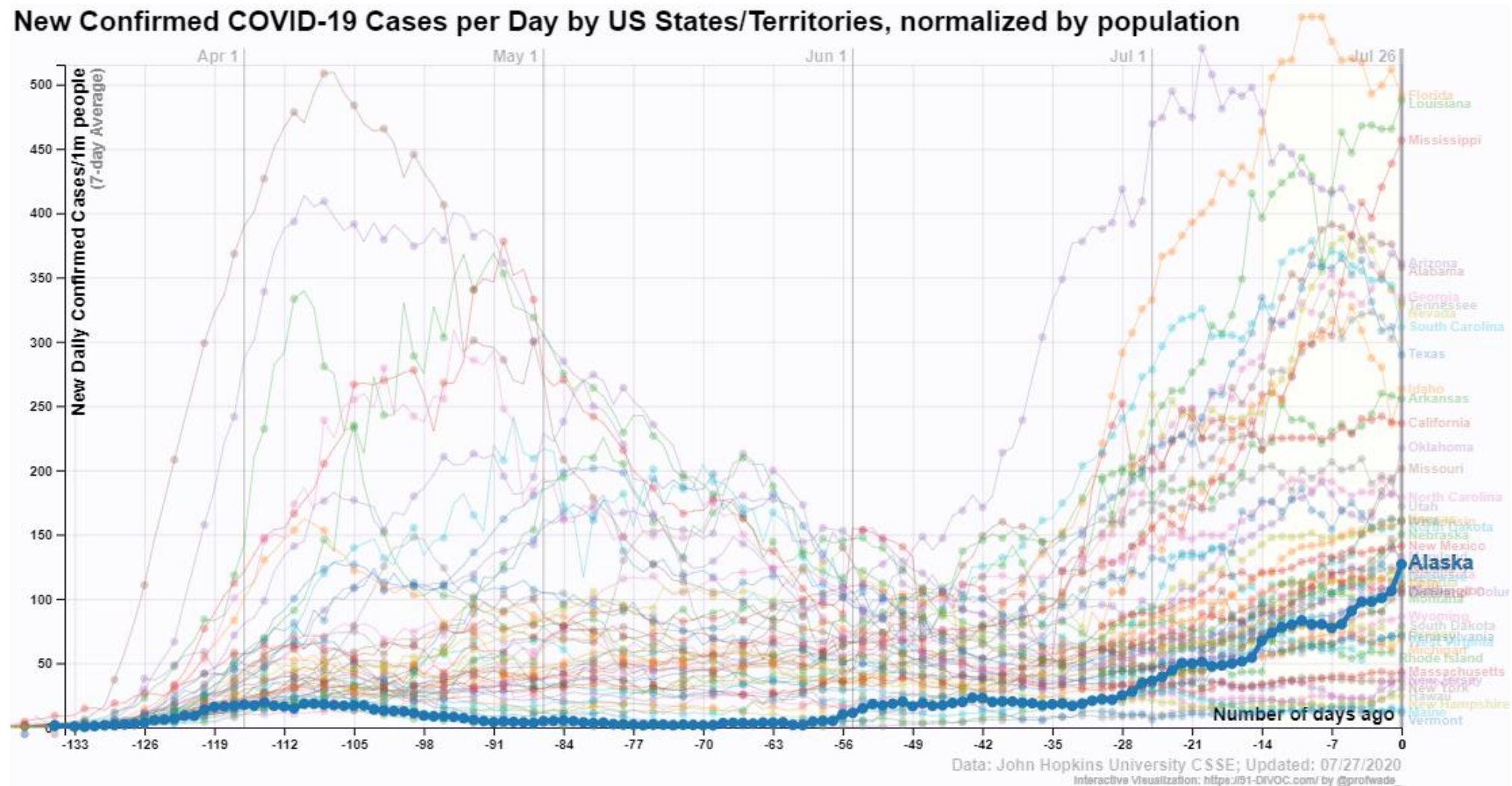
Dr. Anne Zink, Chief Medical Officer, DHSS

91-divoc.com – Confirmed COVID-19 Cases – International



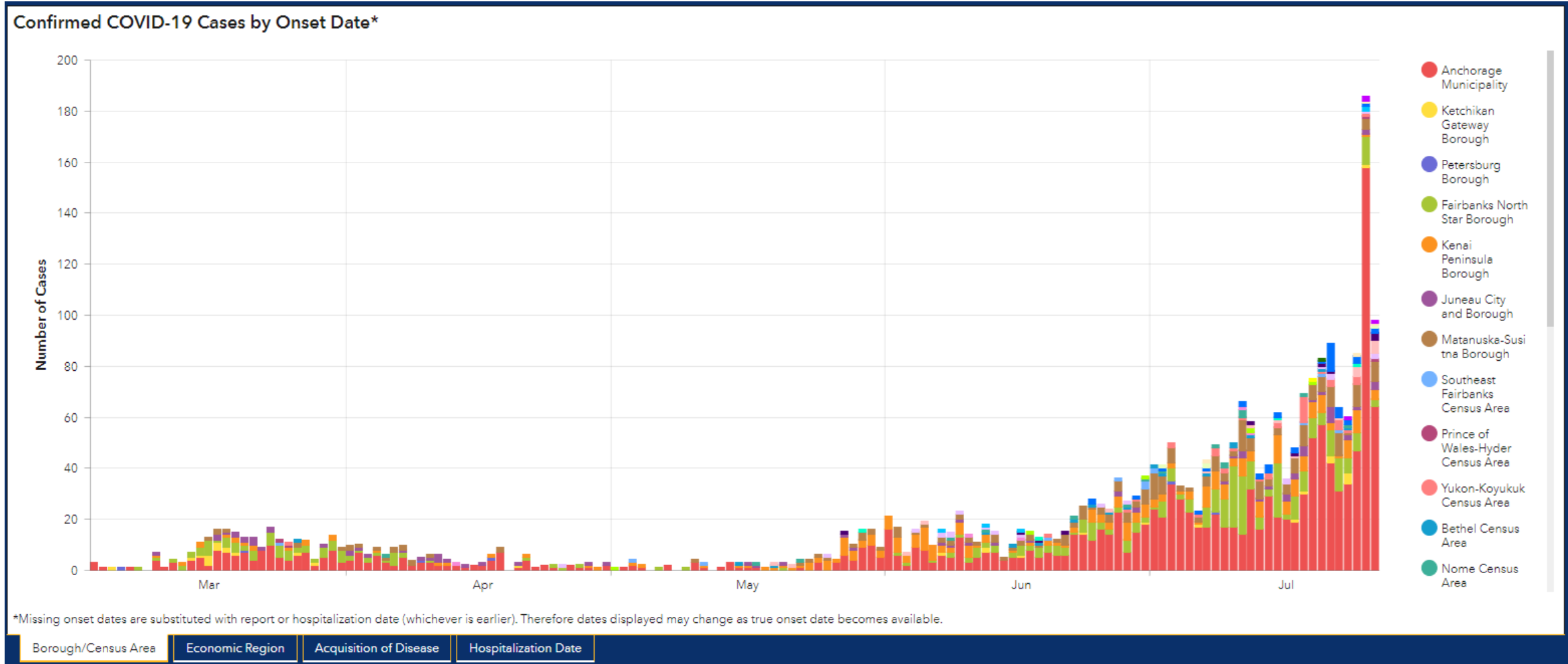
Updated, 7/27/20: <http://91-divoc.com/pages/covid-visualization/>

91-divoc.com – Confirmed COVID-19 Cases – United States



Updated, 7/27/20: <http://91-divoc.com/pages/covid-visualization/>

Confirmed Cases by Onset Date – July 27, 2020



Updated, 7/27/20: <https://coronavirus-response-alaska-dhss.hub.arcgis.com/>

Cumulative Cases – July 27, 2020

AK resident cases: 2,622

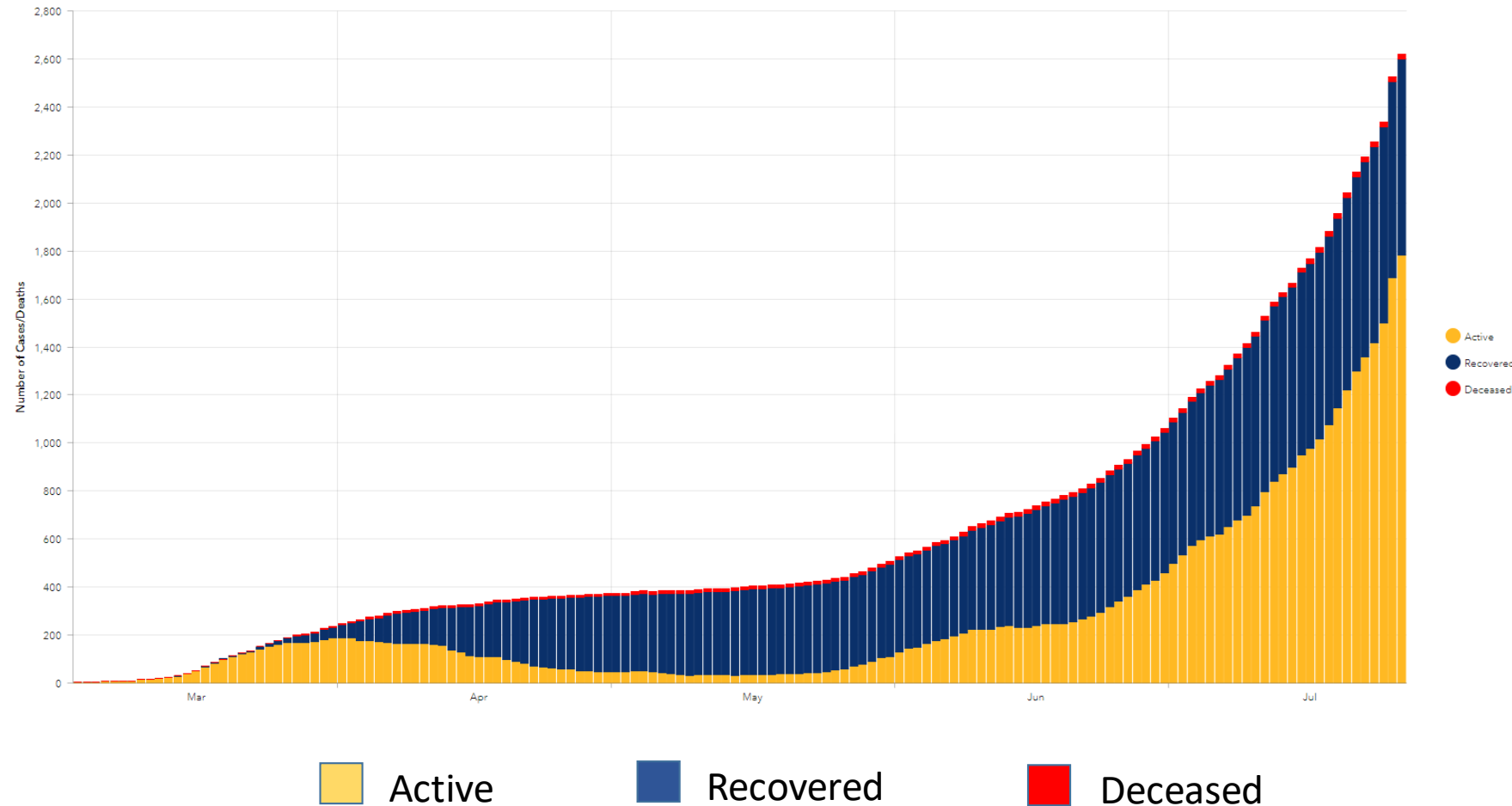
Nonresidents: 817

Total hospitalized: 116

Total deaths: 21

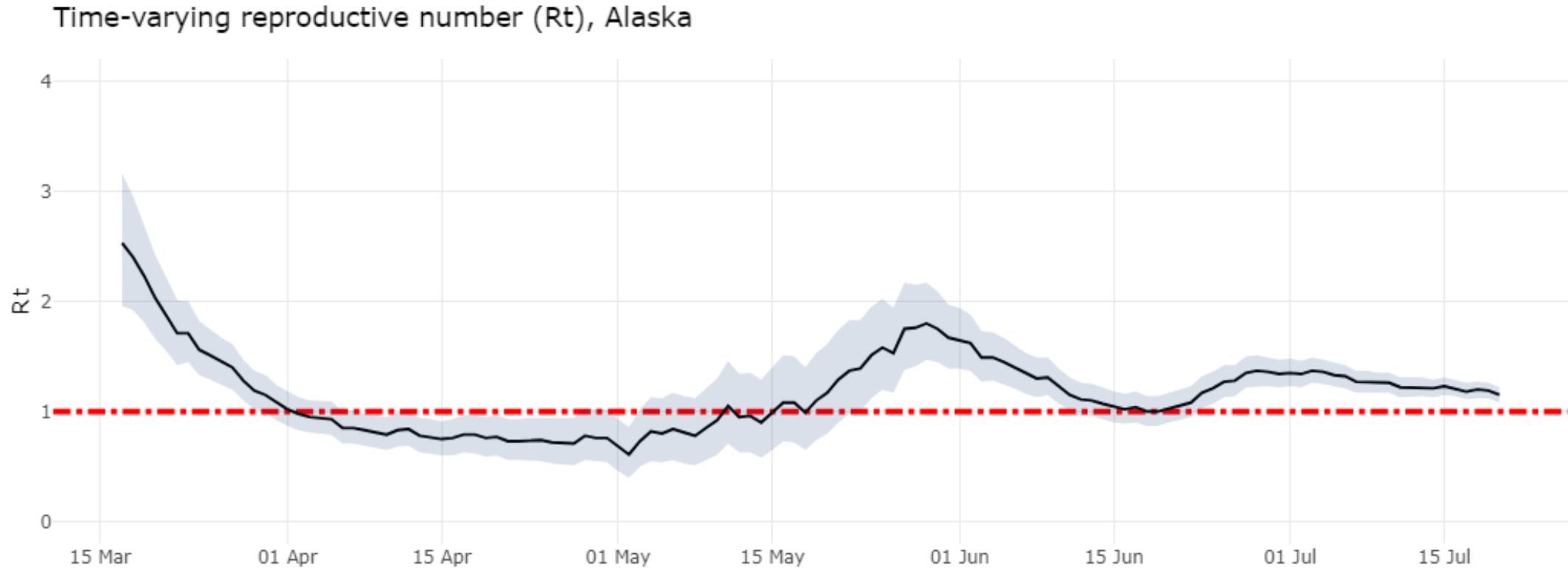
Total recovered: 817

Cumulative Cases by Death, Recovered, and Active Status



Updated, 7/27/20: <https://coronavirus-response-alaska-dhss.hub.arcgis.com/>

Time-varying Reproductive Number



Updated, 7/27/20: <https://coronavirus-response-alaska-dhss.hub.arcgis.com/>

Hospital Capacity

Inpatient beds 57%
ICU beds 51%
Ventilators 22%

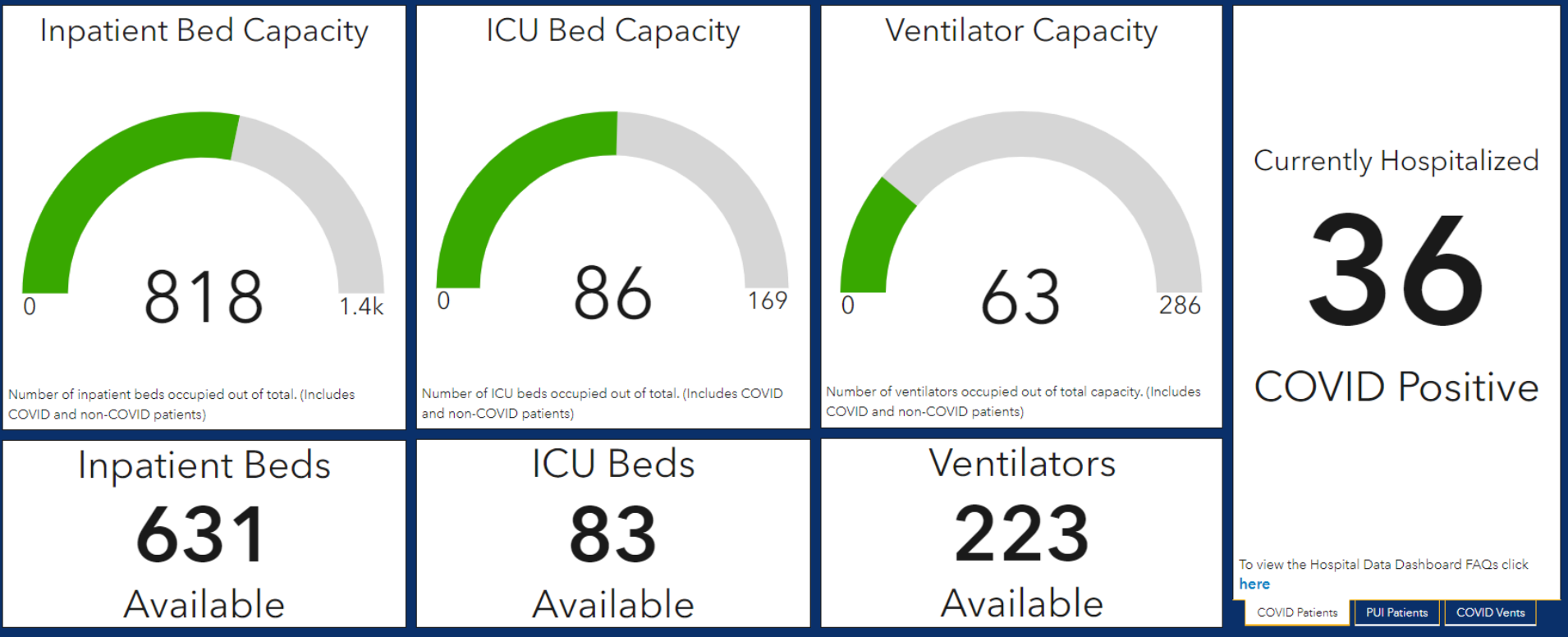
Currently Hospitalized

COVID Positive 36
PUI Patients 2

TOTAL 38

COVID-vents 3

Data as of 7/26/20



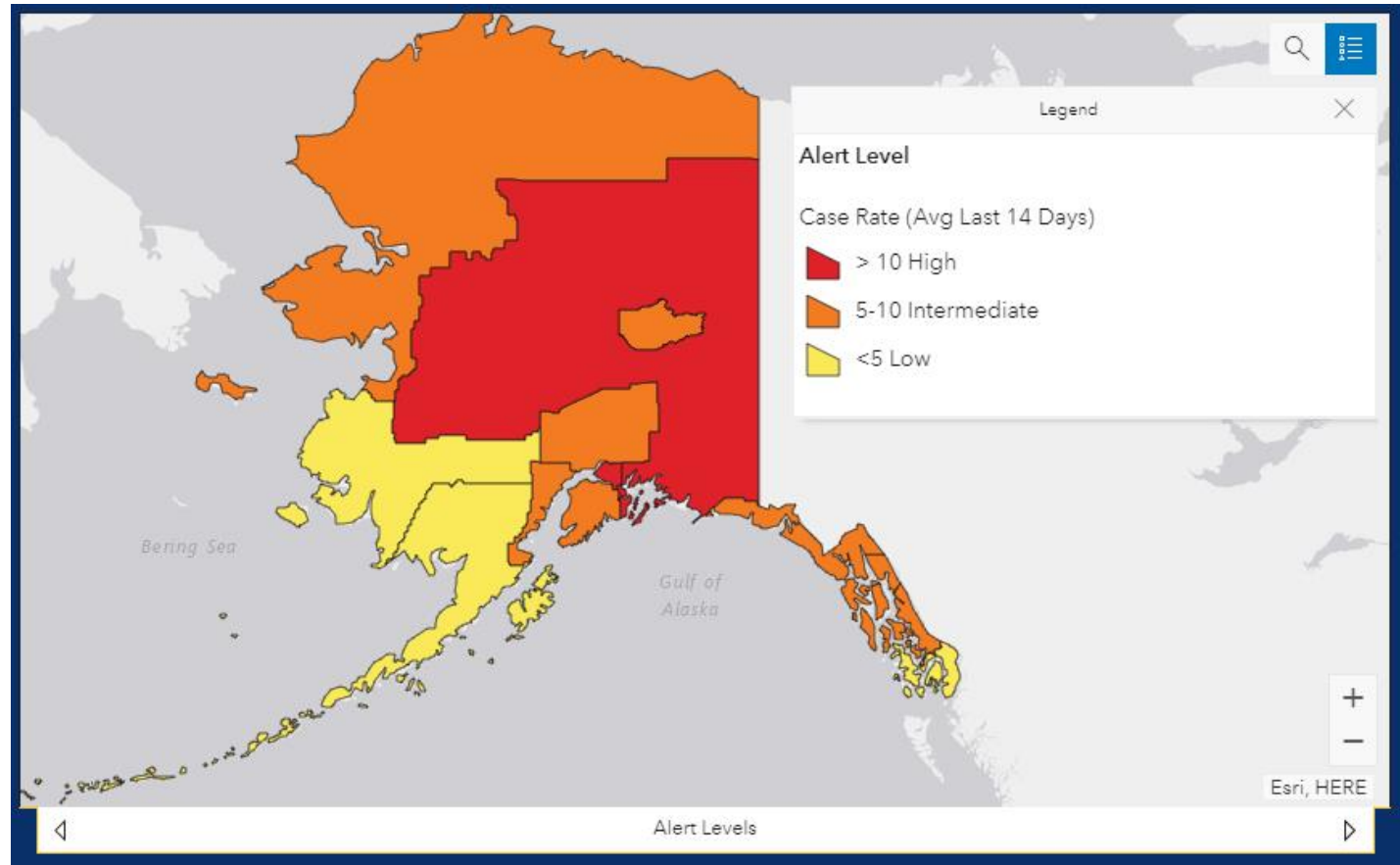
Risk Alert Levels

The average number of cases over the last 14 days and how that case average plays into the population of the area.

High = Red

Moderate = Orange

Minimal = Yellow



Updated, 7/27/20: <https://coronavirus-response-alaska-dhss.hub.arcgis.com/>

Current Drivers of Alaska's Increased Case Counts

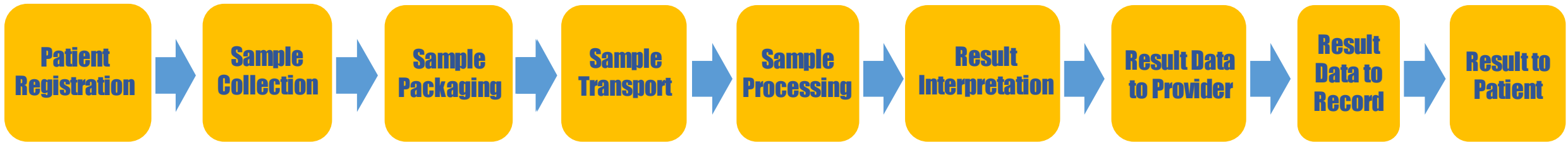
- Young adults
- Seafood processing facility outbreaks
- Widespread COVID activity
- Group gatherings (e.g., weddings/funerals, backyard barbeques, organized social events, bars/night clubs)
- Household transmission
- Breakdowns in adherence to social distancing, masking, and hand washing guidance



Testing

Dr. Coleman Cutchins, Pharmacist and COVID Testing Coordinator, DHSS

Testing in Alaska

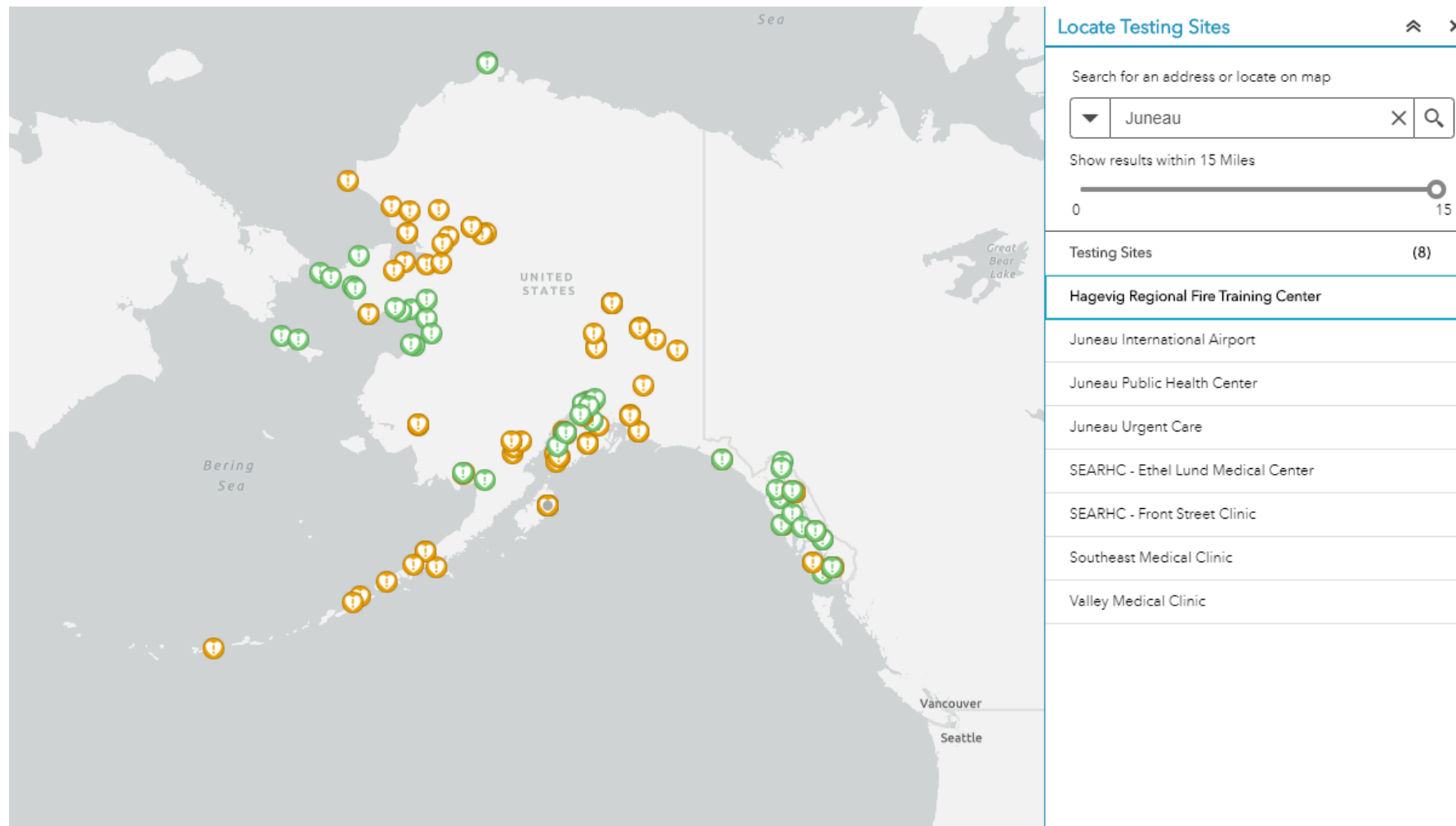


Testing in Alaska

- Viral RNA testing (molecular test) – Directly detects viral genetic material
- Rapid tests – Rapid, low volume
- State public health laboratories
- Commercial laboratories
- Direct to consumer
- Antigen test and serology
- Expanding testing locations (see next slide note)
- Number of tests
- Time to get results – Vast majority of the time <48 hours from the time the lab receives sample
- Testing in rural AK



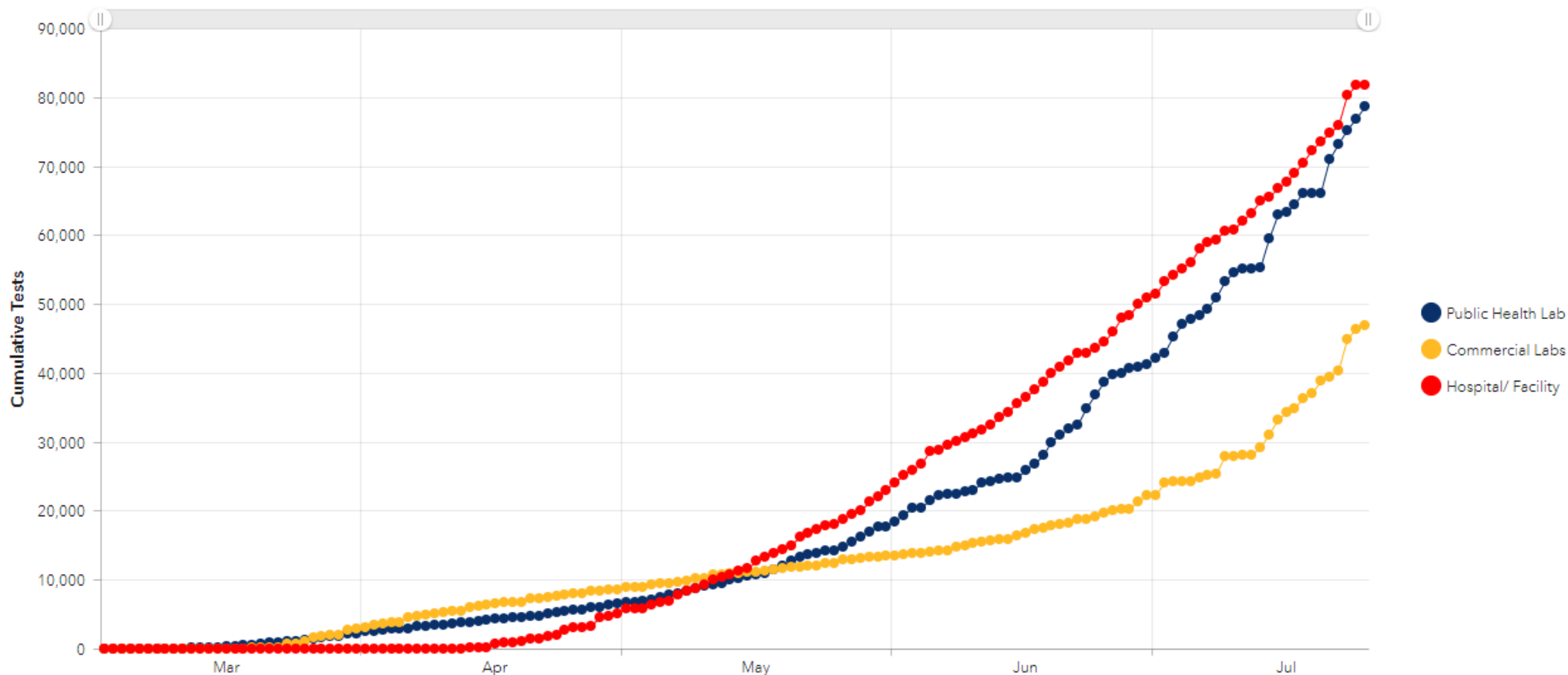
Testing Sites in Alaska



Updated, 7/26/20: <https://coronavirus-response-alaska-dhss.hub.arcgis.com/app/2d92b77bc8044329a1ee3954b063bd8c>

Statewide Cumulative Tests by Day

Statewide Cumulative Tests by Day



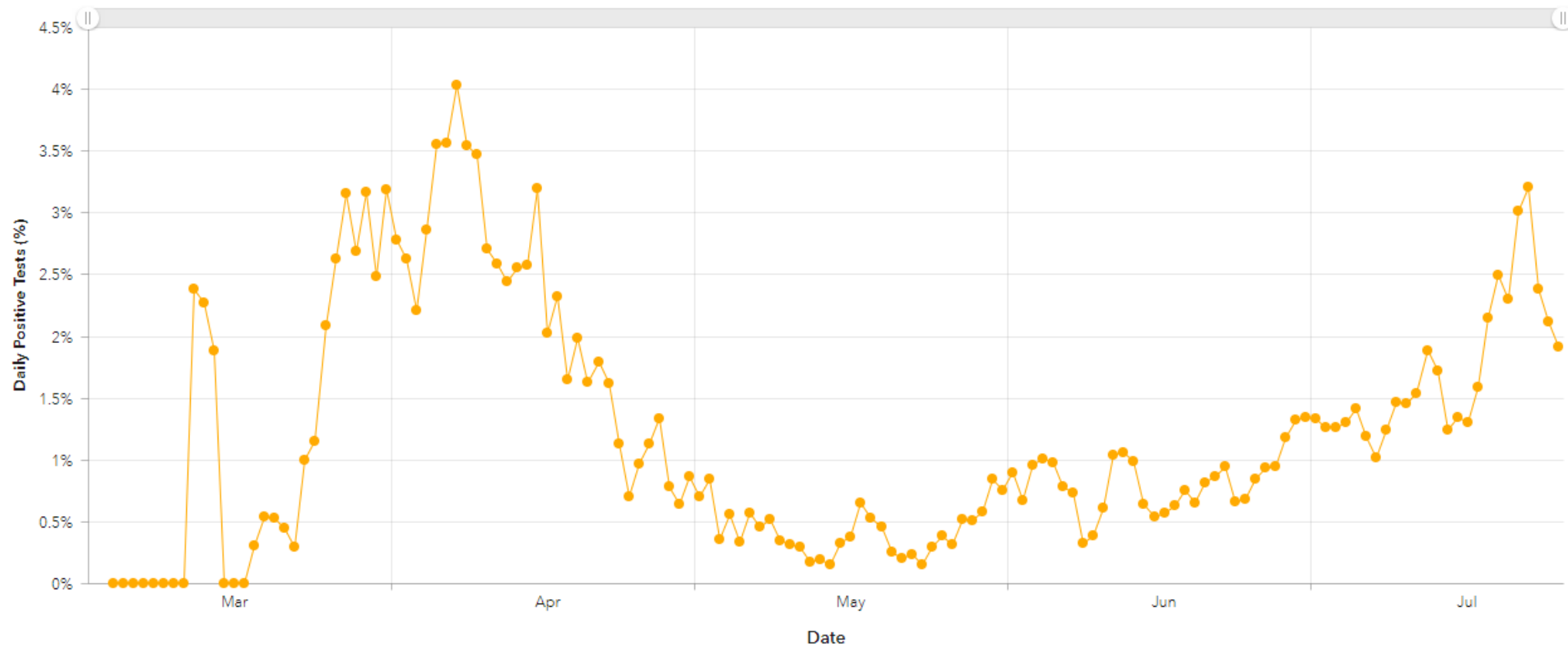
Does not include serology tests (e.g. antibody blood tests). Public Health Lab results may be delayed up to two days.

Updated, 7/26/20: <https://coronavirus-response-alaska-dhss.hub.arcgis.com/>

Daily Test Positivity

Statewide Percentage of Daily Tests with Positive Results

(Three day rolling average)



Does not include serology tests (e.g. antibody blood tests). Public Health Lab results may be delayed up to two days. Inconclusive results are excluded from this measure.

Alaska Ranks #3 in Testing, Compared to Other States Per Capita (Improved by 4 Spots Since Last Briefing)

USA State ↑↓	Total Cases ↑↓	New Cases ↑↓	Total Deaths ↑↓	New Deaths ↑↓	Active Cases ↑↓	Tot Cases/ 1M pop ↑↓	Deaths/ 1M pop ↑↓	Total Tests ↑↓	Tests/ 1M pop ↓↑	Projections ↑↓
Rhode Island	18,224		1,002		15,453	17,203	946	329,556	311,089	[projections]
New York	439,885	+605	32,689	+10	125,571	22,612	1,680	5,569,879	286,317	[projections]
Alaska	2,524	+186	20		1,687	3,450	27	207,264	283,324	[projections]
Louisiana	107,574	+3,840	3,766	+46	42,352	23,140	810	1,233,264	265,287	[projections]
New Mexico	19,042	+254	614	+7	11,079	9,081	293	520,718	248,336	[projections]
District Of Columbia	11,780	+63	581		1,592	16,691	823	171,598	243,143	[projections]
New Jersey	185,117	+330	15,872	+13	48,154	20,841	1,787	1,953,289	219,911	[projections]
Tennessee	93,936	+3,140	967	+3	38,239	13,755	142	1,381,859	202,346	[projections]
Connecticut	48,776		4,413		21,491	13,681	1,238	711,102	199,452	[projections]
Illinois	172,666	+1,541	7,590	+1	24,514	13,626	599	2,511,567	198,201	[projections]

<https://www.worldometers.info/coronavirus/country/us/>

Contact Tracing Surge Capacity

Tari O'Connor, Deputy Director, Division of Public Health, DHSS

Priorities

- Coordination
- Quality
- Confidentiality and privacy
- Scalability
- Build capacity Alaska can use for future responses



Status, Targets, Partners

	Prior to COVID-19 response	Now	Target
Contact tracers	Approx 75	Approx 190	500
Partners	<ul style="list-style-type: none"> DHSS Section of Public Health Nursing, Section of Epidemiology Anchorage Health Department Maniilaq Association North Slope Borough 	Add <ul style="list-style-type: none"> Anchorage School District Yukon Kuskokwim Health Corporation ANTHC Epidemiology Center Fairbanks Memorial Hospital CDC Arctic Investigations Program Alaska National Guard/Air National Guard Kenai Peninsula Borough School District University of Alaska Anchorage 	Add <ul style="list-style-type: none"> University of Alaska Anchorage Juneau School District Fairbanks North Star Borough School District Matanuska Susitna Borough School District Community Health Centers/Federally Qualified Health Centers/Tribal Health Organizations

Contact Tracing & Surge Capacity

- Contact tracing is an essential element of Alaska's effort to test, isolate, find, and quarantine to prevent the spread of COVID-19
 - Currently prioritizing higher risk cases, contacts due to insufficient workforce capacity
- Added approximately 50 contact tracers in the last month, 556 in training/onboarding pipeline
 - Partner staff using CommCare case/contact management system
 - Streamlining process to train, onboard
- Finding new efficiencies, applying lessons learned
 - Team structure
 - Coordination
- Quality assurance/quality improvement



Resources

Heidi Hedberg, Director, Division of Public Health, DHSS

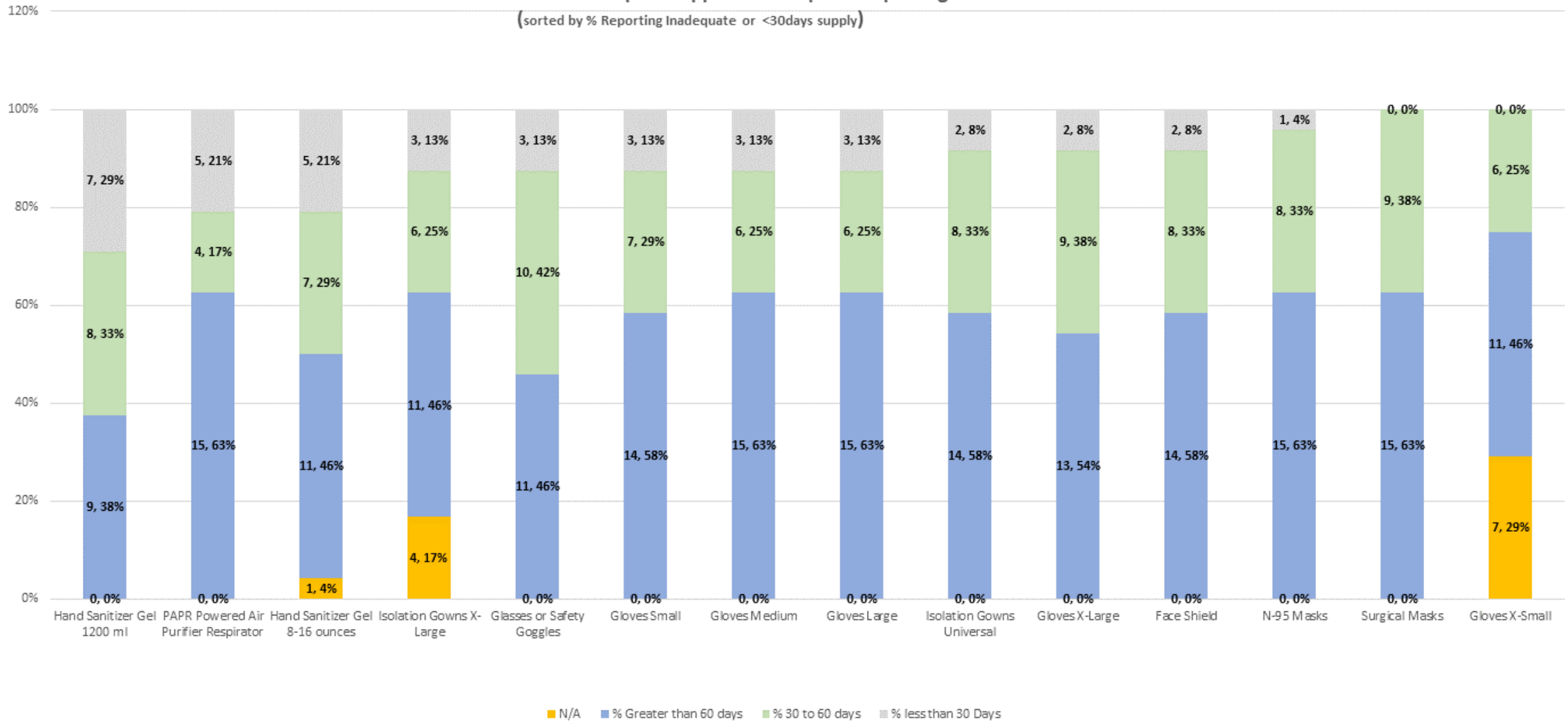
Medical Supply Shipments to Date



- Communities Served: 62
- Individual Organizations Served: 269
- DHSS has shipped the following key resources as of 7/27/2020
 - **12,874 Boxes of Gloves**
 - **1,287,400 Individual Gloves**
 - **359,084 Surgical Masks**
 - **110,282 N95 Masks**
 - **69,643 Gowns**
 - **1,834 TYVEK Suits**
 - **35,855 Face Shields**
 - **80,000 Swabs**
- The DHSS Warehouse has also shipped out thermometers, pulse oximeters, cloth facial coverings, shoe covers, bouffant caps, and viral transport media, and additional testing supplies.

7-27-2020 Alaska Hospital Supplies 24 Hospitals Reporting

(sorted by % Reporting Inadequate or <30days supply)




Information provided by Alaska State Hospital and Nursing Home Association

2020 State of Alaska
Total Hospitalized Positive COVID Patients as of 7-27-2020



Information provided by Alaska State Hospital and Nursing Home Association



- Questions regarding DHSS COVID response, including mandates and alerts, can be sent to: covidquestions@alaska.gov.
- Questions regarding DHSS data can be sent to: data.coronavirus@alaska.gov
- For general questions, contact 2-1-1 or 1-800-478-2221. Extended call center hours: 7 a.m. – 8 p.m., 7 days a week.

Questions?