


Bethel Coalition on Housing & Homelessness

Michelle DeWitt, *Bethel Community Services Foundation*
Ariel Herman, *Bethel HH Coalition Project Analyst*
President

Eileen Arnold, *Tundra Women's Coalition*
Jon Cochrane, *Bethel Winter House Board*



Coalition History & Membership




Year Started: 2017

Members: 14 organizations, two public members

Bethel Winter House Shelter, Tundra Women's Coalition, Alaska Legal Services Corp., AVCP Regional Housing Authority, Bethel Community Services Foundation, City of Bethel, Orutsararmiut Native Council, Kuskokwim Consortium Library, Yukon Kuskokwim Health Corporation, Veterans Affairs, Public Health Nursing, Public Defender Agency, Association of Village Council Presidents, Lower Kuskokwim School District, two public members



Common terminology



Balance-of-State: All areas of Alaska EXCEPT for Anchorage

HMIS: Homeless Management Information System, a HUD-required database; participation is mandatory for HUD homeless funding recipients

Alaska Coalition on Housing & Homelessness: the statewide Coalition for all areas of Alaska EXCEPT Anchorage (the Anchorage Coalition is known as the Anchorage Coalition to End Homelessness). The Alaska Coalition is located in Juneau and staffed by one full-time and one part-time person.

Project Homeless Connect: an event held to provide services to homeless individuals in a community

Point-in-Time: An effort to count all people experiencing homelessness on one particular day in a community; typically this count is conducted across the nation on one day in January



Common terminology


Coordinated Entry: coordinated entry system which provides a process for conducting comprehensive entries of housing and services needs for individuals and families.

Continuum of Care: HUD designed the Continuum of Care (CoC) Program to promote community-wide commitment to the goal of ending homelessness; provide funding for efforts by nonprofit providers, and State and local governments to quickly rehouse homeless individuals and families. Continuum of Care is both funding and a coordinated community or regional approach. In Alaska, Anchorage is one Continuum of Care and the rest of the state is the Balance-of-State CoC (determined by HUD).




Bethel Housing & Homelessness Coalition members prepare for a Point-In-Time survey and Project Homeless Connect event

Bethel Housing & Homelessness Coalition, February 2020



Bethel Coalition Priorities

1. Securing a **permanent location** for Winter House shelter & expand shelter season
2. Developing a **Permanent Supportive Housing/Housing First** project
3. Continuing **Project Homeless Connect** events & **Point-In-Time** counts
4. Continuing to refine on our **data collection and analysis efforts** (to include continued participation in HMIS and to work on services/case coordination)



Bethel Coalition Priorities

5. Participating in the Balance-of-State **Youth Homelessness Demonstration Project** planning

(technical assistance dates set for March 2020)

6. Completing **Coalition MOU** *(in progress)*

7. Completing **Strategic Plan** (spring 2020)



Bethel Coalition Accomplishments, 2017-2019



Members of the Housing & Homelessness Coalition visit Housing First Programs around the State.

Project Homeless Connect and Point-In-Time Counts & Reports

Data: Introduction of questions relevant to Bethel's population and service development & first-ever creation of a Bethel by-name list

Housing First Research and Site Visit Trips

HMIS participation- Winter House and PHC; data-sharing agreements completed with four organizations



Current Homeless Funding:

Tundra Women's Coalition: AHFC HAP Funds:
\$52,609.85

Bethel Winter House Shelter: DHSS CIMG Funds
\$30,686

AVCP Regional Housing Authority: HUD VASH

ONC: NAHASDA through IHBG.

NO Continuum of Care funds are entering the YK
Delta region



*Project Homeless Connect in
Bethel, January 2020*



Current HUD Continuum of Care Funding in Alaska

The Last Round of HUD funding across the US for Continuum of Care was more than \$2 Billion.

Alaska's share, however, was only \$4,688,499 across 30 projects.

\$3,829,763 was awarded to 15 Anchorage-based projects

\$858,736 was awarded to the Balance of State for 11 projects


NO Continuum of Care funding is currently being awarded in the YK Delta.

Bethel's Data



Completed Data Collections


- Winter House 2018-2019 basic data
- January 2019 Project Homeless Connect
 - Annual Point-in-Time Count
 - Anonymous surveys
- October 2019 Project Homeless Connect
 - New, non-anonymous surveys
 - Now tracking *who* is homeless (not just how many) in order to better understand their needs and how this group changes
- Reports available for each collection
- Additionally, annual data available from Tundra Women's Coalition (TWC), Bethel's only year-round shelter (DV/SA)





On-Going Data Collections

- Quarterly Project Homeless Connect
 - Annual Point-in-Time Count done in January 2020
 - Non-anonymous surveys
 - Next event April 15, 2020 (Winter House's last week for the season)
- Winter House 2019-2020 season
 - New intake paperwork and service tracking
- Reports will be created and shared

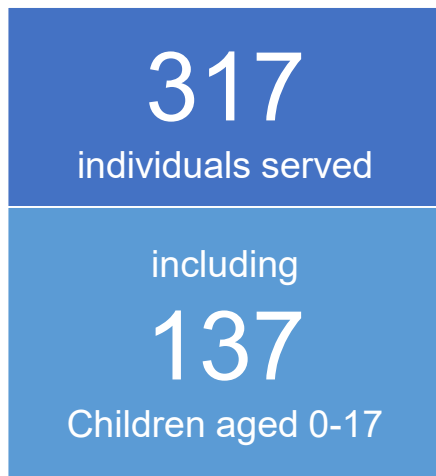




Tundra Women's Coalition Fiscal Year 2018-2019 Data

Open Year-Round; for DV/SA survivors.

Can serve women and children in shelter and house men in hotels





Winter House 2018-2019 Data

Open December 1, 2018 through March 31, 2019 (4 months)

216 individuals served	181 overnight guests
<i>Previous year was only 157 guests</i>	35 dinner-only guests

1797 Total shelter nights
Plus 279 meals for dinner-only guests

Winter House 2018-2019 Data: Census

Average Number of
people per night

17

Highest census night

32

Percentage of days 10-
19 Guests

64%

Percentage of days
with over 20 Guests

26%



Winter House 2018-2019 Data: Time of Year

Averages are slightly higher in December, but fairly steady throughout the season, including the night with the most people (overnights and dinner-only combined) being towards the end of March.

In the 2018-2019 season, just under half of all guests first came to Winter House in December. While the number of people first coming to that season of Winter House decreased each month, it was never less than 13% of the total guests for the season. **Meaning, even in the last month of the season, there were still new guests coming to Winter House.**



Winter House 2018-2019 Data: Weather

Temperature does not explain the fluctuation in the number of guests each night.

One of the warmest days was also one of the highest census days (March 24). The week in December when every night had over 20 overnight guests had an average minimum temperature of -8 degrees.

This indicates there may be a need for a shelter beyond just the winter. Even though it is more dangerous to be homeless in the winter due to weather, the need for shelter/housing is demonstrated beyond nights with dangerously cold temperatures.

Winter House 2018-2019 Data: Guests' Overnights

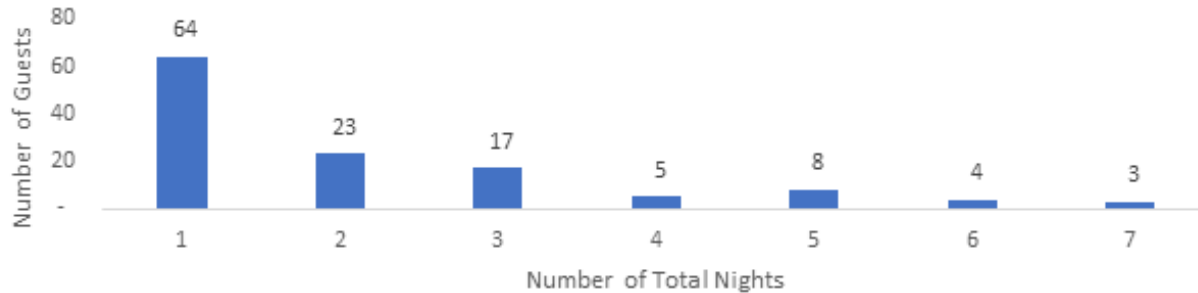
35%

of overnight
guests
stayed only
1 night

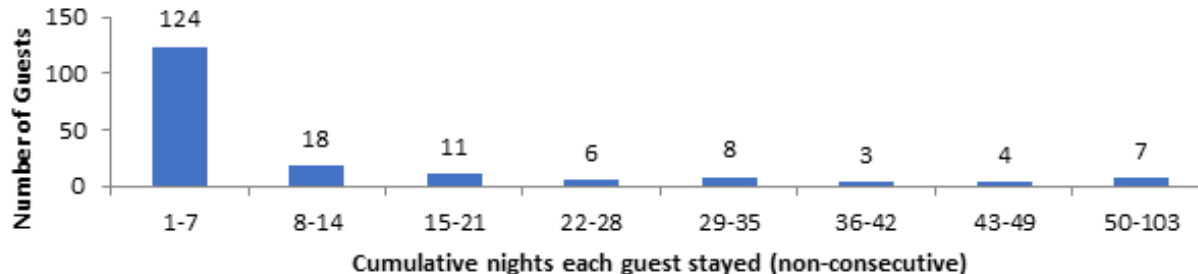
65%

of overnight
guests
stayed more
than 1 night

Number of Each Guests' Total Overnights for Guests who Stayed 7 Days or Less



Number of Each Guests' Total Overnights (All Overnight Guests)



There are guests who stayed overnight only once or a few times (short term, but necessary support).

And there are also guests who stayed much longer (may need a more permanent, intensive support solution).



Winter House 2018-2019 Data: Costs

	Cost per service	Totals	Average per person
Dinner-Only (98 people, 279 dinner-only services)	\$9	\$2,511	\$26
Overnights (181 people, 1797 overnights)	\$40	\$71,880	\$397
Dinner-Only and Overnight (216 people, 2076 services)	\$35.83	\$74,391	\$344
Breakfast after overnight stay (181 people, 1797 breakfasts)	\$3	\$5,391	\$30
Total with Breakfast Services (216 people, 3873 services)	\$20.60	\$79,782	\$369



Winter House 2018-2019 Data: Cost Analysis

7 guests (3%)
accounted for
25% of total costs and
25% of all shelter nights

*We definitely need Winter House.
And it's not the only type of program we need.*



January 2019 Project Homeless Connect Survey Results

58 adults identified as possibly or definitely homeless across surveys, observations, and TWC

Surveys:

Observations:

At TWC:

29 adults

12 adults

17 adults

Average length of current homelessness:

20.1 Months

Main Sleep Locations the previous night:

55% of people surveyed stayed at Winter House

34% with family or friends



October 2019 Project Homeless Connect Survey Results



All 11 women staying at TWC are included in the surveys.

We don't know if the people surveyed in January are the same people surveyed in October because the January surveys were anonymous. That is why we changed to non-anonymous surveys that still protect individuals' information.

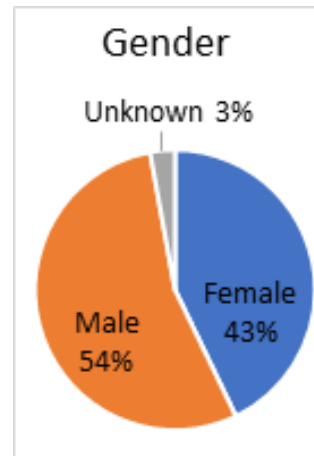
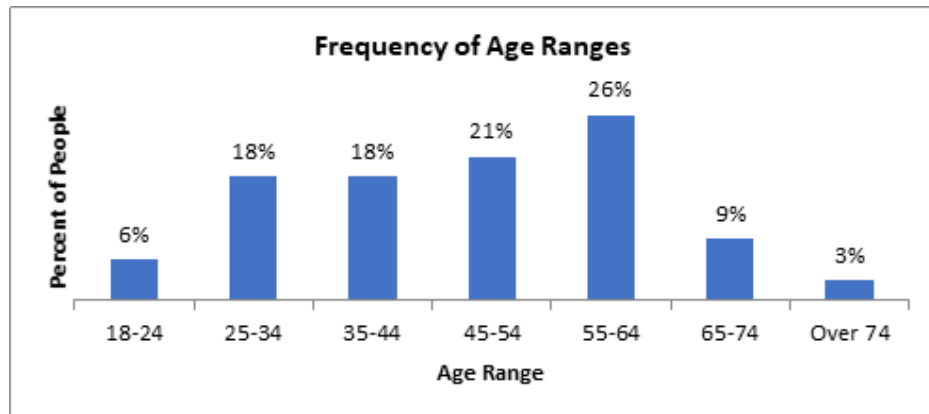
October 2019 Survey Results Continued: Demographics

Average age is

48

Age range is

21-78



37% were single males

26% were female single parents

October 2019 Survey Results Continued: Disabling



69% reported
having at least one
disabling condition

2 conditions
per person on
average

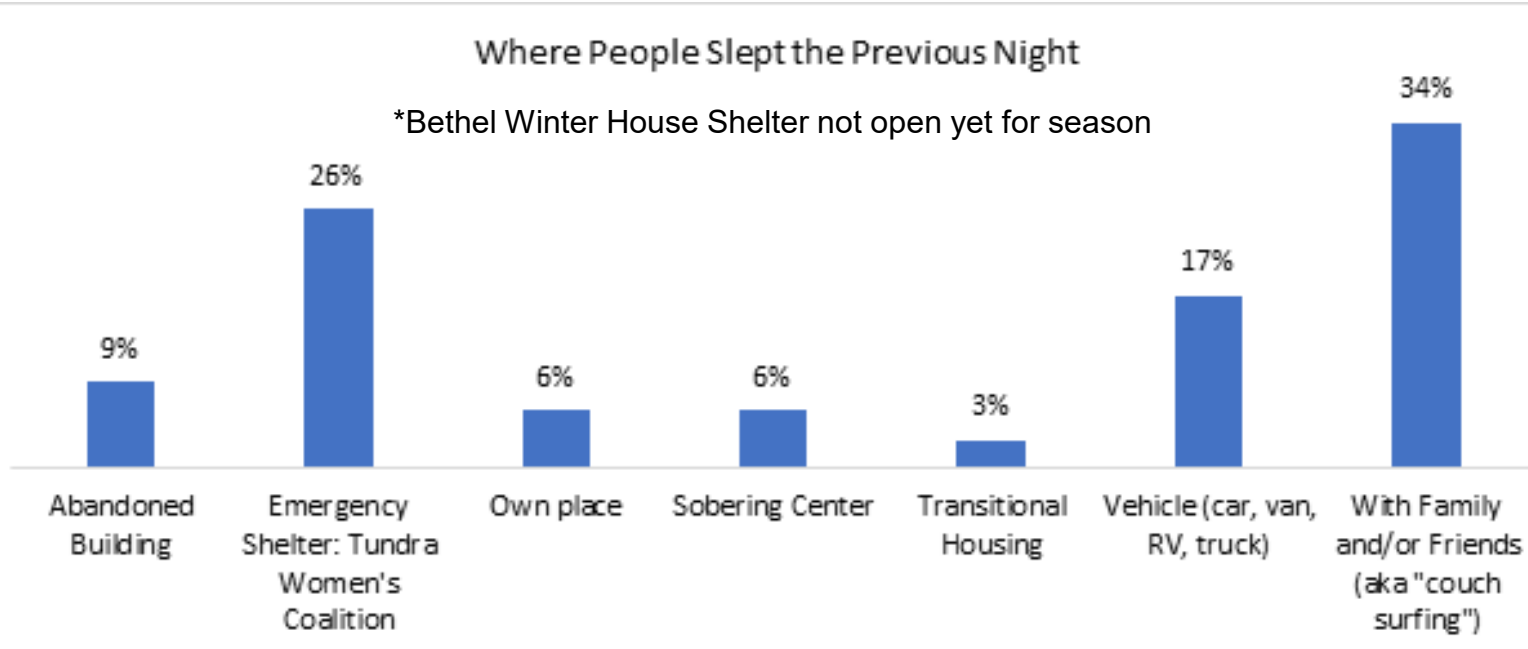
Percent of participants with each disabling condition:

34% alcohol abuse, **31%** physical, **23%** chronic health condition, **17%** mental health, **14%** drug abuse,
11% both alcohol and drug abuse, **11%** developmental, **0%** HIV/AIDS.

56% of people with a disabling condition reported
that it **prevents them from having stable
housing and employment**

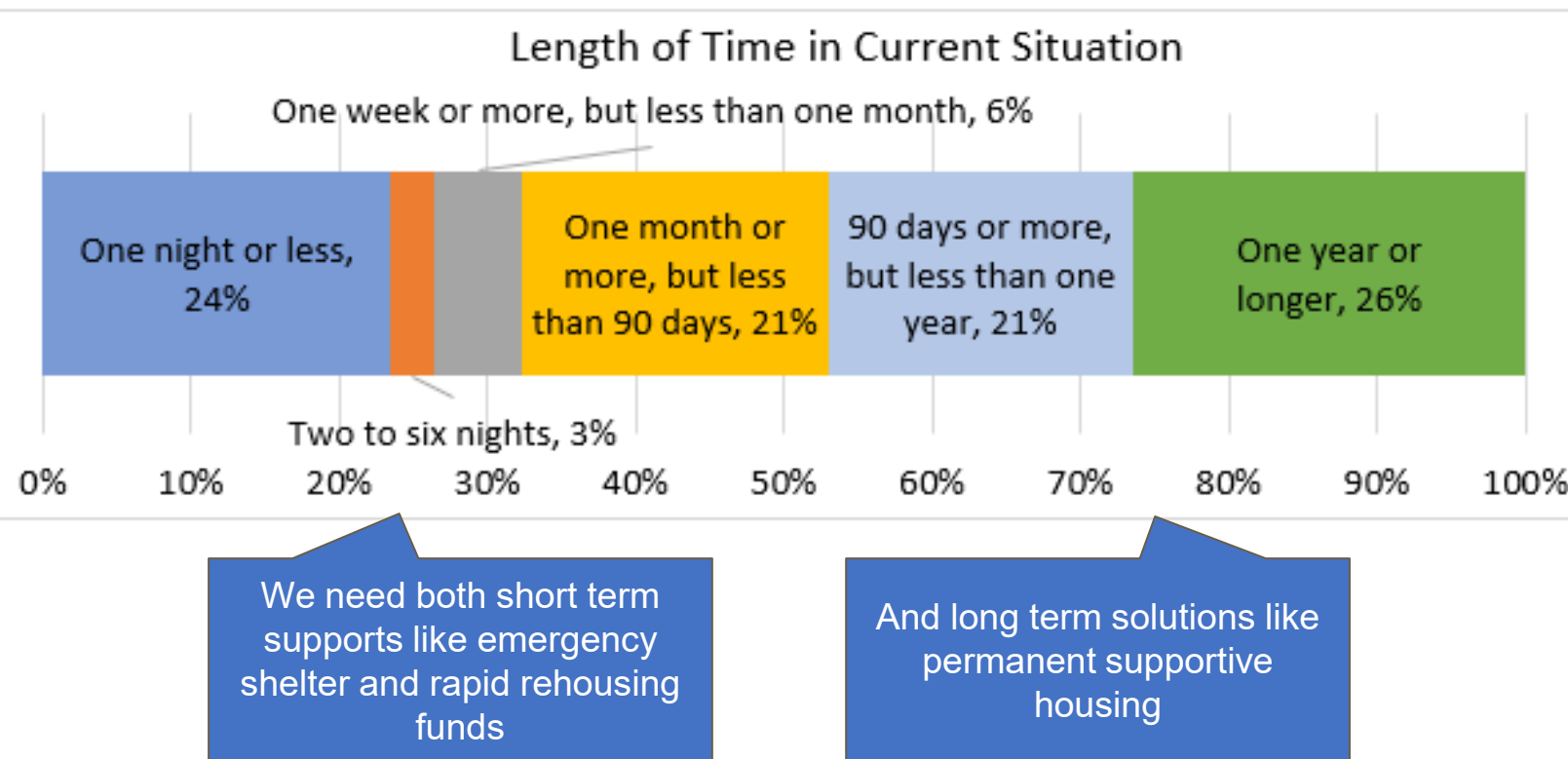


October 2019 Survey Results Continued: Overnight Location



Additionally, 97% have stayed in an **emergency shelter or on the streets** (including abandoned buildings and vehicles) **at least once at some point in their lifetime** (only 1 person had not; they stayed primarily with friends or family)

October 2019 Survey Results Continued: Length of time in Current Situation



Bethel Housing & Homelessness Coalition, February 2020

Furthermore,
51%
have been on the streets or in emergency shelter for **more than 12 months** in the past 3 years

October 2019 Survey Results Continued: Housing Instability

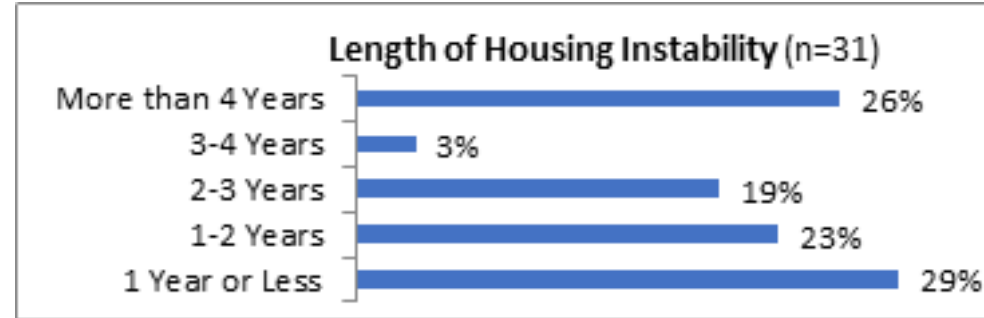
Homelessness

Federal definition of homelessness is limited to emergency shelter and places not meant for human habitation



Housing Instability

In Bethel, we are also interested in how long they have been staying temporarily with friends/family to understand overcrowding and “couch surfing” in our community.



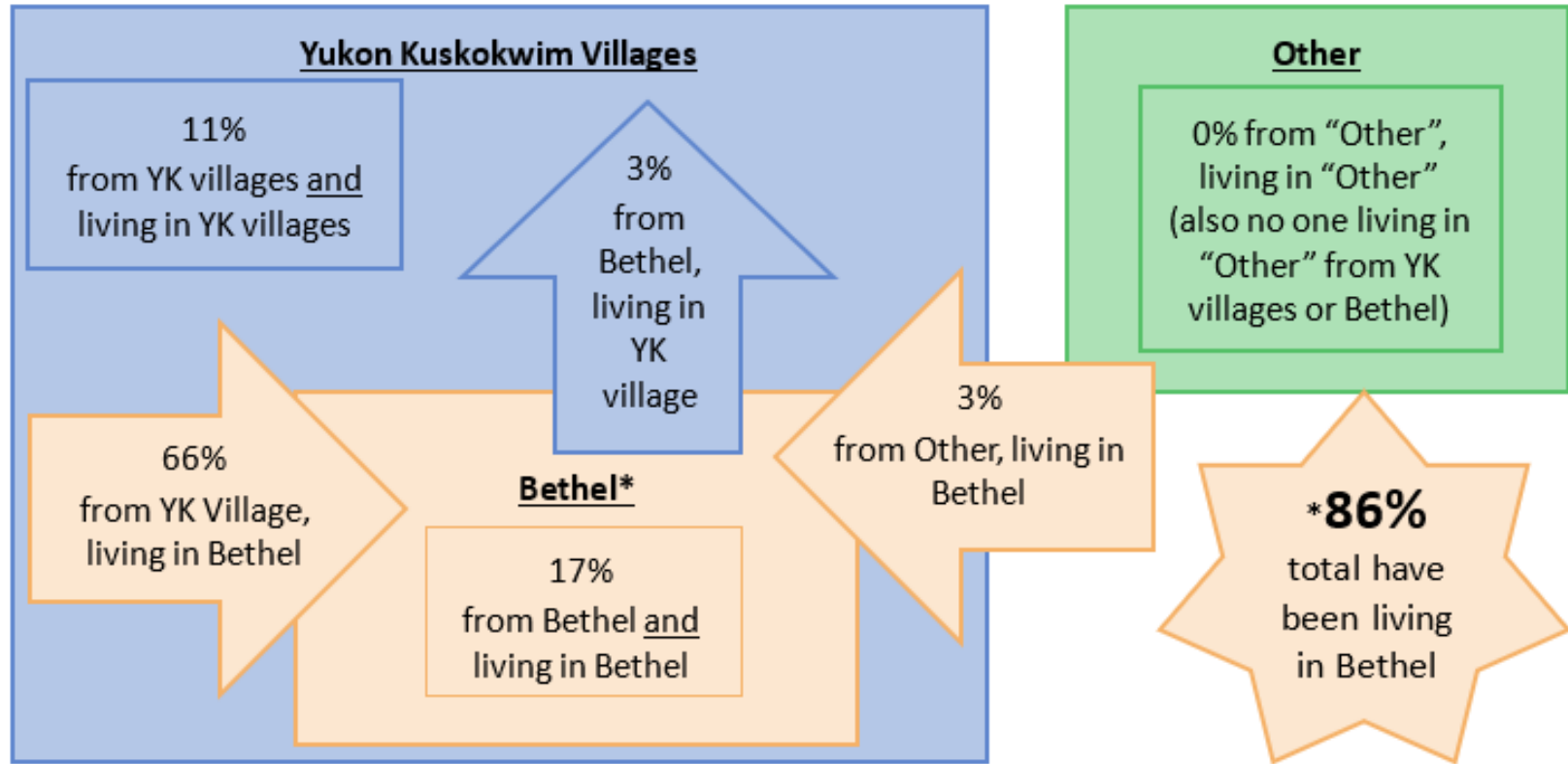
Housing Instability:

Average 5.7 years

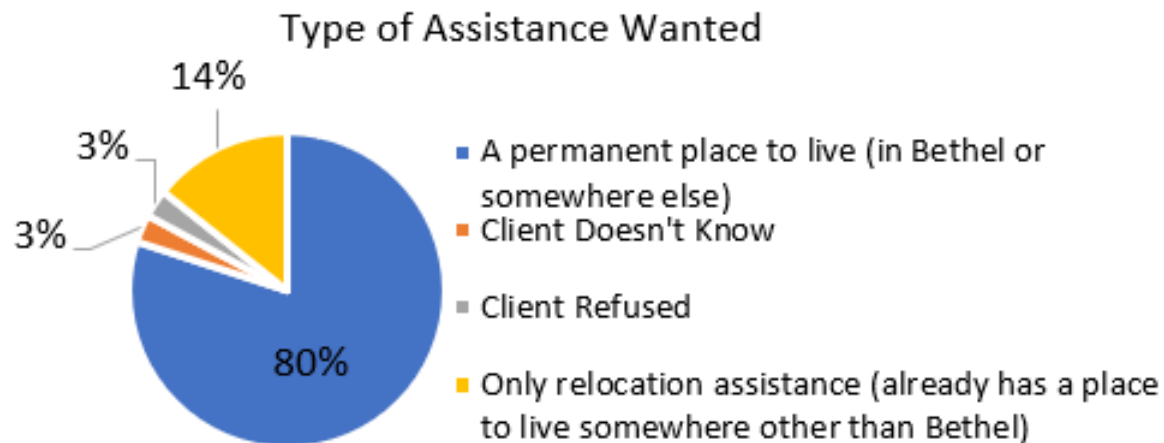
Median 1.9 years

Range 0.8-47.5 years

October 2019 Survey Results Continued: Where people are from and where they have been for the past year



October 2019 Survey Results Continued: Type of Assistance Wanted



There is not a single profile for those seeking only relocation funds. They include people from both Bethel and villages, who have been staying in both places for the last year, and who each have a different relocation preference.



October 2019 Survey Results Continued: Where people want to Be(thel)

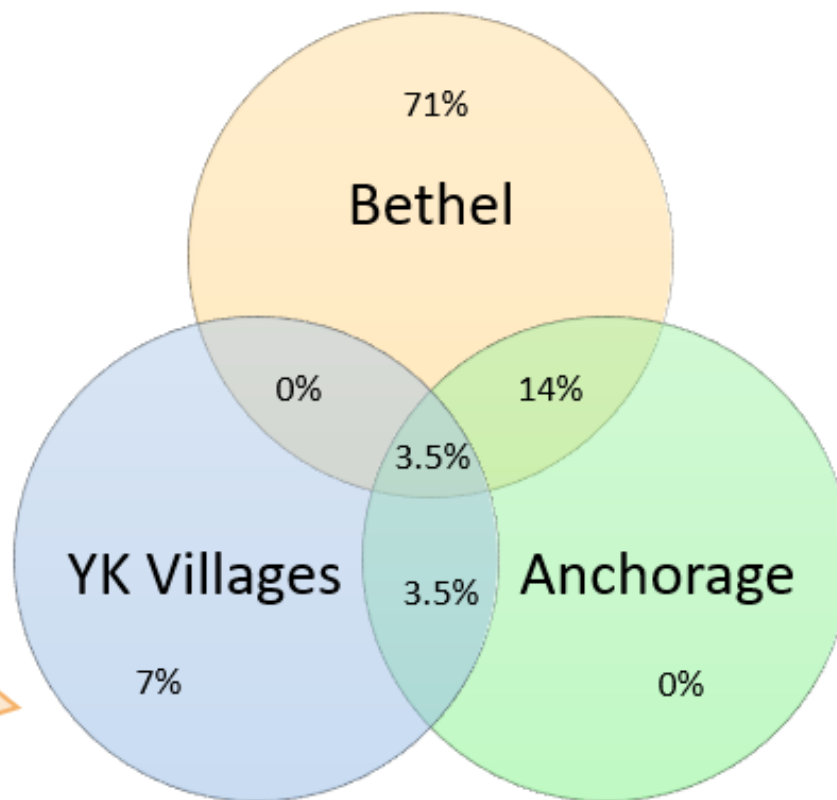
Permanent Location Preferences

Of those 80% looking for a permanent place to live, they responded to whether they would prefer to live in Bethel, a YK village, and/or Anchorage (they could select multiple places). Everyone was willing to live in at least one of those 3 choices.

People mostly want to live in Bethel:

71%
Bethel
only

88.5% Bethel
and another
place





Bethel Coalition Needs are Statewid e Needs

Funding for Homeless Services

The Homeless Assistance Program (HAP) provides homeless prevention supports (rental/utility emergency assistance), emergency shelter options, and the ability for individuals to have access to rapid rehousing services. *Located on Page 10 of the Mental Health Bill.*

The Special Needs Housing Grant (SNHG) operating dollars and housing vouchers provide long-term rental assistance for seventeen successful housing programs targeting the most vulnerable Alaskans. *Located on Page 10 of the Mental Health Bill.*

The Human Services Community Matching Grant (HSCMG) & Community Initiative Matching Grants (CIMGP) programs provide funding to prevent and alleviate challenges for those with serious mental or physical hardships. HSCMG is one of the only funding streams to support operations for safety net services like basic shelter and food provision. *Located on Page 18 of the Operating Bill.*



Bethel Coalition Needs

Restored HAP funding to 2009 levels.

CIMG & SNHG Funding restored to historical highs.

Dedicated Coalition staff

A year-round emergency homeless shelter

Permanent Supportive Housing-
Housing First

Youth-specific (25-and-under) strategies



Bethel FACT SHEET



193

Alaskans accessed housing and homeless services in Bethel



32

people counted without a home during the 2019 PIT Count in Bethel
32 sheltered
0 unsheltered



26

Alaskans actively fleeing, or victims of domestic violence accessed homeless services in Bethel



111

Alaskans who accessed these programs that self-reported a disabling condition in Bethel

	2009	2021 Proposed
HAP	\$8,000,000	\$7,300,000
SNHG	\$1,750,000	\$1,700,000
TOTAL	\$9,750,000	\$9,000,000

Even flat funding represents a reduction in services over time. Based on the Alaska Department of Labor's inflation calculator Homeless Services funding has experienced a **27%** reduction since 2009.

HAP funded programs experienced a 20% cut due to the FY20 budget vetoes

Program	FY19 Budget	FY20 Budget	Reduction
Tundra Women's Coalition	\$64,831.00	\$52,609.85	\$12,221.15

THANK YOU

CONTACT INFORMATION

Michelle DeWitt: michelle@bcsfoundation.org

907-545-6052

Eileen Arnold: Eileen_Arnold@twcpeace.org

907-543-3444

Ariel Herman: ariel@bethelhoused.org

Jon Cochrane: jon.c.cochrane@wellsfargo.com