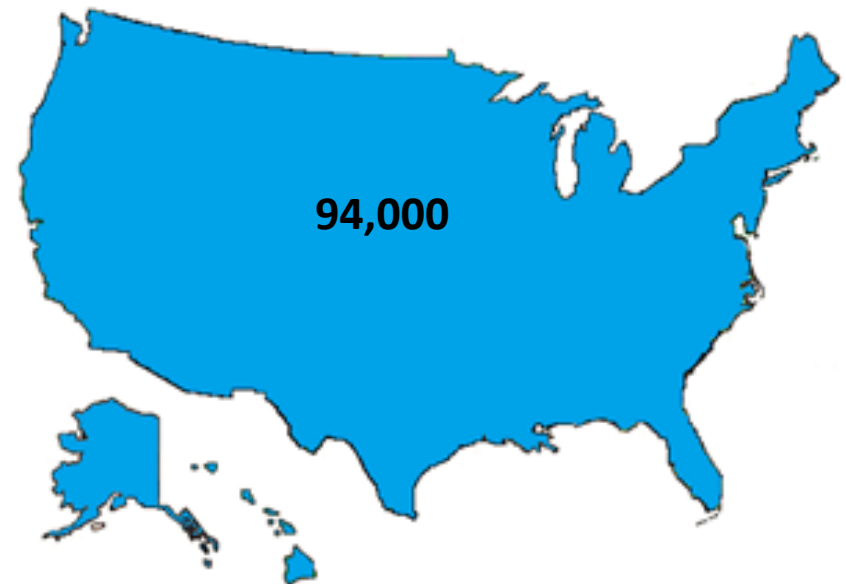



NATIONAL SURVEY OF CHILDREN'S HEALTH 2011-2012

ADVERSE CHILDHOOD EXPERIENCES ALASKA AND THE U.S.



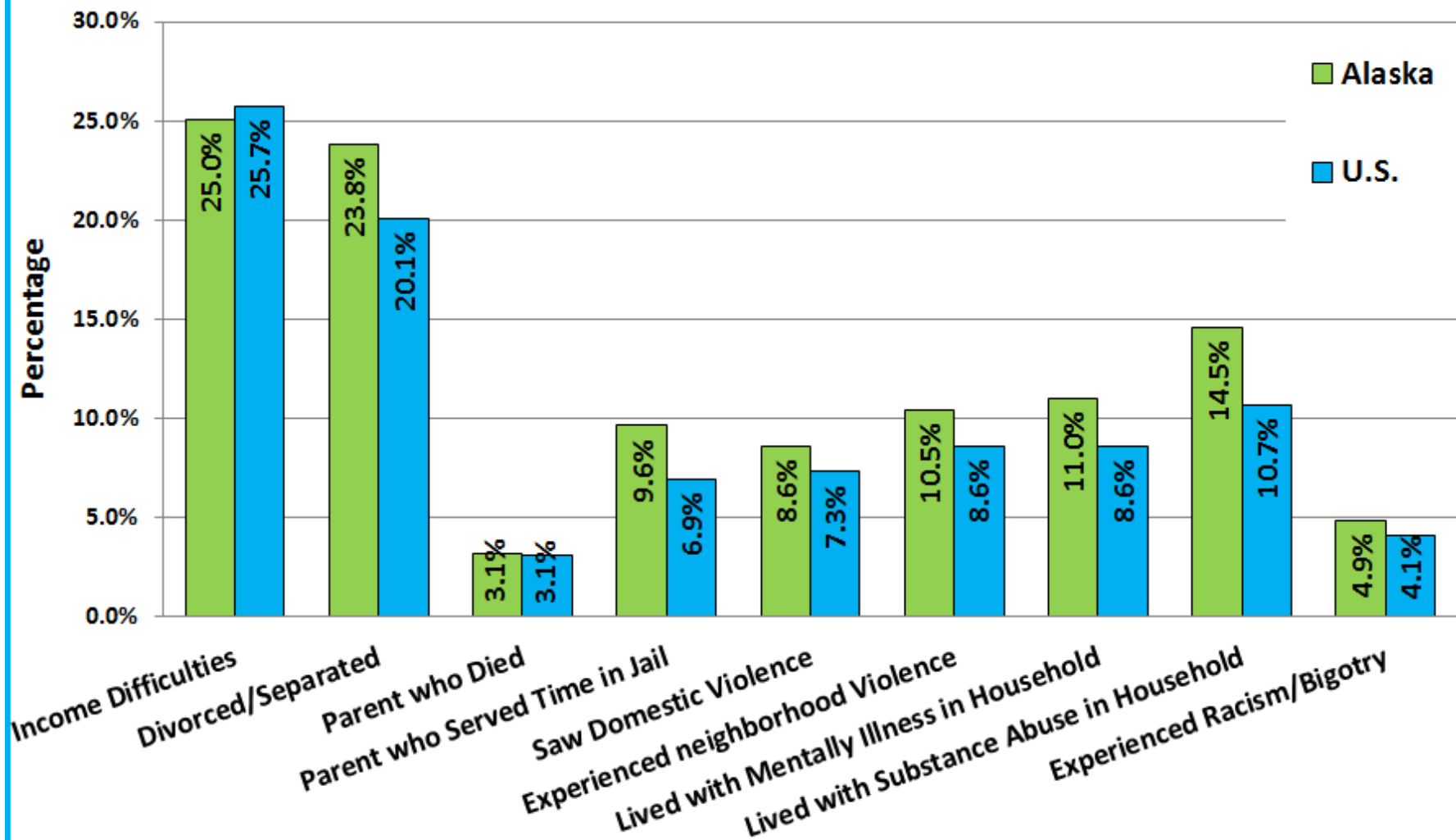


National Survey of Children's Health 2011/2012

- (1) socioeconomic hardship,
- (2) divorce/separation of parent,
- (3) death of parent,
- (4) parent served time in jail,
- (5) witness to domestic violence,
- (6) victim of neighborhood violence,
- (7) lived with someone who was mentally ill or suicidal,
- (8) lived with someone with alcohol/drug problem,
- (9) treated or judged unfairly due to race/ethnicity.

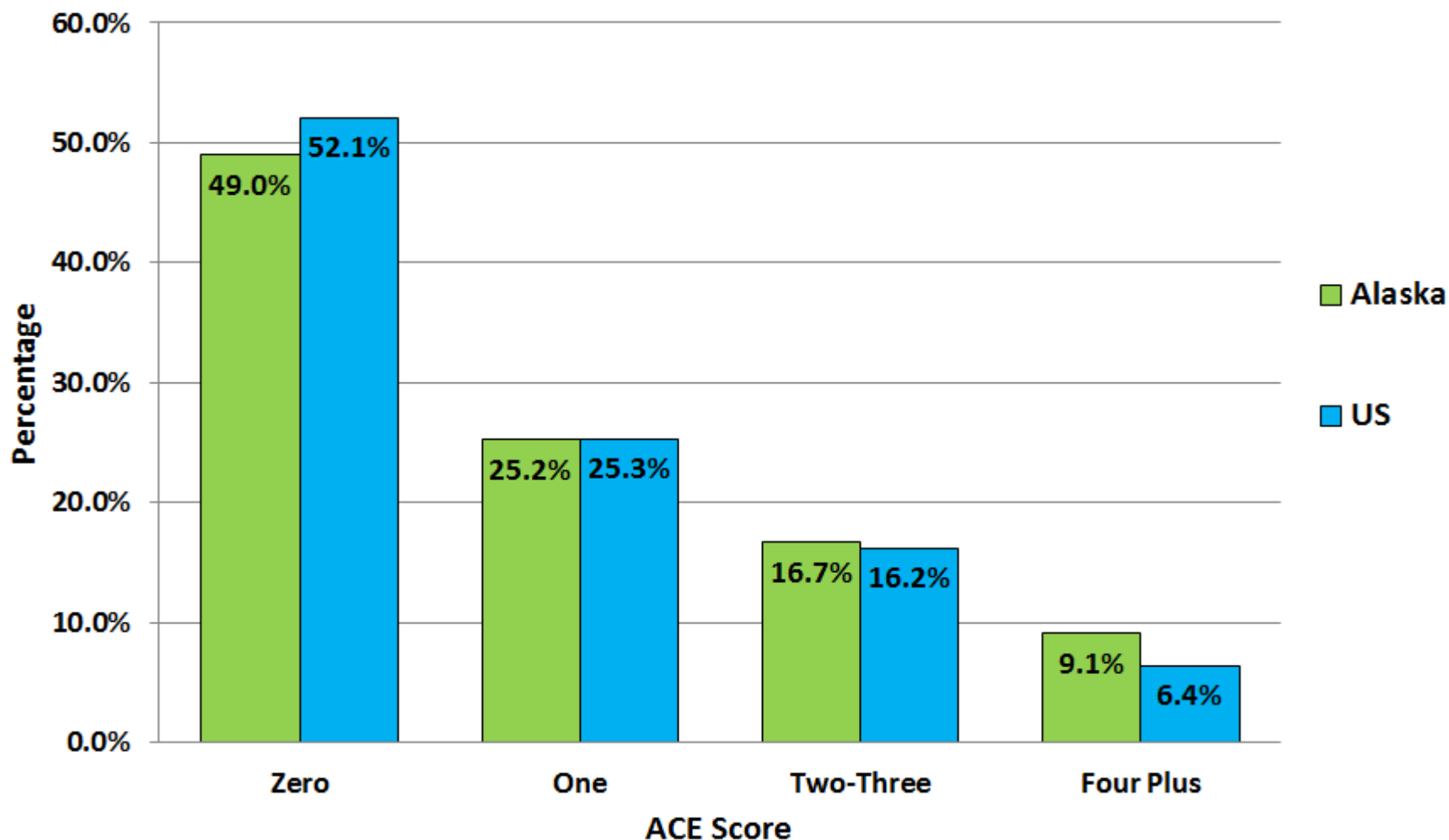
Does Not Include Physical, Sexual and Emotional Abuse.

Rates of Individual Adverse Childhood Experiences for Alaska and the U.S.



Source: Child and Adolescent Health Management Initiative (2012). "2011-2012 National Survey of Children's Health (2012), U.S. Department of Health and Human Services, Health Resources and Services Administration. Graphics and analysis done by the Alaska Mental Health Board and Advisory Board on Alcoholism and Drug Abuse Staff

ACE Scores for Alaska and the U.S.



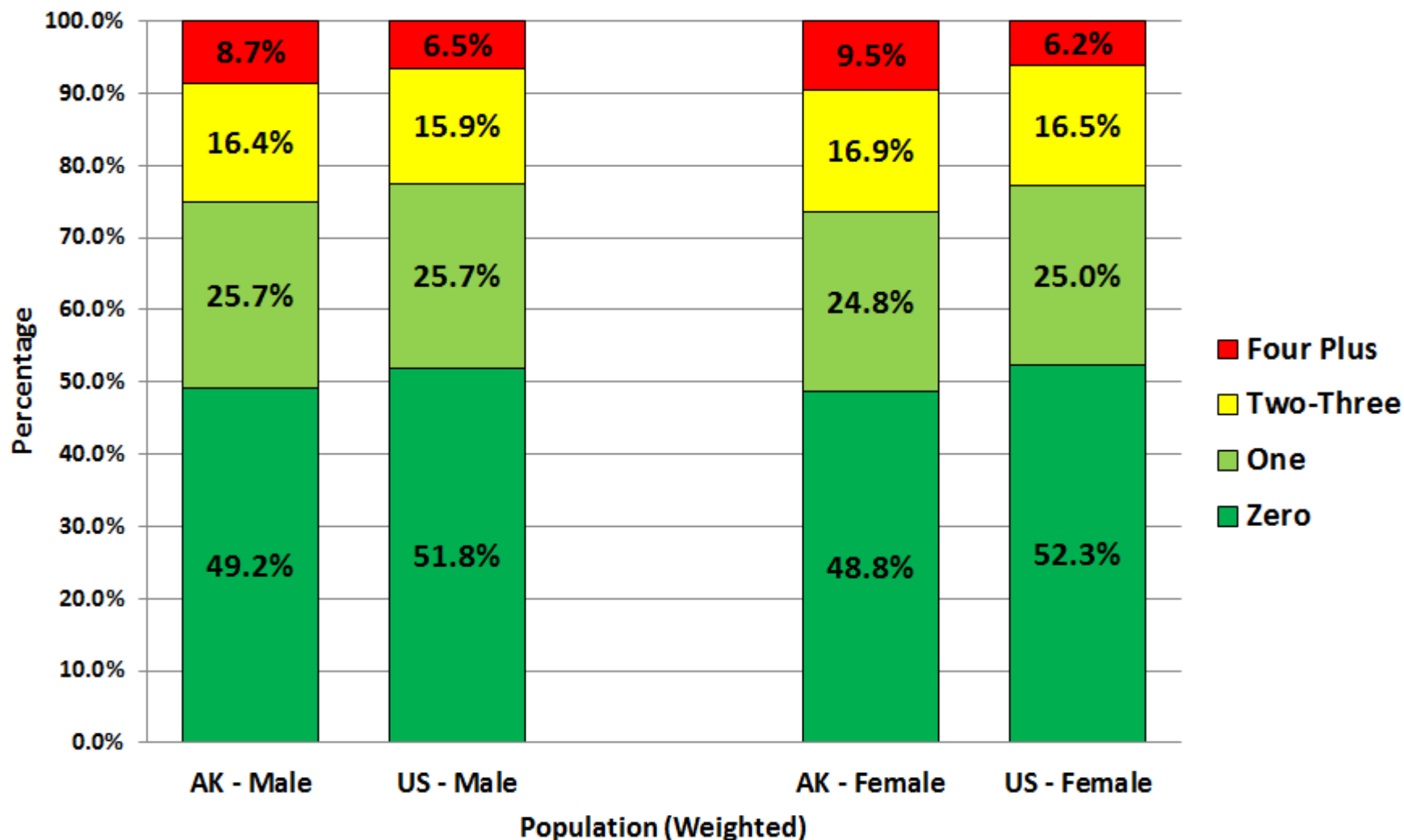
Source: Child and Adolescent Health Management Initiative (2012). "2011-2012 National Survey of Children's Health (2012), U.S. Department of Health and Human Services, Health Resources and Services Administration. Graphics and analysis done by the Alaska Mental Health Board and Advisory Board on Alcoholism and Drug Abuse Staff

Adverse Experience*	Alaska	HRSA Region X	U.S.
Economic hardship	25.0%	26.5%	25.7%
Divorce/separation	23.8%	22.4%	20.1%
Death of parent	3.1%	2.3%	3.1%
Parent served time in jail	9.6%	7.5%	6.9%
Witness to domestic violence	8.6%	7.9%	7.3%
Victim of neighborhood violence	10.5%	8.8%	8.6%
Household mentally illness	11.0%	12.3%	8.6%
Household alcohol/drug problem	14.5%	13.6%	10.7%
Treated unfairly due to race/ethnicity	4.9%	4.0%	4.1%

*The comparison between Alaska, Region X (WA, ID, OR, AK) and the U.S. does not necessarily indicate a statistically different level of outcome between the two populations but is displayed to show the similarity between the two samples.

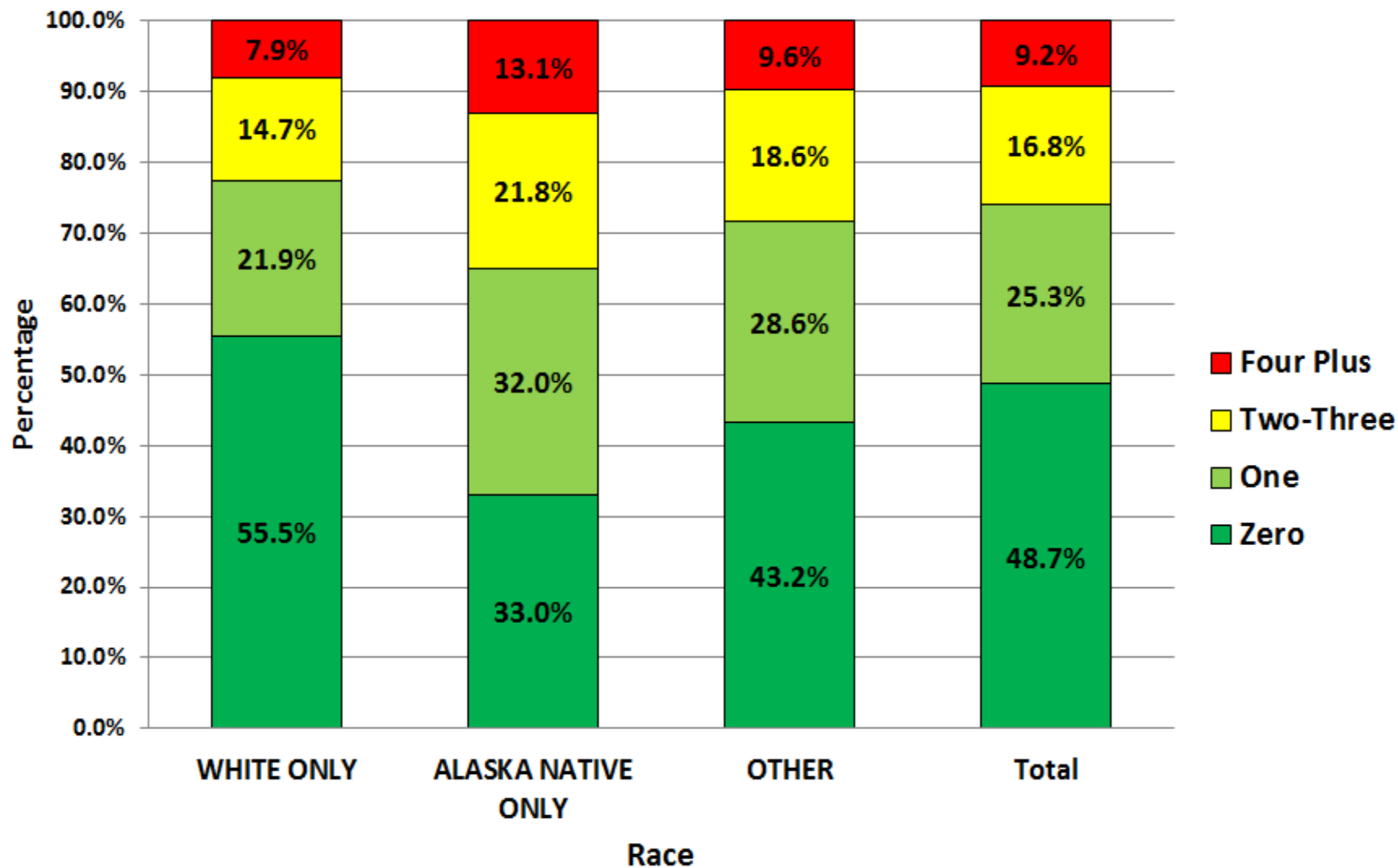
Source: Child and Adolescent Health Management Initiative (2012). "2011-2012 National Survey of Children's Health (2012), U.S. Department of Health and Human Services, Health Resources and Services Administration. Graphics and analysis done by the Alaska Mental Health Board and Advisory Board on Alcoholism and Drug Abuse Staff

ACE Scores by Gender – Alaska and U.S.



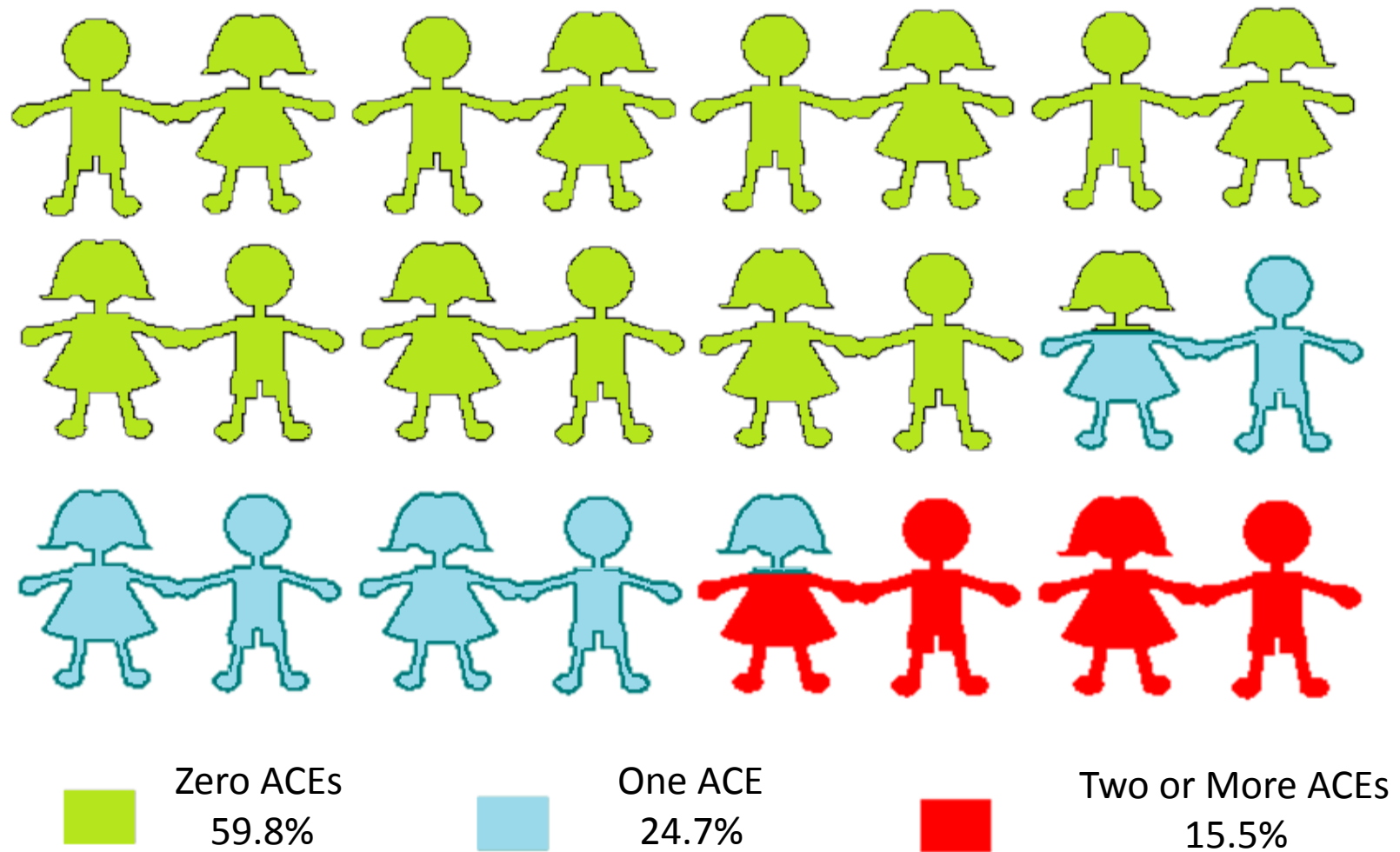
Source: Child and Adolescent Health Management Initiative (2012). "2011-2012 National Survey of Children's Health (2012), U.S. Department of Health and Human Services, Health Resources and Services Administration. Graphics and analysis done by the Alaska Mental Health Board and Advisory Board on Alcoholism and Drug Abuse Staff

ACEs Scores by Race for Alaskan Children and Youth



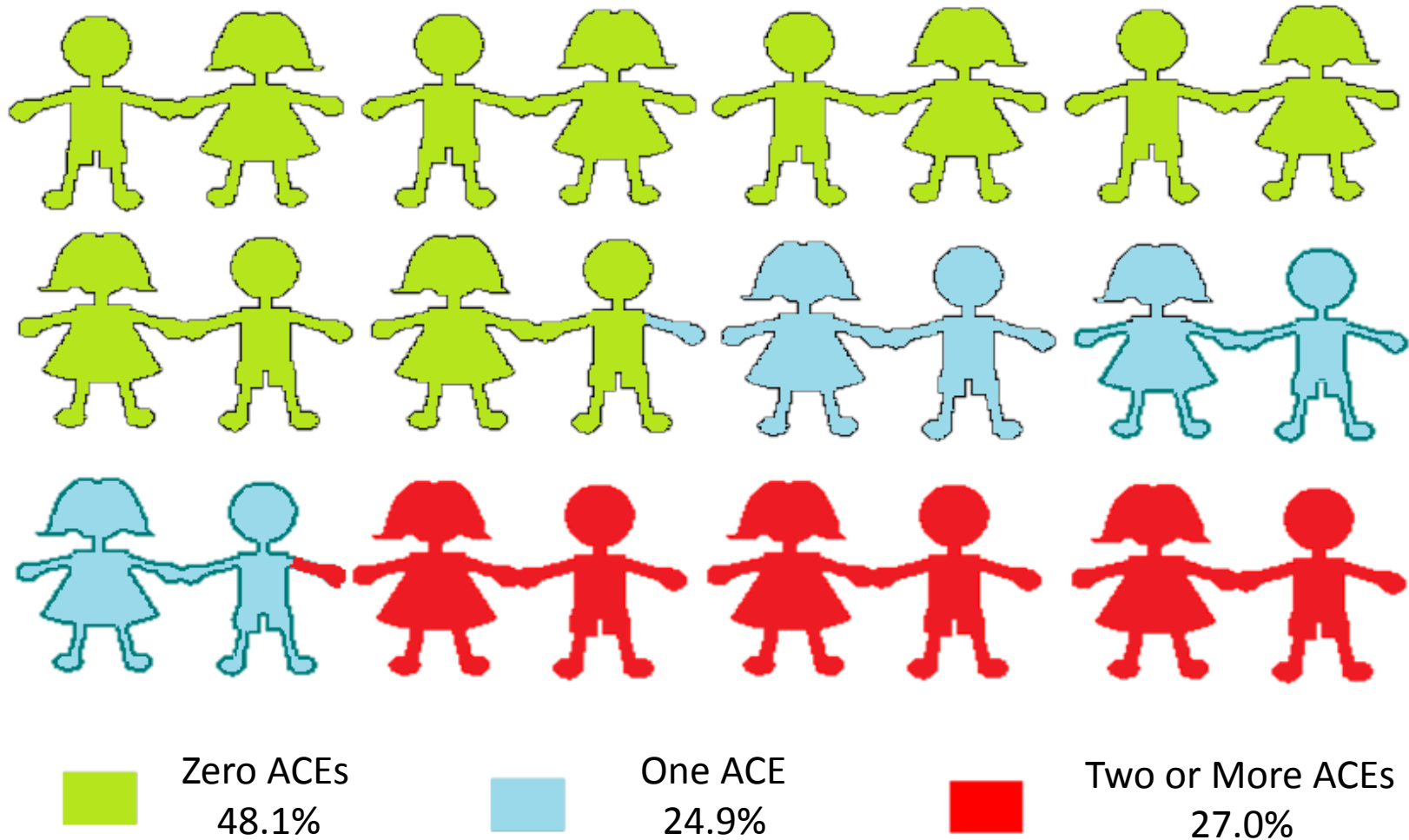
Source: Child and Adolescent Health Management Initiative (2012). "2011-2012 National Survey of Children's Health (2012), U.S. Department of Health and Human Services, Health Resources and Services Administration. Graphics and analysis done by the Alaska Mental Health Board and Advisory Board on Alcoholism and Drug Abuse Staff

Age 0-5 by Number of ACEs in Alaska



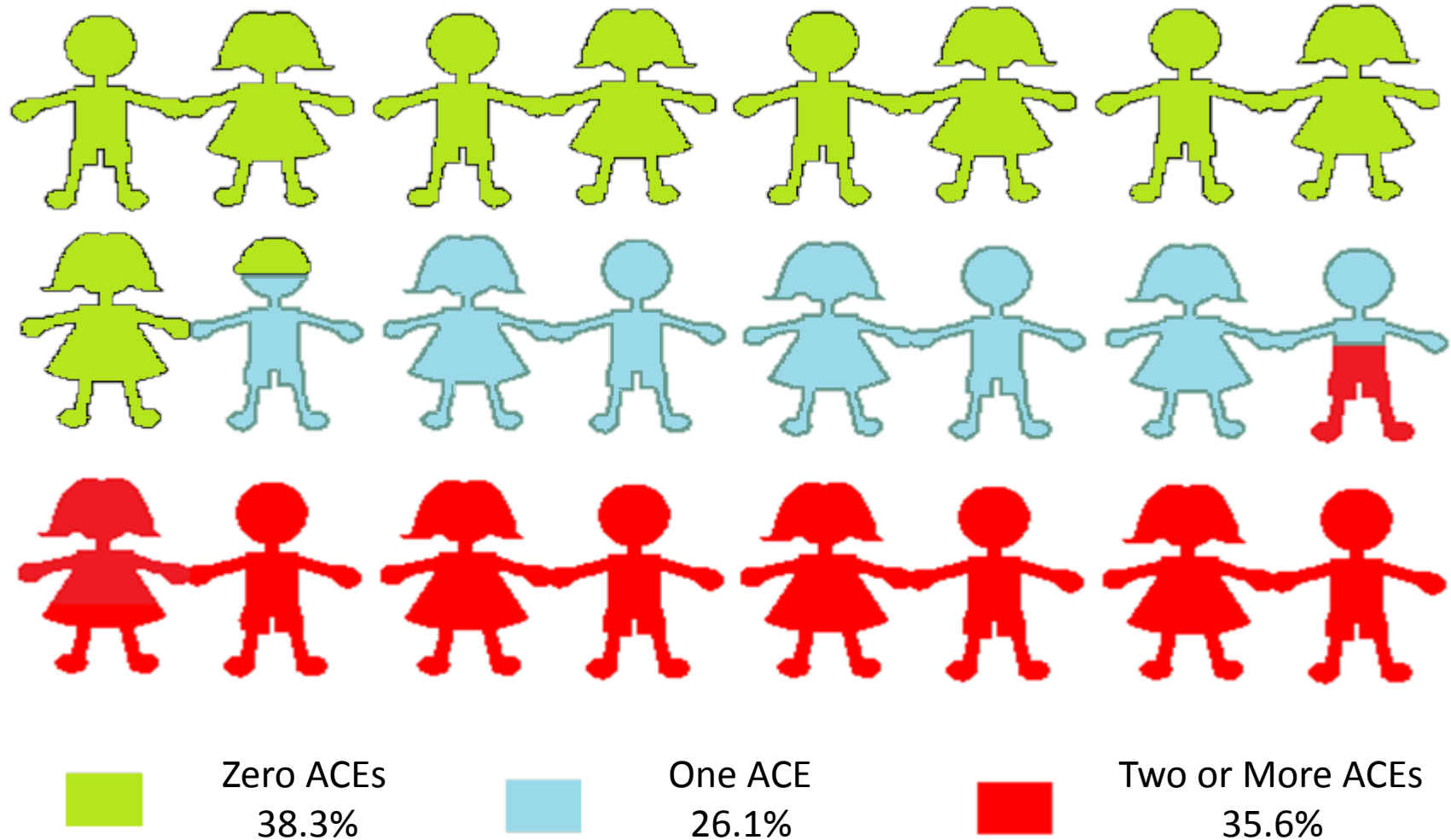


Age 6-11 by Number of ACEs in Alaska

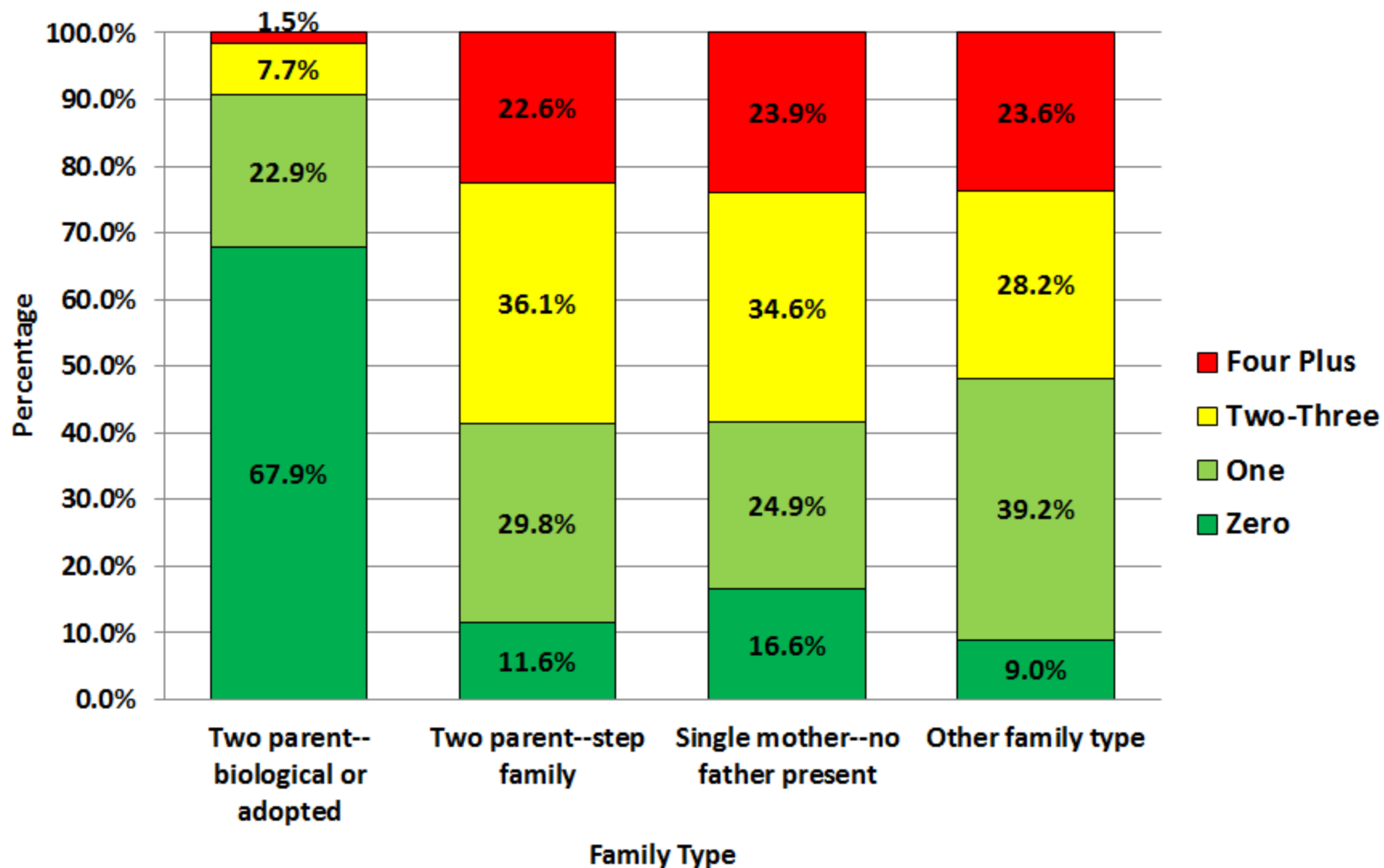




Age 12-17 by Number of ACEs in Alaska

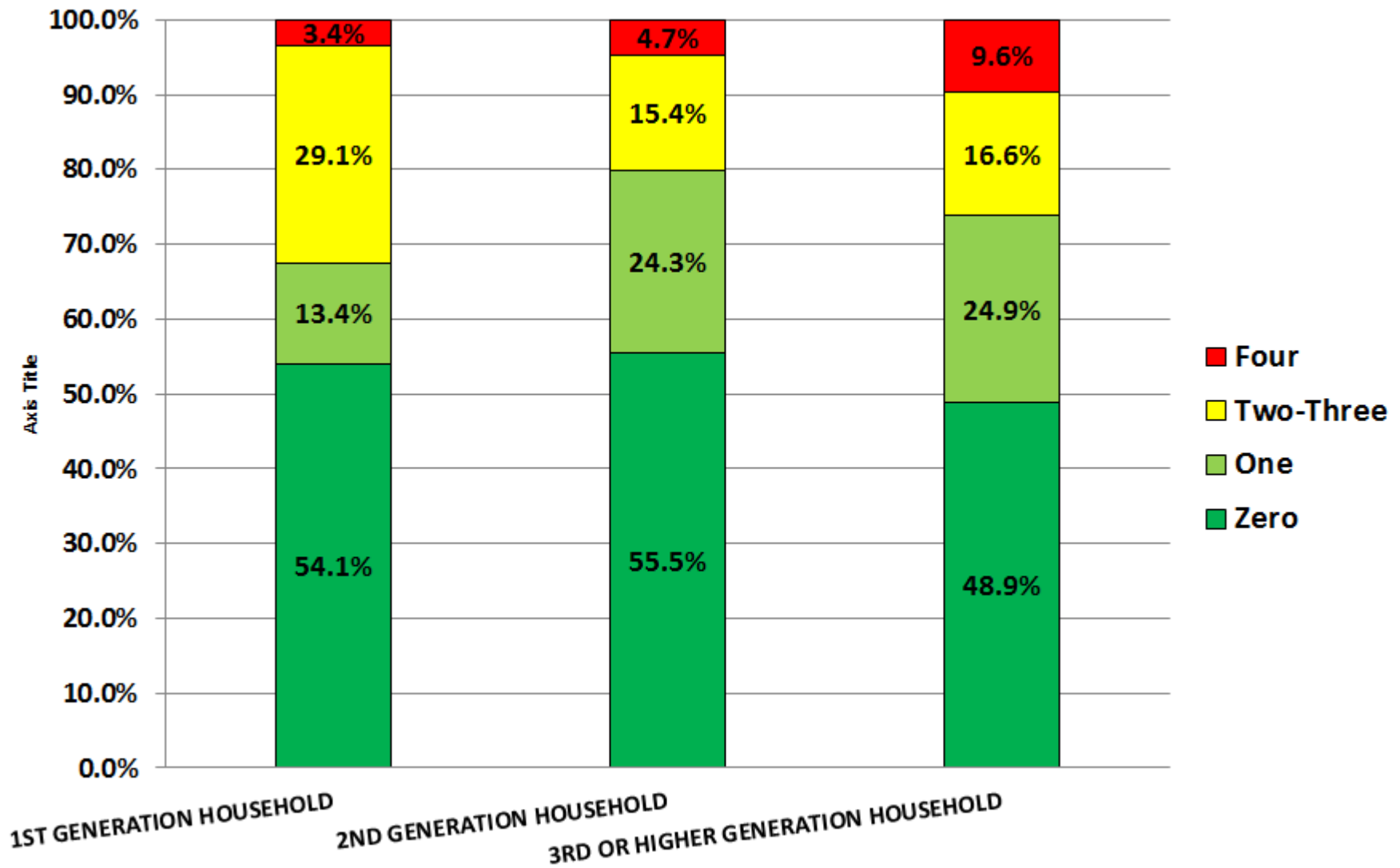


Family Structure for Alaskan Children and Youth by ACE Score



Source: Child and Adolescent Health Management Initiative (2012). "2011-2012 National Survey of Children's Health (2012), U.S. Department of Health and Human Services, Health Resources and Services Administration. Graphics and analysis done by the Alaska Mental Health Board and Advisory Board on Alcoholism and Drug Abuse Staff

ACE Scores of Alaskan Children by Generational Status



Source: Child and Adolescent Health Management Initiative (2012). "2011-2012 National Survey of Children's Health (2012), U.S. Department of Health and Human Services, Health Resources and Services Administration. Graphics and analysis done by the Alaska Mental Health Board and Advisory Board on Alcoholism and Drug Abuse Staff

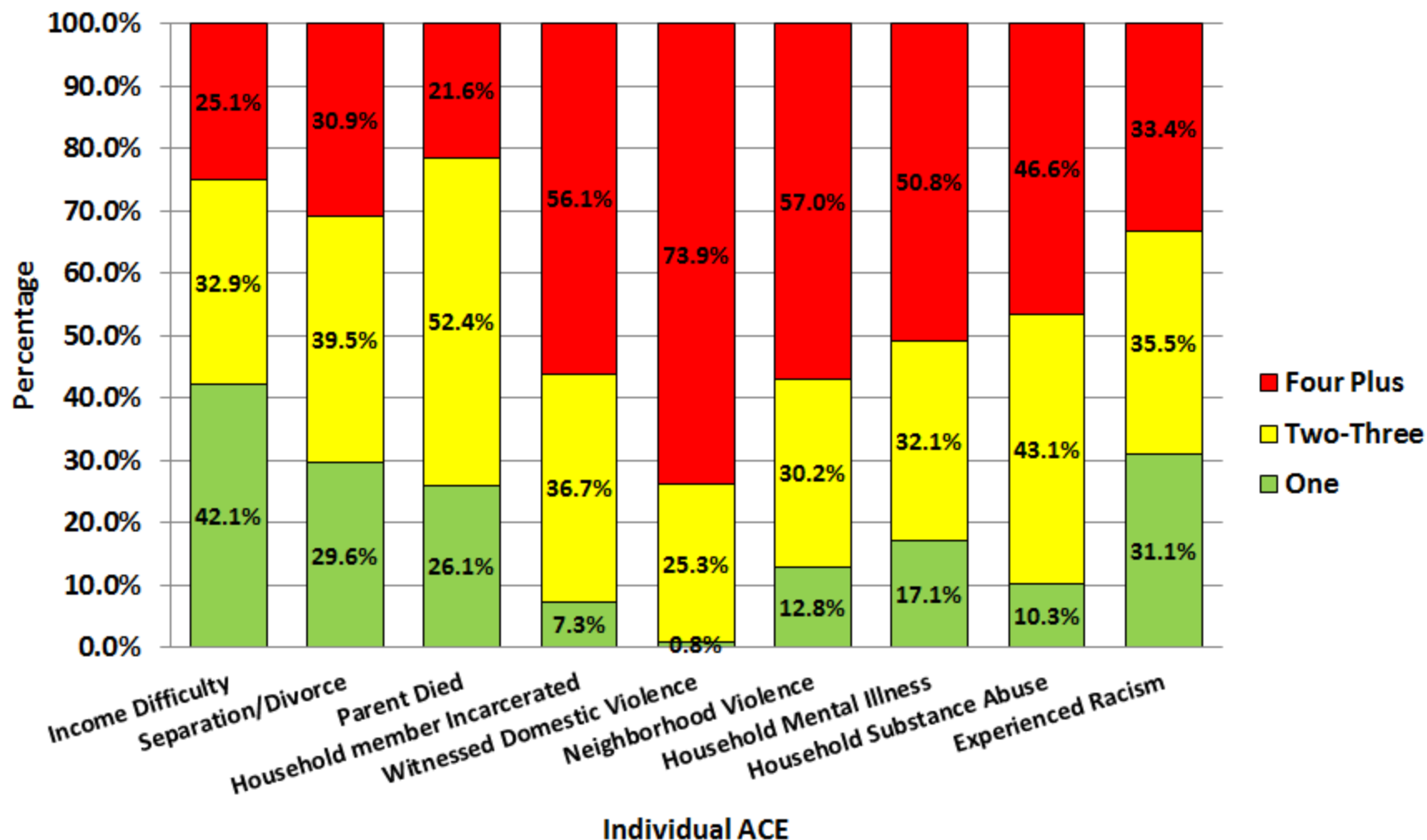
ADVERSE CHILDHOOD EXPERIENCES

**For approximately half the Alaskan children and youth who have experienced
A specific type of adverse experience it comes with other types of ACEs too**



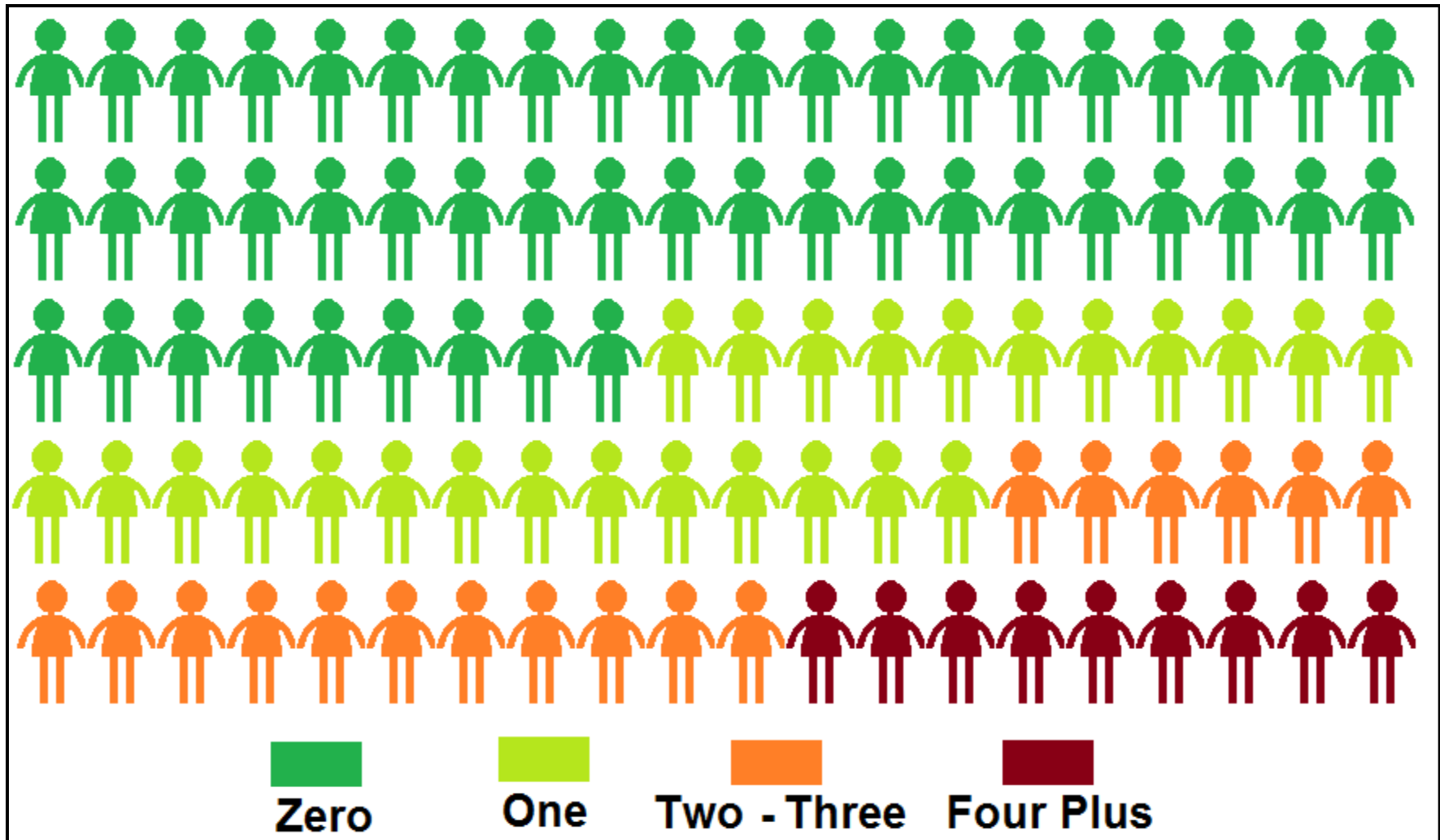
Alaska	Income Difficulty	Divorce Separation	Parent Died	Household Member in Jail	Witnessed Domestic Violence	Neighborhood Violence	Household Mental Illness	Household Substance Abuse	Experienced Racism or Bigotry
Income Difficulty	25.0%	35.8%	4.3%	20.9%	19.0%	18.6%	19.2%	25.5%	5.1%
Divorce Separation	37.2%	23.8%	5.3%	26.1%	25.3%	25.8%	24.0%	37.0%	6.5%
Parent Died	34.5%	39.7%	3.1%	8.0%	22.3%	21.0%	8.5%	29.6%	7.7%
Household Member in Jail	54.0%	65.6%	2.6%	9.6%	47.4%	38.9%	31.5%	53.8%	9.6%
Witnessed Domestic Violence	54.9%	70.6%	8.2%	52.2%	8.6%	52.8%	46.8%	65.3%	16.4%
Neighborhood Violence	44.3%	59.0%	6.4%	34.9%	42.8%	10.5%	37.4%	42.5%	15.5%
Household Mental Illness	42.8%	51.2%	2.4%	27.2%	36.0%	35.7%	11.0%	51.9%	11.1%
Household Substance Abuse	43.7%	60.3%	6.4%	35.6%	39.1%	31.6%	39.9%	14.5%	11.9%
Experienced Racism or Bigotry	26.1%	31.6%	4.9%	18.8%	28.5%	33.0%	25.3%	35.1%	4.9%

ACE Scores of Alaskan Children and Youth If They Have Experienced At Least One ACE



Source: Child and Adolescent Health Management Initiative (2012). "2011-2012 National Survey of Children's Health (2012), U.S. Department of Health and Human Services, Health Resources and Services Administration. Graphics and analysis done by the Alaska Mental Health Board and Advisory Board on Alcoholism and Drug Abuse Staff

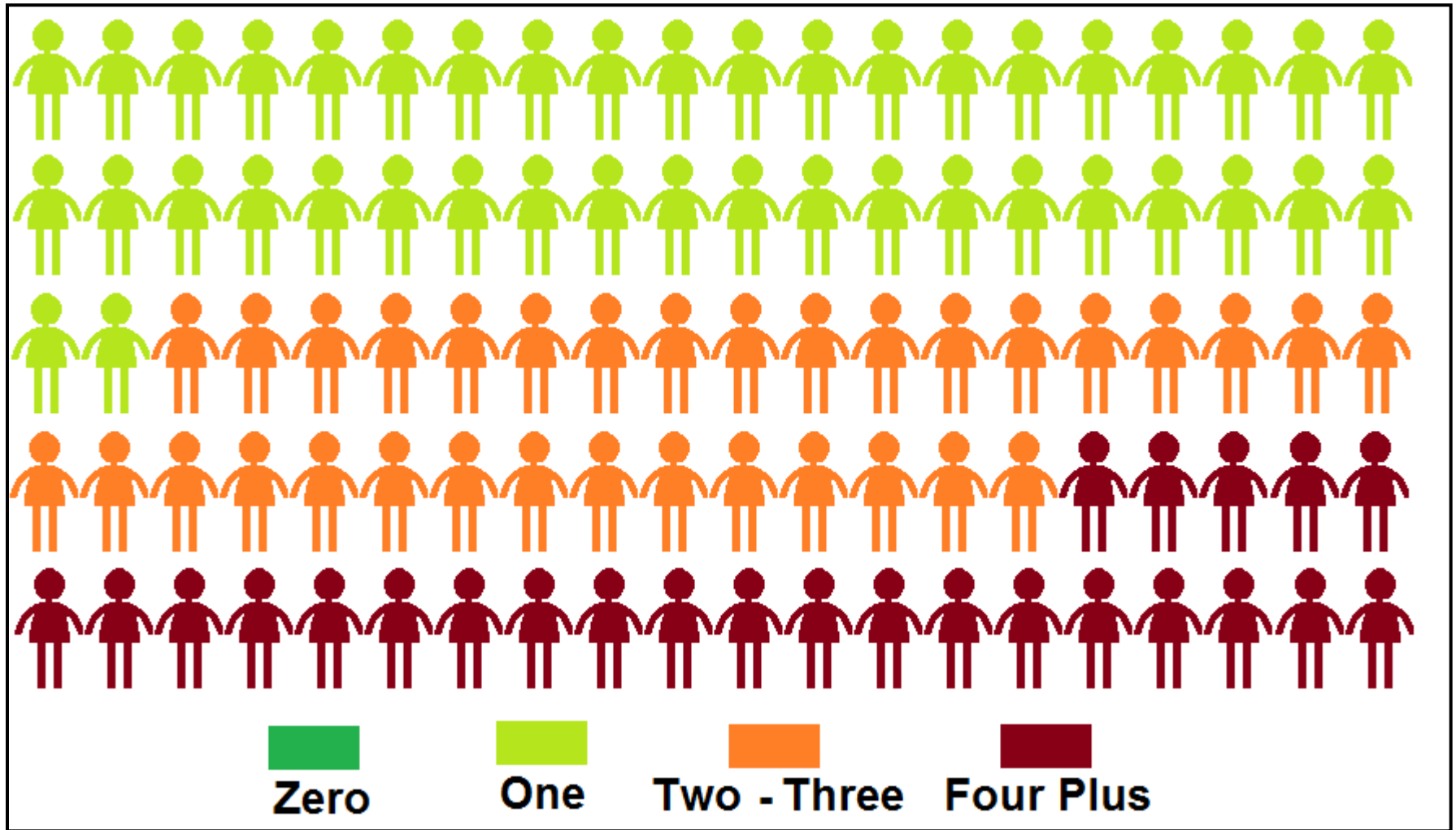
100 Alaskan Children and Youth by ACE Score



Source: Child and Adolescent Health Management Initiative (2012). "2011-2012 National Survey of Children's Health (2012), U.S. Department of Health and Human Services, Health Resources and Services Administration. Graphics and analysis done by the Alaska Mental Health Board and Advisory Board on Alcoholism and Drug Abuse Staff

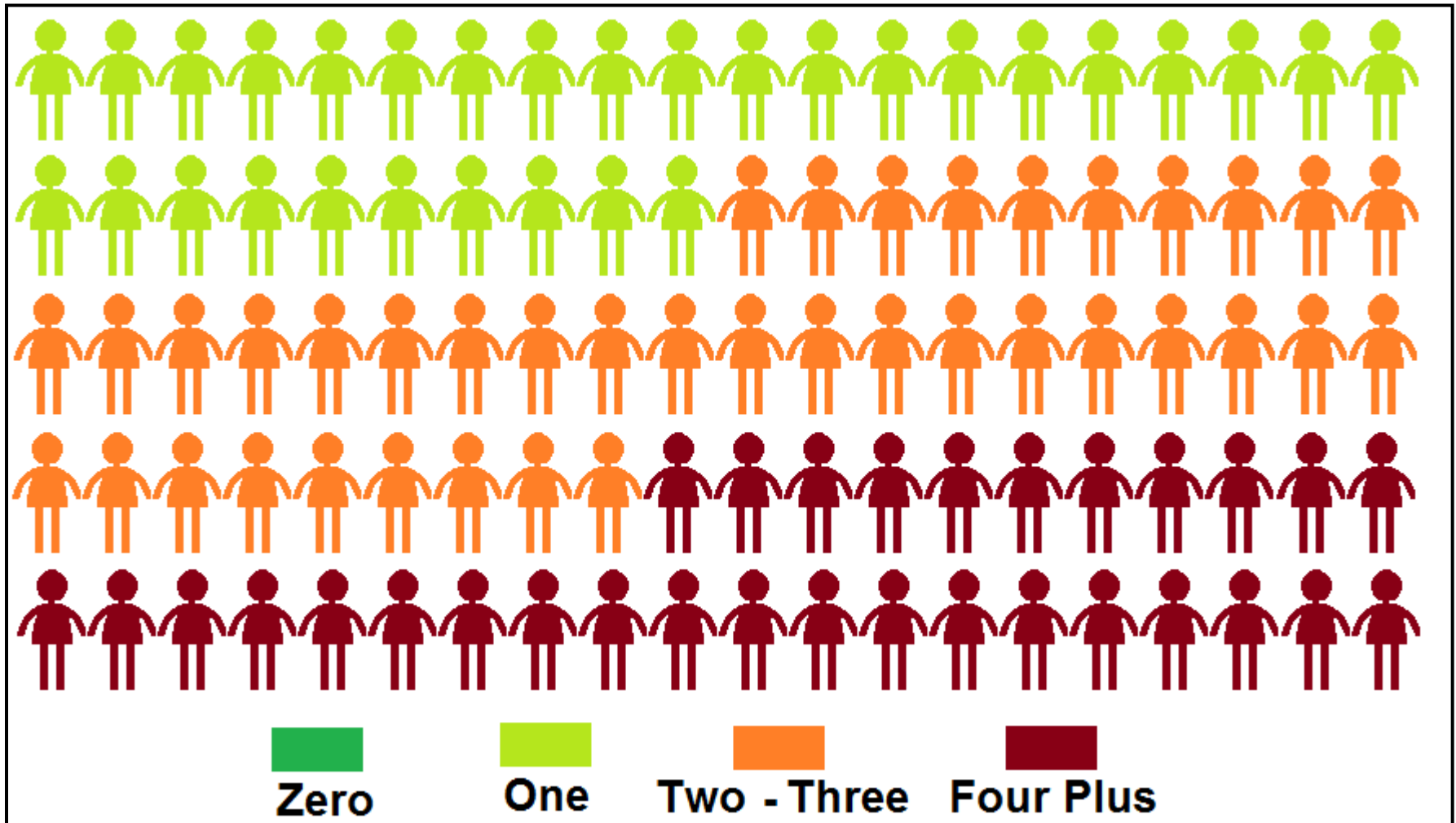


ACE Scores of 100 Alaskan Children and Youth who Experienced Income Difficulty



Source: Child and Adolescent Health Management Initiative (2012). "2011-2012 National Survey of Children's Health (2012), U.S. Department of Health and Human Services, Health Resources and Services Administration. Graphics and analysis done by the Alaska Mental Health Board and Advisory Board on Alcoholism and Drug Abuse Staff

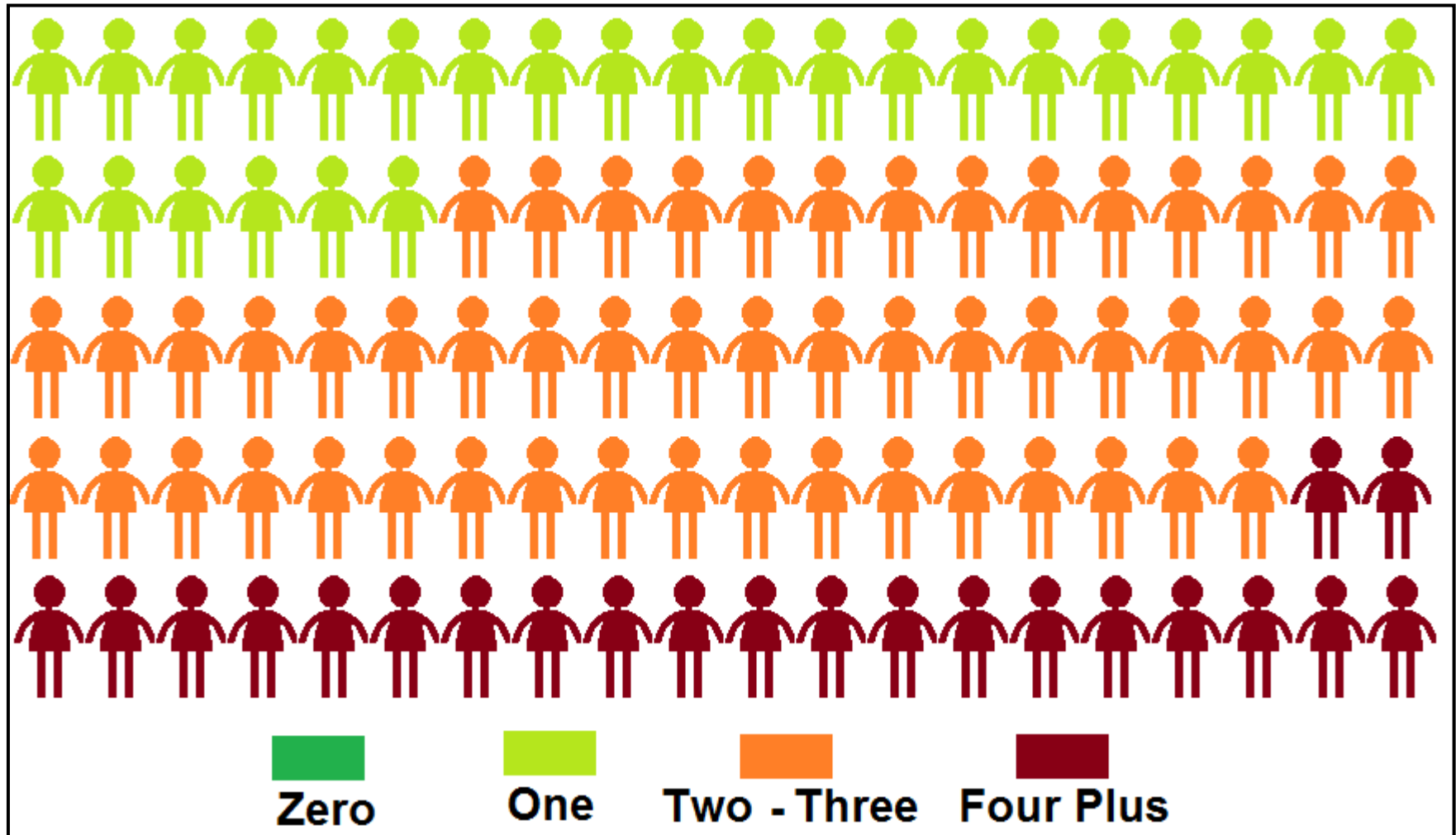
ACE Scores of 100 Alaskan Children and Youth who Experienced Separation/Divorce



Source: Child and Adolescent Health Management Initiative (2012). "2011-2012 National Survey of Children's Health (2012), U.S. Department of Health and Human Services, Health Resources and Services Administration. Graphics and analysis done by the Alaska Mental Health Board and Advisory Board on Alcoholism and Drug Abuse Staff

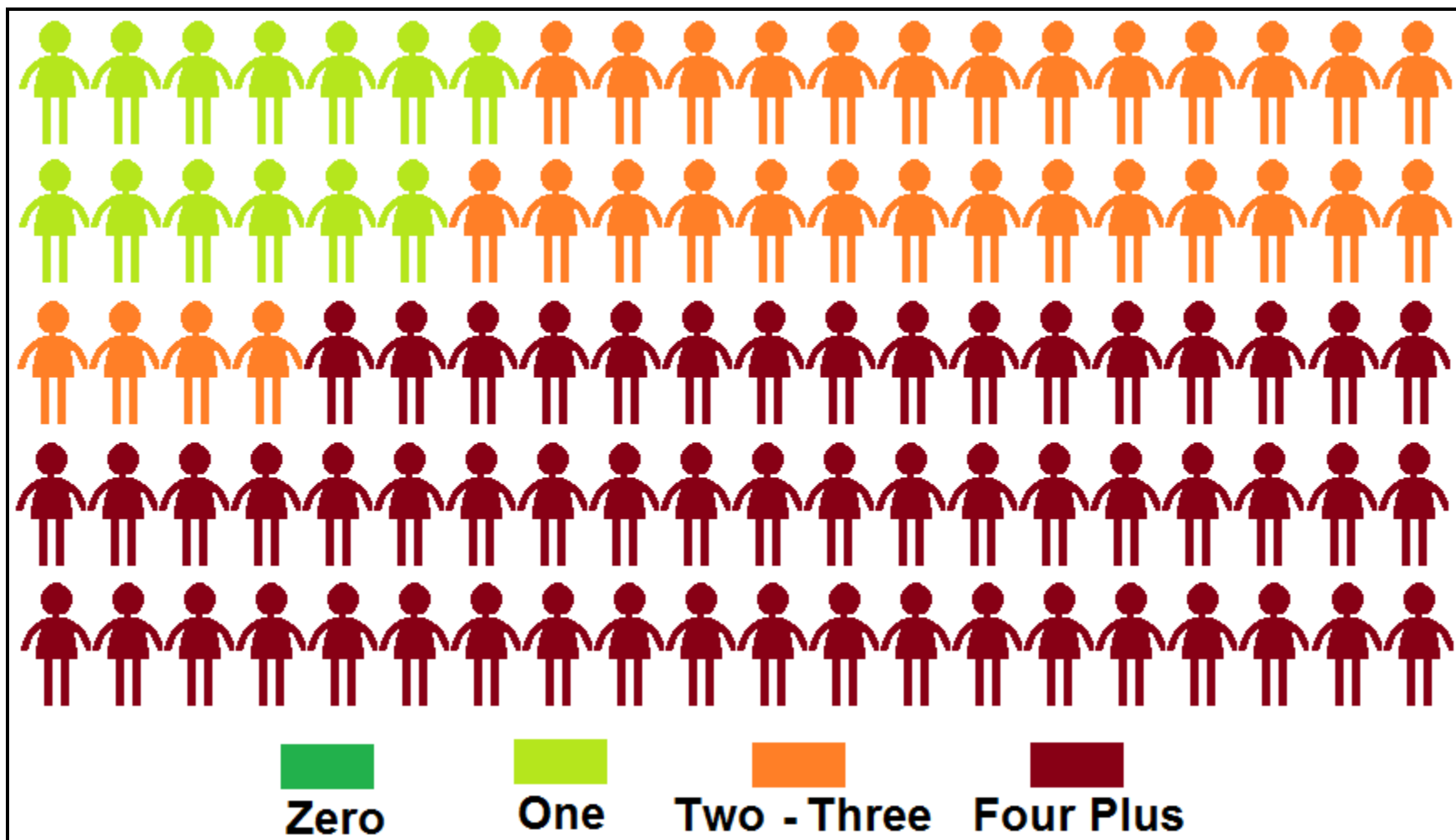


ACE Scores of 100 Alaskan Children and Youth who Experienced the Death of a Parent



Source: Child and Adolescent Health Management Initiative (2012). "2011-2012 National Survey of Children's Health (2012), U.S. Department of Health and Human Services, Health Resources and Services Administration. Graphics and analysis done by the Alaska Mental Health Board and Advisory Board on Alcoholism and Drug Abuse Staff

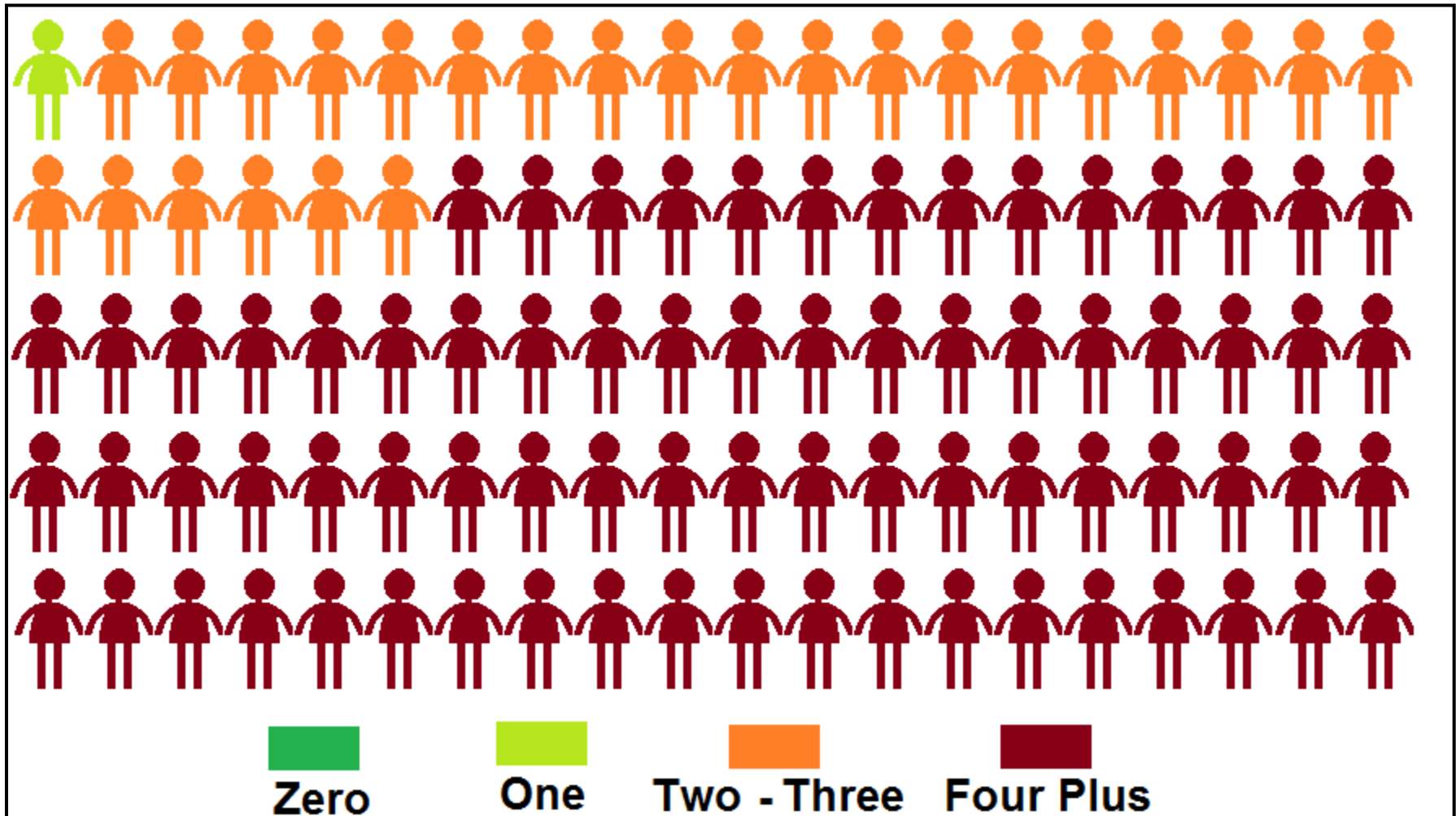
ACE Scores of 100 Alaskan Children and Youth who Experienced an Incarcerated Family Member



Source: Child and Adolescent Health Management Initiative (2012). "2011-2012 National Survey of Children's Health (2012), U.S. Department of Health and Human Services, Health Resources and Services Administration. Graphics and analysis done by the Alaska Mental Health Board and Advisory Board on Alcoholism and Drug Abuse Staff



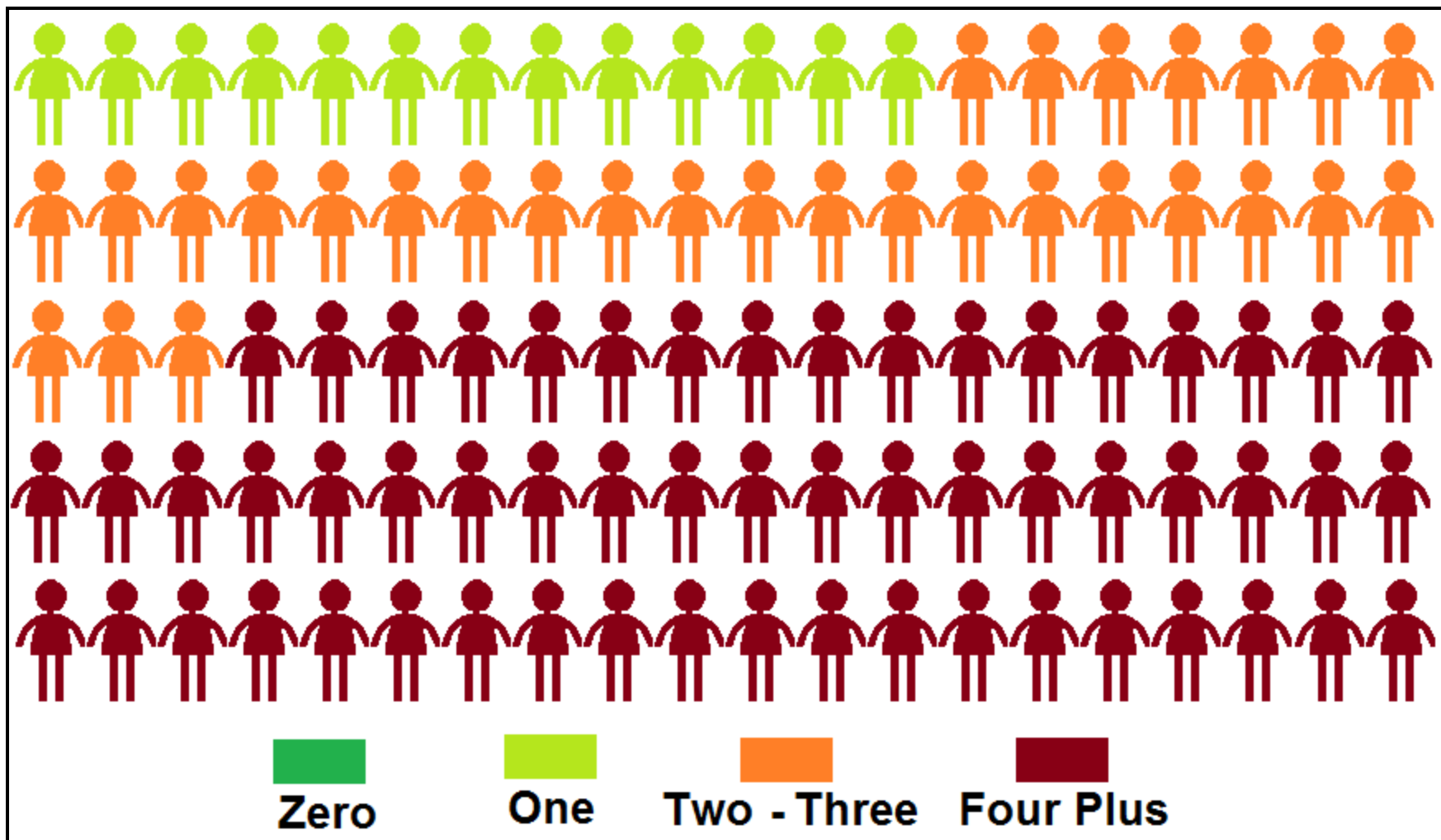
ACE Scores of 100 Alaskan Children and Youth who Witnessed Domestic Violence



Source: Child and Adolescent Health Management Initiative (2012). "2011-2012 National Survey of Children's Health (2012), U.S. Department of Health and Human Services, Health Resources and Services Administration. Graphics and analysis done by the Alaska Mental Health Board and Advisory Board on Alcoholism and Drug Abuse Staff



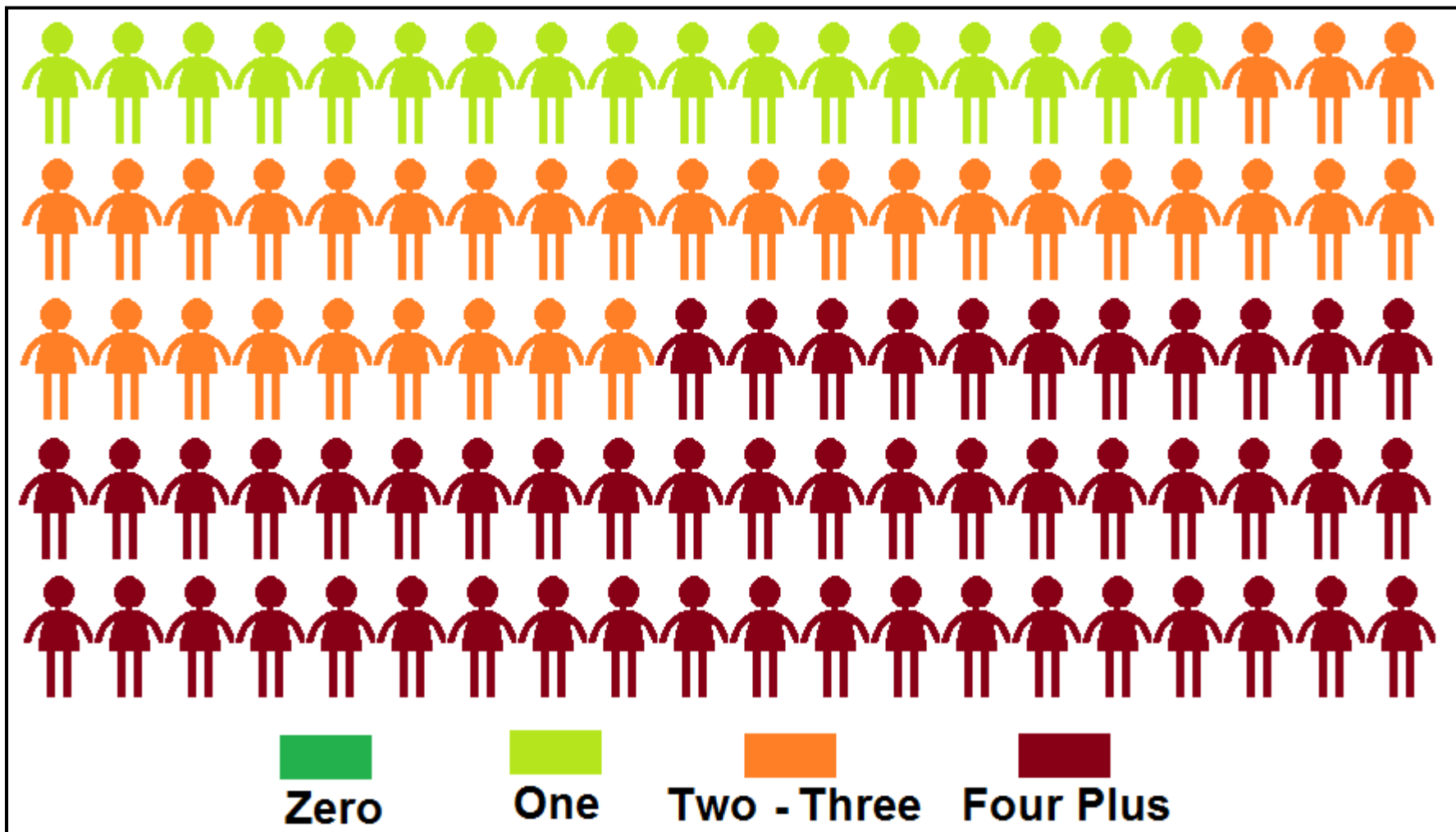
ACE Scores of 100 Alaskan Children and Youth who Experienced Neighborhood Violence



Source: Child and Adolescent Health Management Initiative (2012). "2011-2012 National Survey of Children's Health (2012), U.S. Department of Health and Human Services, Health Resources and Services Administration. Graphics and analysis done by the Alaska Mental Health Board and Advisory Board on Alcoholism and Drug Abuse Staff



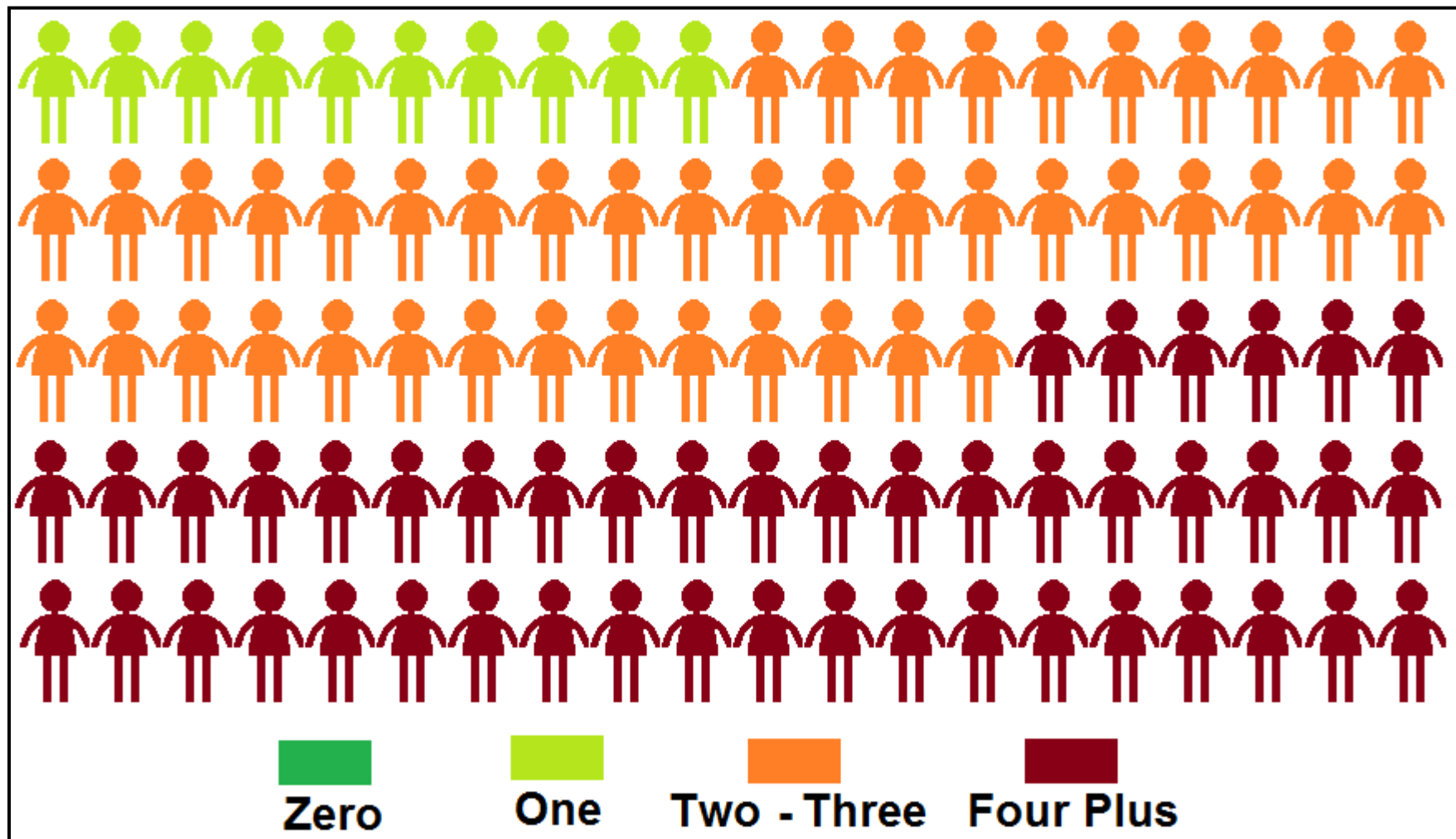
ACE Scores of 100 Alaskan Children and Youth who Experienced Household Mental Illness



Source: Child and Adolescent Health Management Initiative (2012). "2011-2012 National Survey of Children's Health (2012), U.S. Department of Health and Human Services, Health Resources and Services Administration. Graphics and analysis done by the Alaska Mental Health Board and Advisory Board on Alcoholism and Drug Abuse Staff



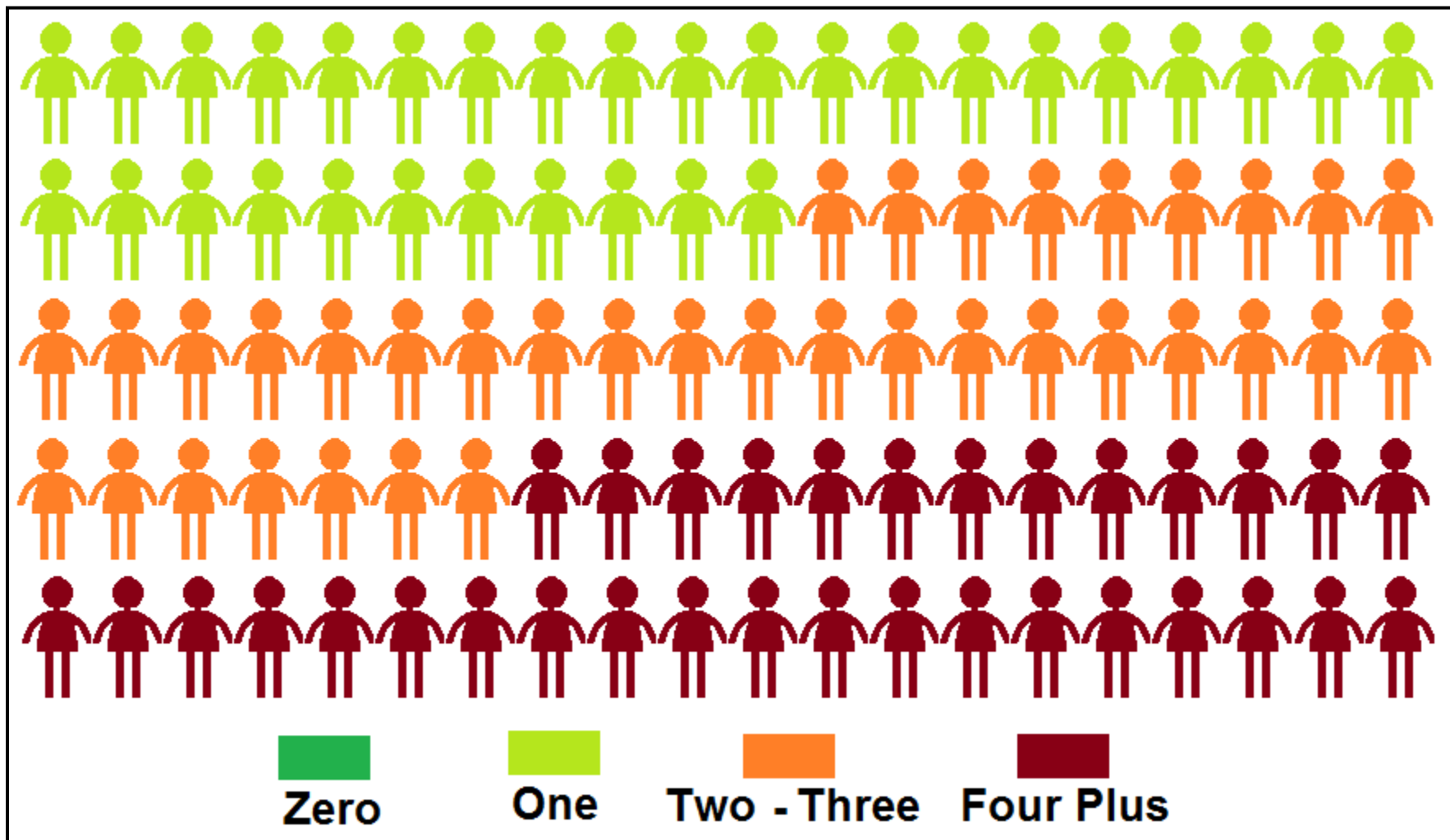
ACE Scores of 100 Alaskan Children and Youth who Experienced Household Substance Abuse



Source: Child and Adolescent Health Management Initiative (2012). "2011-2012 National Survey of Children's Health (2012), U.S. Department of Health and Human Services, Health Resources and Services Administration. Graphics and analysis done by the Alaska Mental Health Board and Advisory Board on Alcoholism and Drug Abuse Staff




ACE Scores of 100 Alaskan Children and Youth who Experienced Racism or Bigotry

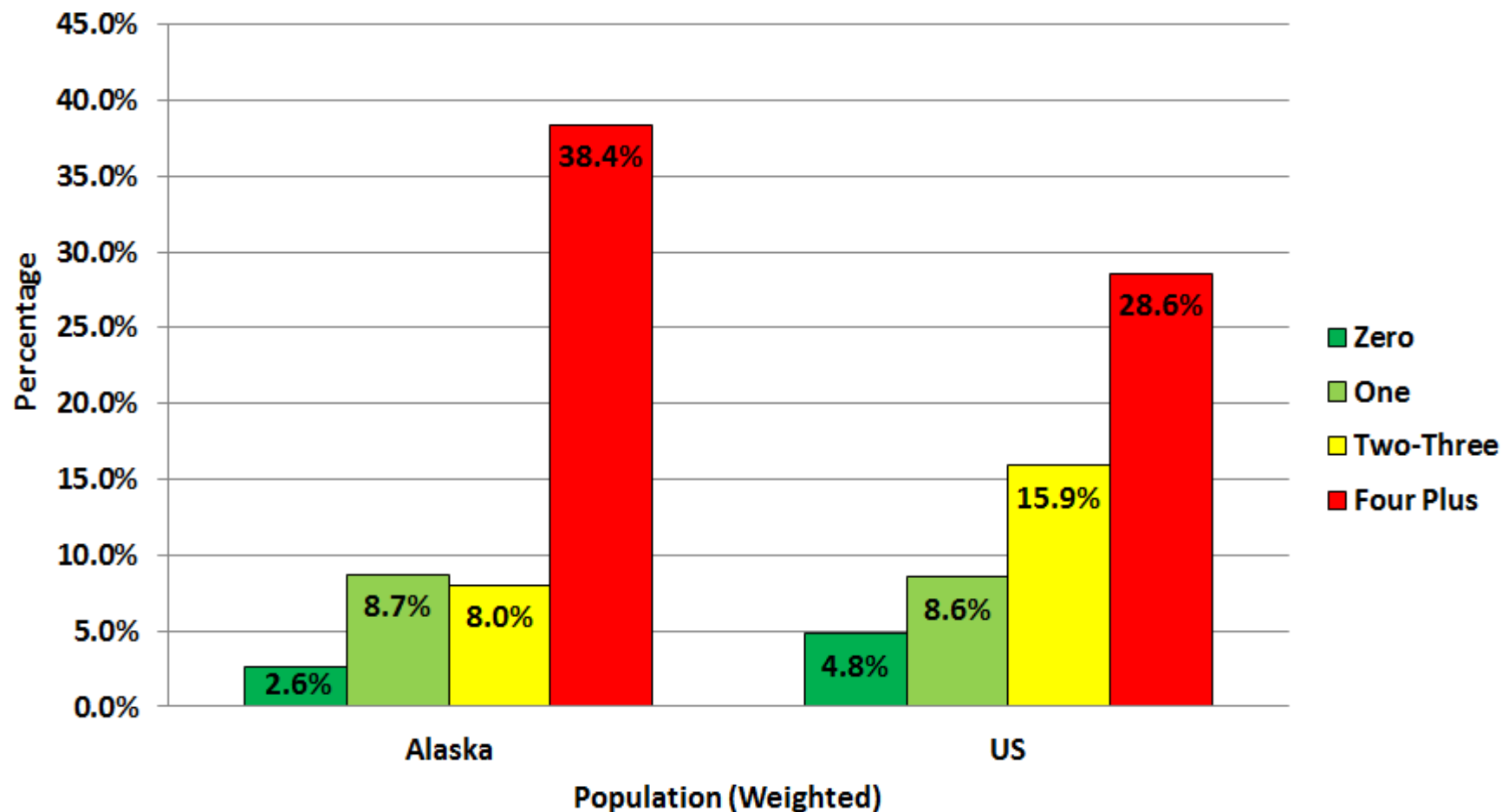


Source: Child and Adolescent Health Management Initiative (2012). "2011-2012 National Survey of Children's Health (2012), U.S. Department of Health and Human Services, Health Resources and Services Administration. Graphics and analysis done by the Alaska Mental Health Board and Advisory Board on Alcoholism and Drug Abuse Staff

ADVERSE EXPERIENCES AND MENTAL HEALTH MEASURES



Percentage of Alaskan Children who Have Received Treatment from a Mental Health Professional in the Previous Year by ACE Score

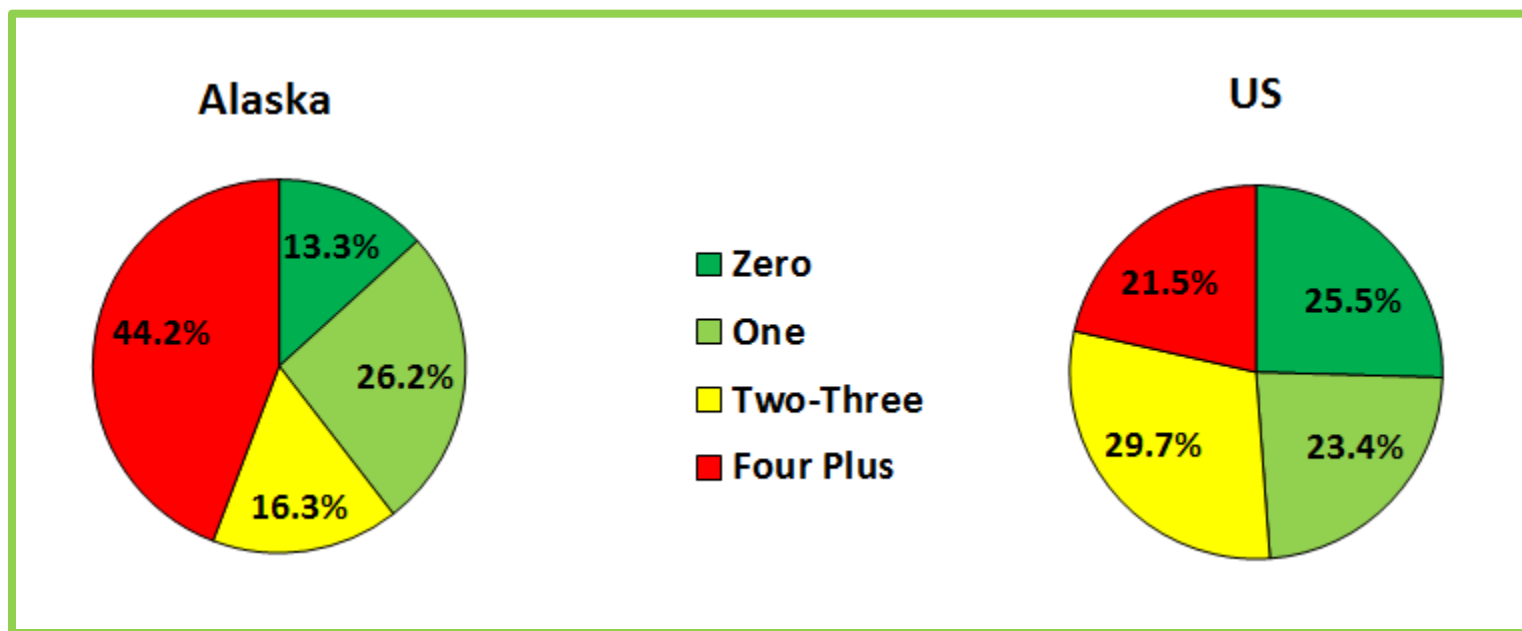


*The comparison between Alaska and the U.S. does not necessarily indicate a statistically different level of outcome between the two populations but is displayed to show the similarity between the two samples.

Source: Child and Adolescent Health Management Initiative (2012). "2011-2012 National Survey of Children's Health (2012), U.S. Department of Health and Human Services, Health Resources and Services Administration. Graphics and analysis done by the Alaska Mental Health Board and Advisory Board on Alcoholism and Drug Abuse Staff



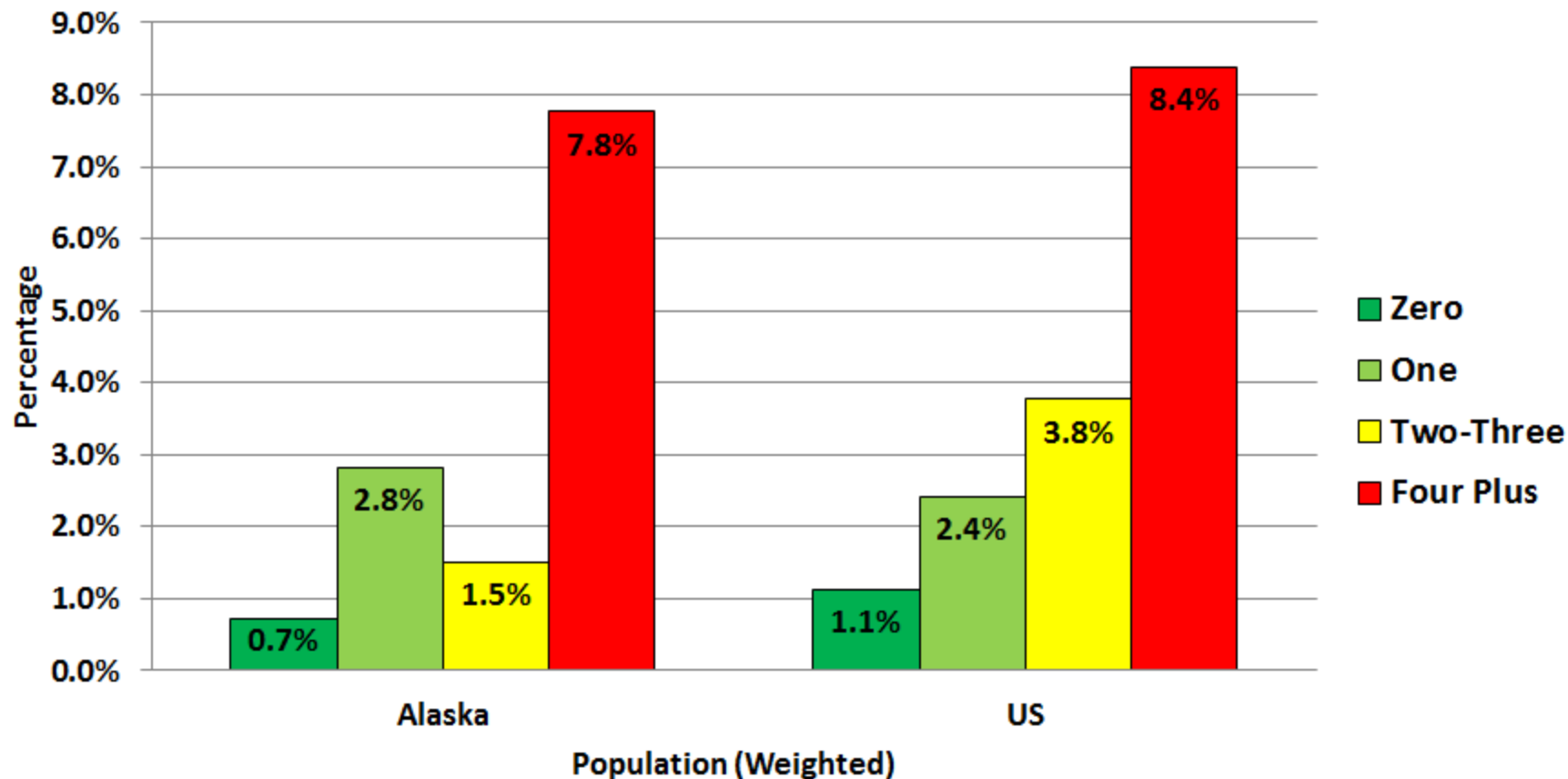
It is estimated that approximately 14,200 Alaskan children and youth received Services from a Mental Health Professional in the previous year. More than half (~8,600) have two or more ACEs.



***The comparison between Alaska and the U.S. does not necessarily indicate a statistically different level of outcome between the two populations but is displayed to show the similarity between the two samples.**

Source: Child and Adolescent Health Management Initiative (2012). "2011-2012 National Survey of Children's Health (2012), U.S. Department of Health and Human Services, Health Resources and Services Administration. Graphics and analysis done by the Alaska Mental Health Board and Advisory Board on Alcoholism and Drug Abuse Staff

Percentage of Alaskan Children in the Previous Year who Took Medication for Emotional, Concentration or Behavioral Issues by ACE Score




*The comparison between Alaska and the U.S. does not necessarily indicate a statistically different level of outcome between the two populations but is displayed to show the similarity between the two samples.

Source: Child and Adolescent Health Management Initiative (2012). "2011-2012 National Survey of Children's Health (2012), U.S. Department of Health and Human Services, Health Resources and Services Administration. Graphics and analysis done by the Alaska Mental Health Board and Advisory Board on Alcoholism and Drug Abuse Staff



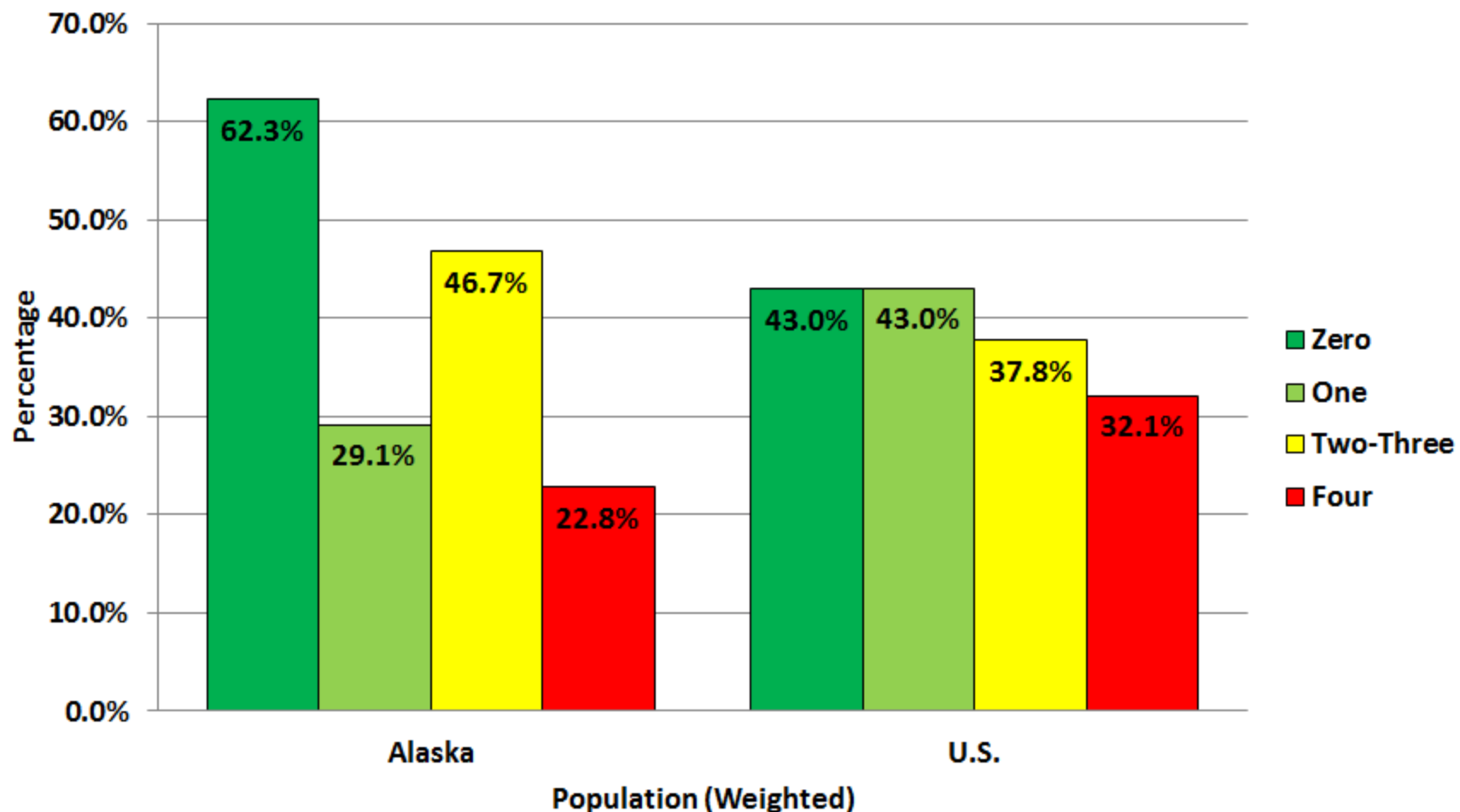
It is estimated that approximately 3,300 Alaskan children and youth in the previous year took medication for emotional, concentration or behavioral issues. About half (~1,600) have two or more ACEs.



***The comparison between Alaska and the U.S. does not necessarily indicate a statistically different level of outcome between the two populations but is displayed to show the similarity between the two samples.**

Source: Child and Adolescent Health Management Initiative (2012). "2011-2012 National Survey of Children's Health (2012), U.S. Department of Health and Human Services, Health Resources and Services Administration. Graphics and analysis done by the Alaska Mental Health Board and Advisory Board on Alcoholism and Drug Abuse Staff

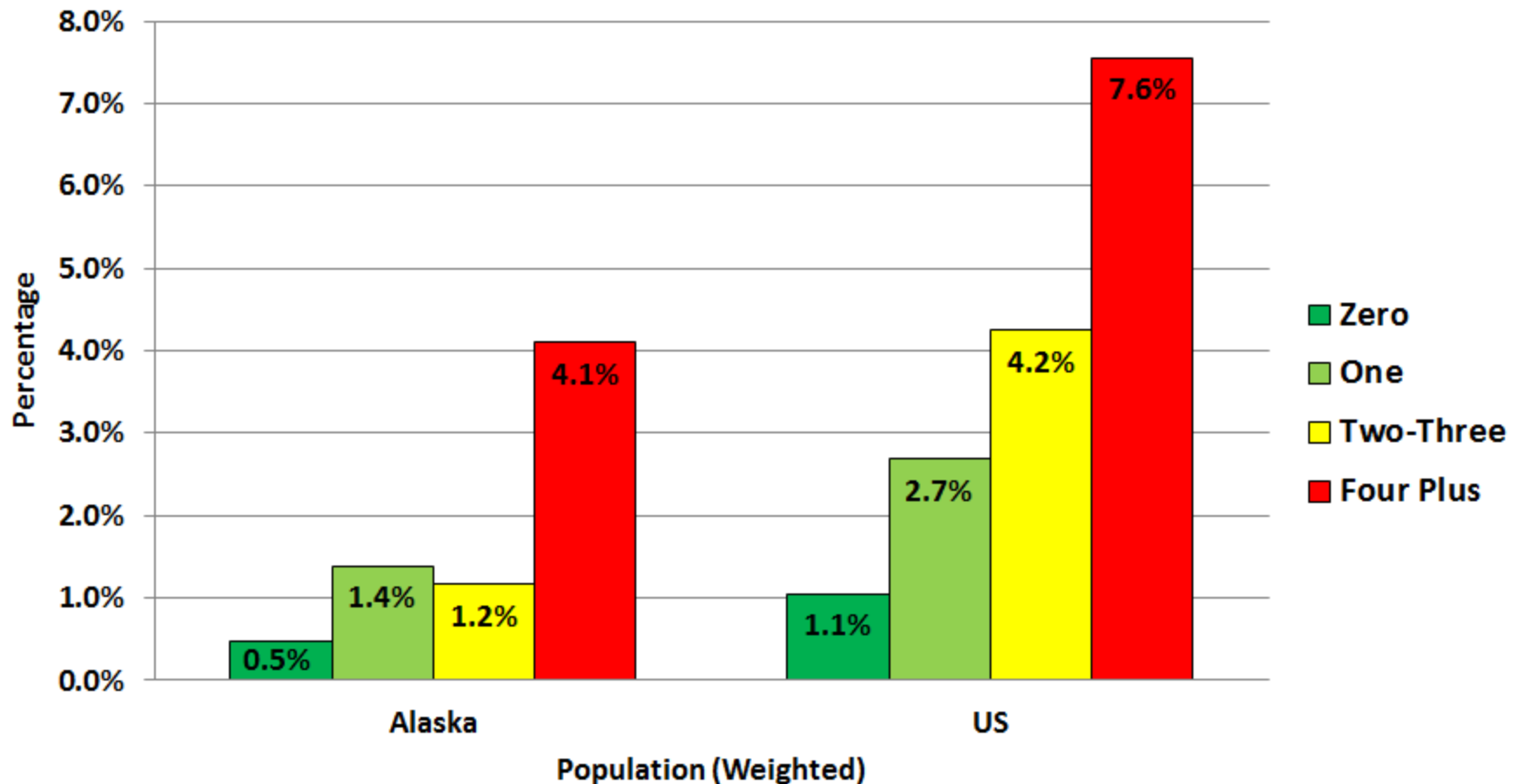
Percentage of Children and Youth who Needed But Did Not Receive Mental Health Treatment



*The comparison between Alaska and the U.S. does not necessarily indicate a statistically different level of outcome between the two populations but is displayed to show the similarity between the two samples.

Source: Child and Adolescent Health Management Initiative (2012). "2011-2012 National Survey of Children's Health (2012), U.S. Department of Health and Human Services, Health Resources and Services Administration. Graphics and analysis done by the Alaska Mental Health Board and Advisory Board on Alcoholism and Drug Abuse Staff

Percentage of Children and Youth Who are at Present Always or Usually Sad or Depressed by ACE Score




*The comparison between Alaska and the U.S. does not necessarily indicate a statistically different level of outcome between the two populations but is displayed to show the similarity between the two samples.

Source: Child and Adolescent Health Management Initiative (2012). "2011-2012 National Survey of Children's Health (2012), U.S. Department of Health and Human Services, Health Resources and Services Administration. Graphics and analysis done by the Alaska Mental Health Board and Advisory Board on Alcoholism and Drug Abuse Staff



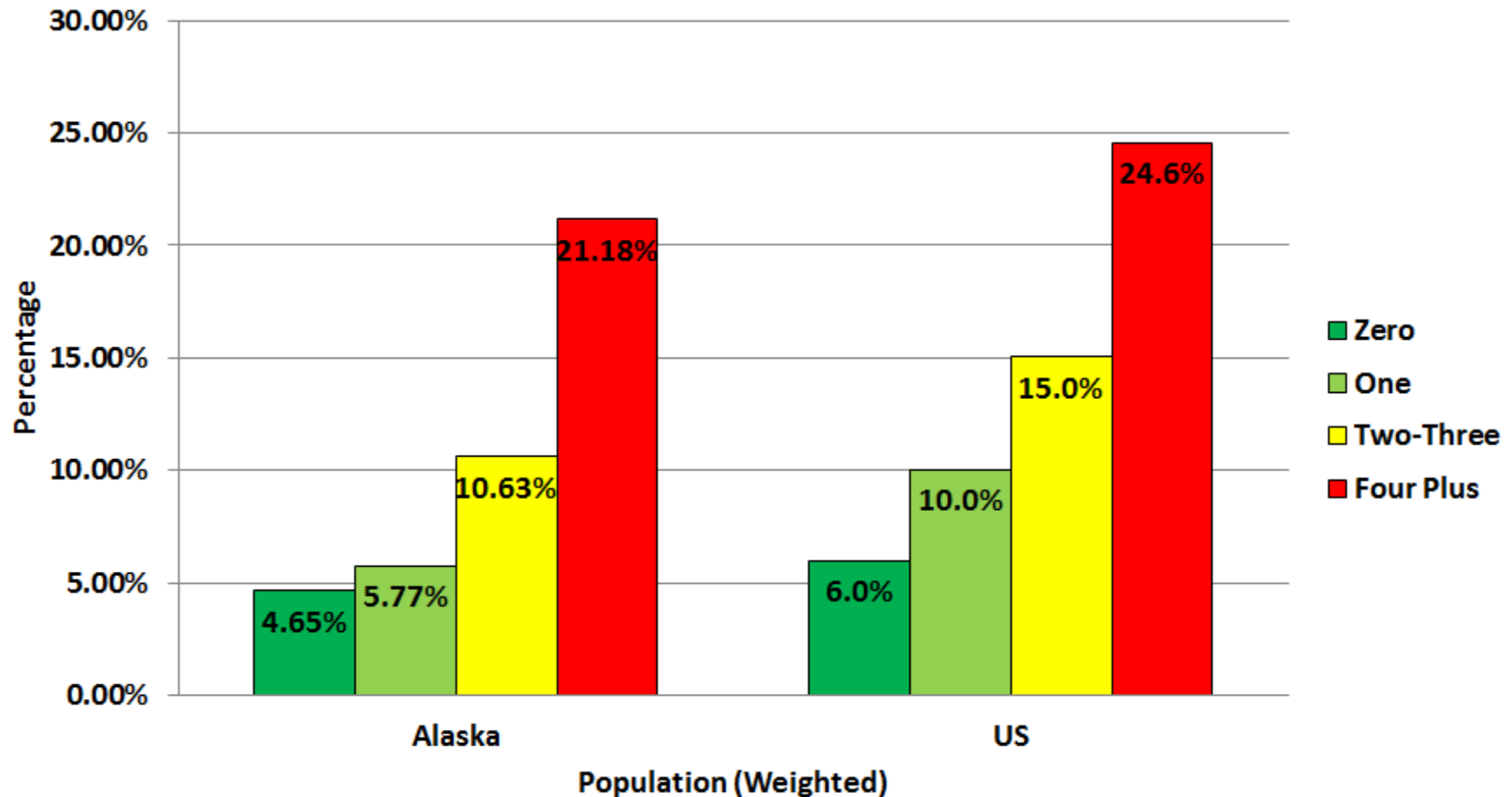
It is estimated that approximately 1,500 Alaskan children and youth are currently usually or always sad or depressed. More than half (~850) have two or more ACEs.



***The comparison between Alaska and the U.S. does not necessarily indicate a statistically different level of outcome between the two populations but is displayed to show the similarity between the two samples.**

Source: Child and Adolescent Health Management Initiative (2012). "2011-2012 National Survey of Children's Health (2012), U.S. Department of Health and Human Services, Health Resources and Services Administration. Graphics and analysis done by the Alaska Mental Health Board and Advisory Board on Alcoholism and Drug Abuse Staff

Percentage of Alaskan Children who Have Ever Been Diagnosed with ADHD or ADD by ACE Score

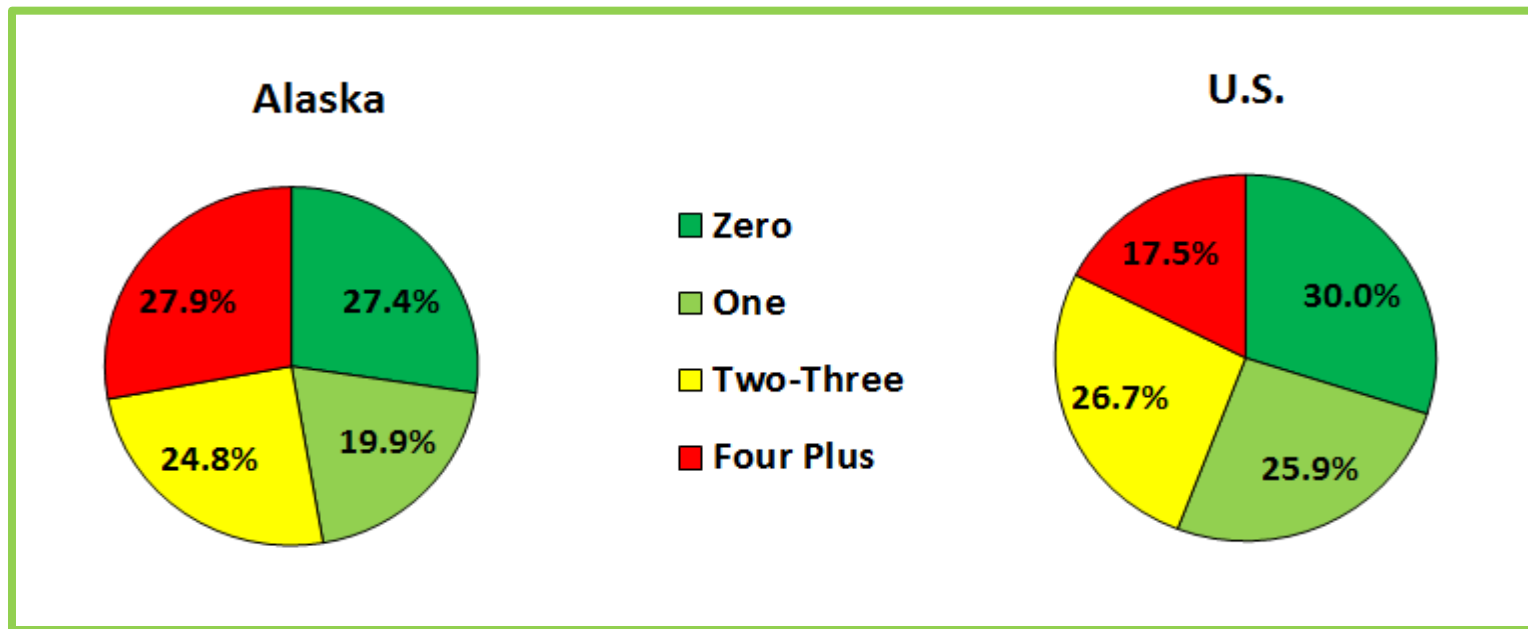


*The comparison between Alaska and the U.S. does not necessarily indicate a statistically different level of outcome between the two populations but is displayed to show the similarity between the two samples.

Source: Child and Adolescent Health Management Initiative (2012). "2011-2012 National Survey of Children's Health (2012), U.S. Department of Health and Human Services, Health Resources and Services Administration. Graphics and analysis done by the Alaska Mental Health Board and Advisory Board on Alcoholism and Drug Abuse Staff



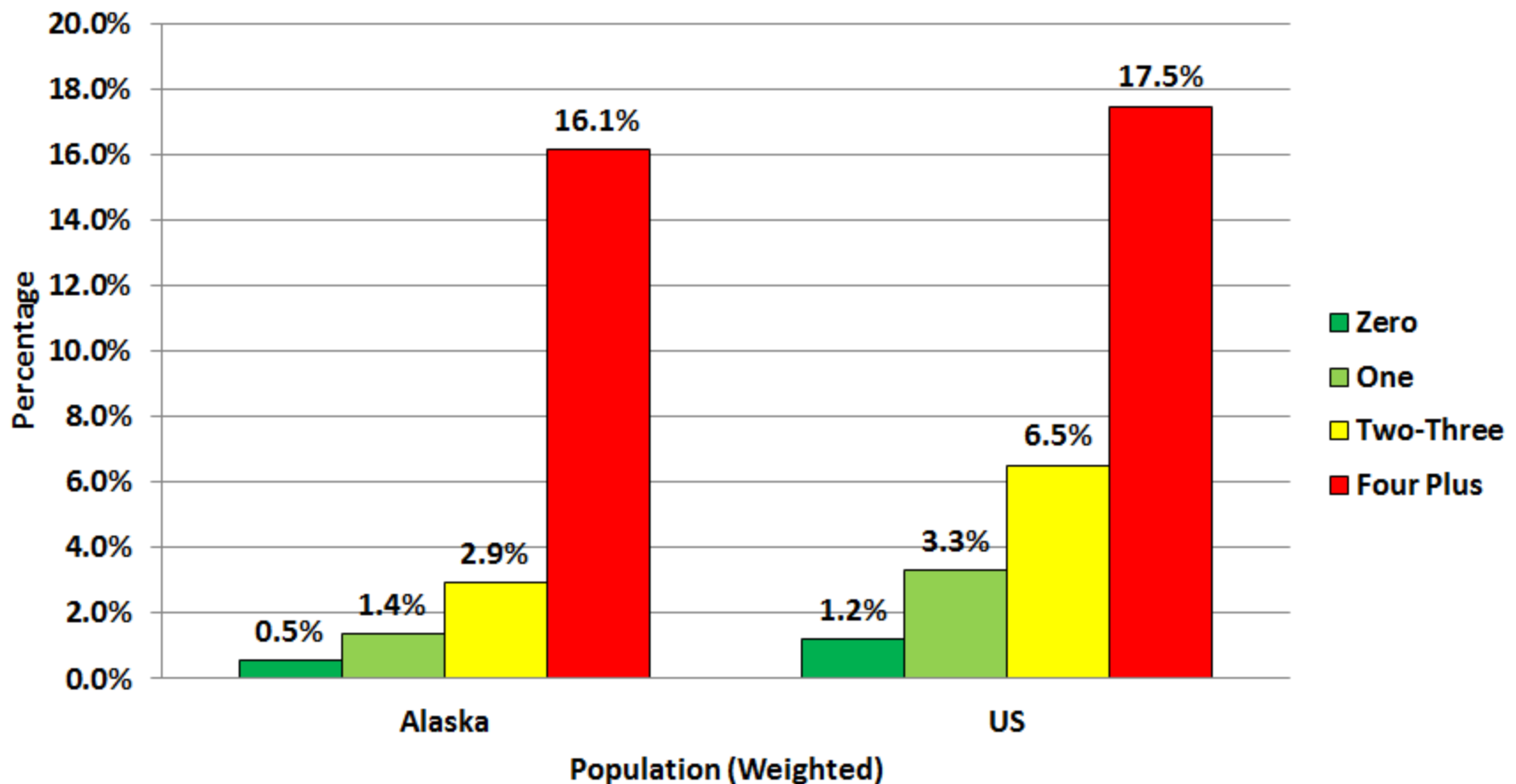
It is estimated that approximately 12,500 Alaskan children and youth have ever been diagnosed with ADD or ADHD. More than half (~6,600) have two or more ACEs.



***The comparison between Alaska and the U.S. does not necessarily indicate a statistically different level of outcome between the two populations but is displayed to show the similarity between the two samples.**

Source: Child and Adolescent Health Management Initiative (2012). "2011-2012 National Survey of Children's Health (2012), U.S. Department of Health and Human Services, Health Resources and Services Administration. Graphics and analysis done by the Alaska Mental Health Board and Advisory Board on Alcoholism and Drug Abuse Staff

Percentage of Alaskan Children who Have Ever Been Diagnosed with Depression by ACE Score

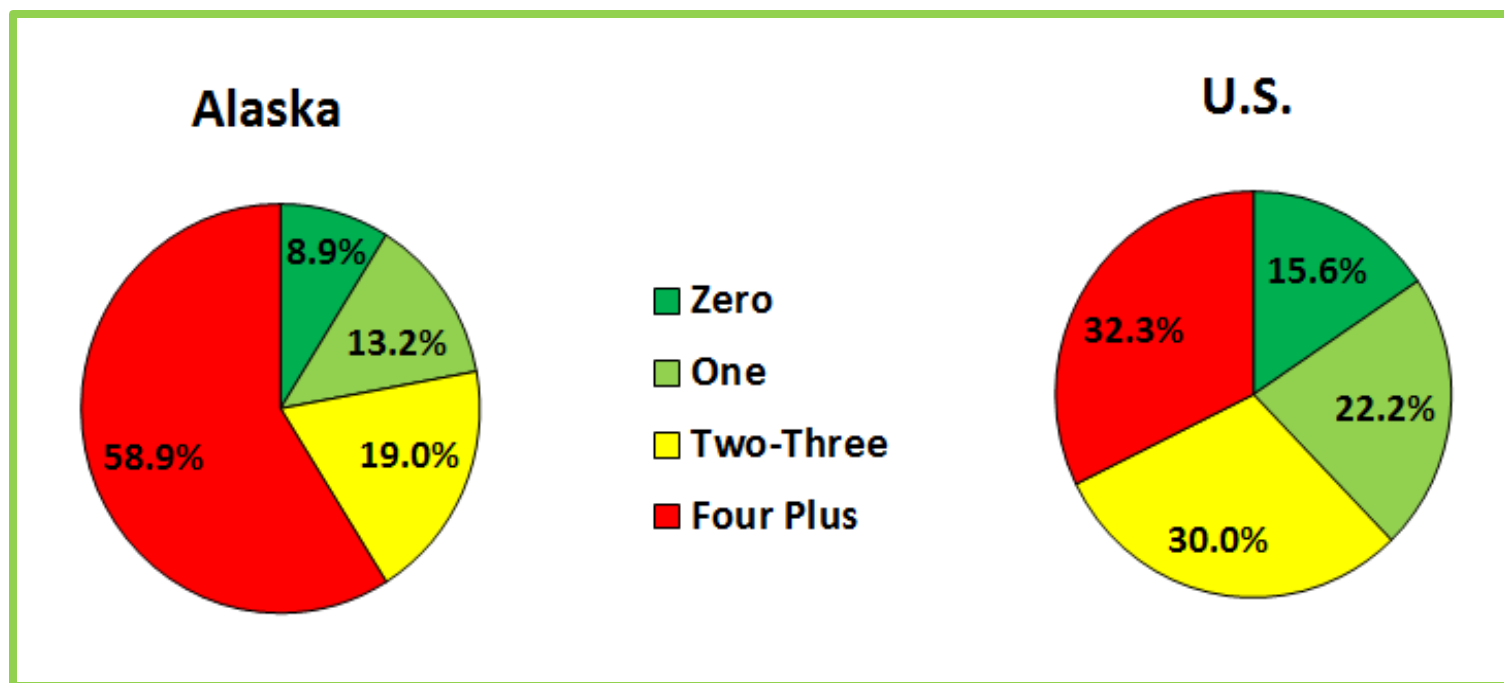


*The comparison between Alaska and the U.S. does not necessarily indicate a statistically different level of outcome between the two populations but is displayed to show the similarity between the two samples.

Source: Child and Adolescent Health Management Initiative (2012). "2011-2012 National Survey of Children's Health (2012), U.S. Department of Health and Human Services, Health Resources and Services Administration. Graphics and analysis done by the Alaska Mental Health Board and Advisory Board on Alcoholism and Drug Abuse Staff



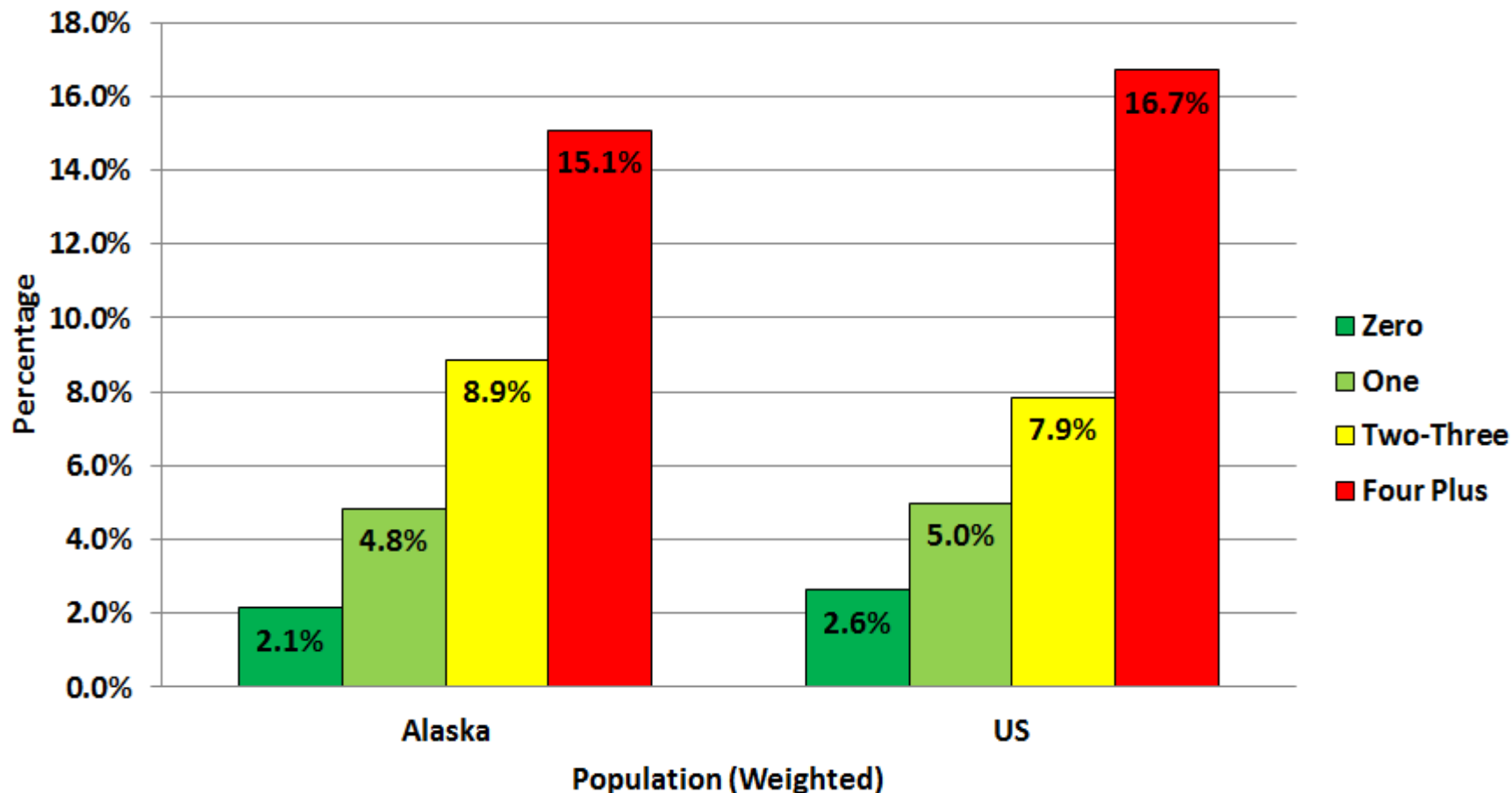
It is estimated that approximately 4,500 Alaskan children and youth have ever been diagnosed with Depression. More than half (~2,600) have four or more ACEs.



***The comparison between Alaska and the U.S. does not necessarily indicate a statistically different level of outcome between the two populations but is displayed to show the similarity between the two samples.**

Source: Child and Adolescent Health Management Initiative (2012). "2011-2012 National Survey of Children's Health (2012), U.S. Department of Health and Human Services, Health Resources and Services Administration. Graphics and analysis done by the Alaska Mental Health Board and Advisory Board on Alcoholism and Drug Abuse Staff

Percentage of Alaskan Children who Have Ever Been Diagnosed with Anxiety by ACE Score

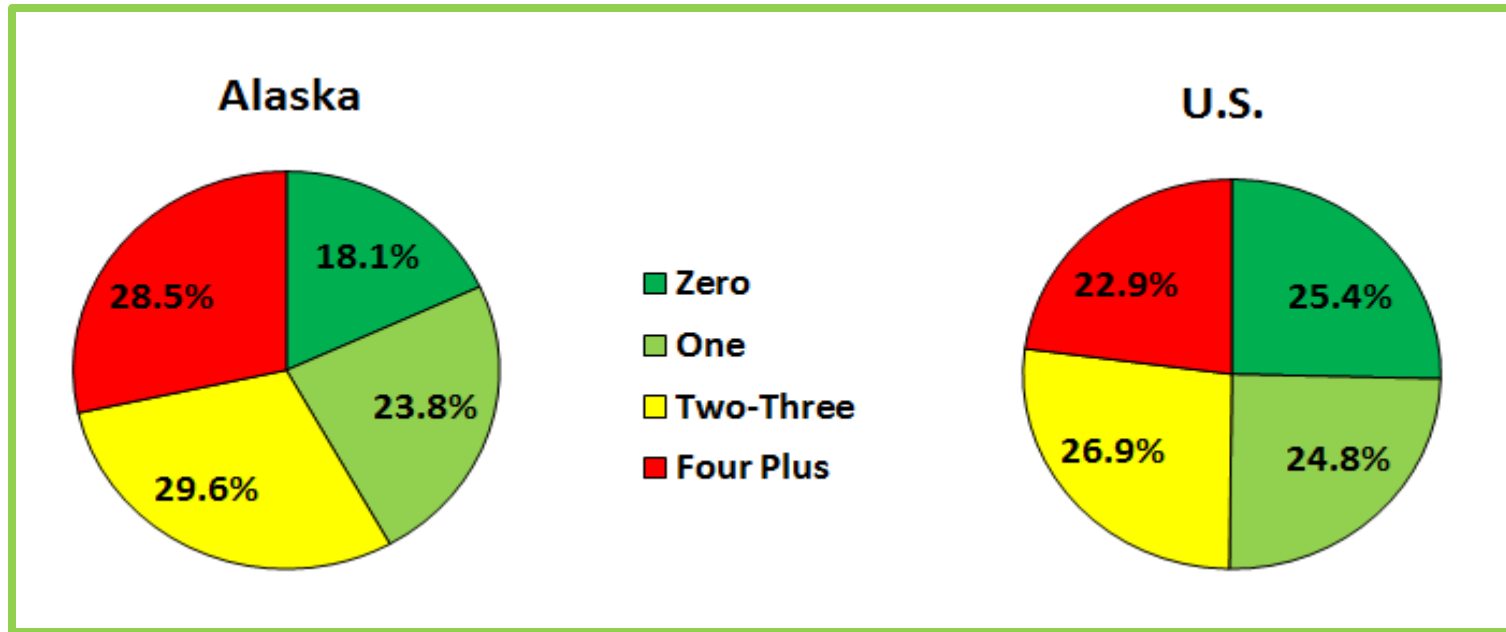


***The comparison between Alaska and the U.S. does not necessarily indicate a statistically different level of outcome between the two populations but is displayed to show the similarity between the two samples.**

Source: Child and Adolescent Health Management Initiative (2012). "2011-2012 National Survey of Children's Health (2012), U.S. Department of Health and Human Services, Health Resources and Services Administration. Graphics and analysis done by the Alaska Mental Health Board and Advisory Board on Alcoholism and Drug Abuse Staff



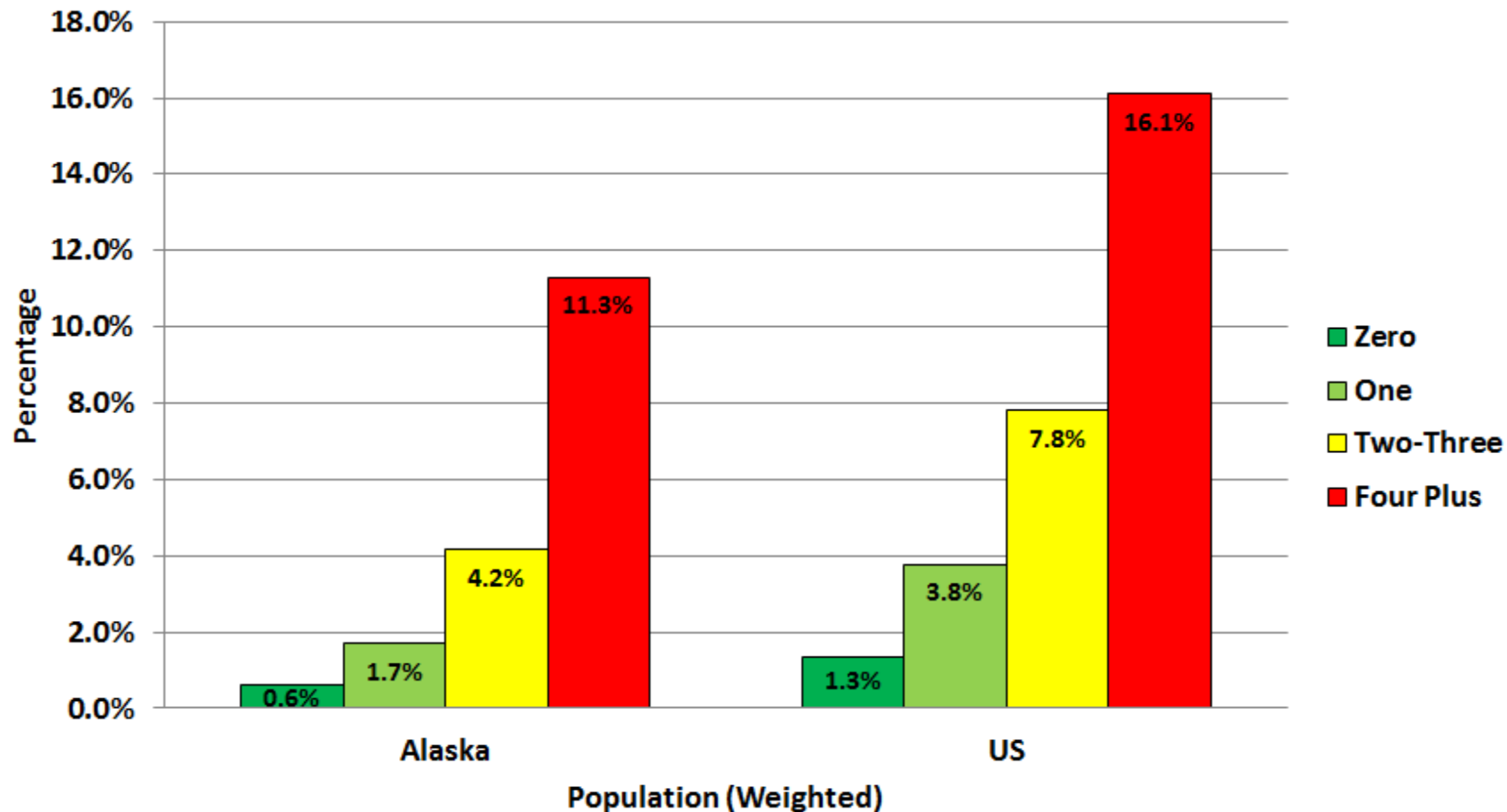
It is estimated that approximately 8,700 Alaskan children and youth have ever been diagnosed with Anxiety. More than half (~5,000) have two or more ACEs.



***The comparison between Alaska and the U.S. does not necessarily indicate a statistically different level of outcome between the two populations but is displayed to show the similarity between the two samples.**

Source: Child and Adolescent Health Management Initiative (2012). "2011-2012 National Survey of Children's Health (2012), U.S. Department of Health and Human Services, Health Resources and Services Administration. Graphics and analysis done by the Alaska Mental Health Board and Advisory Board on Alcoholism and Drug Abuse Staff

Percentage of Alaskan Children who Have Ever Been Diagnosed with a Behavioral Problem* by ACE Score

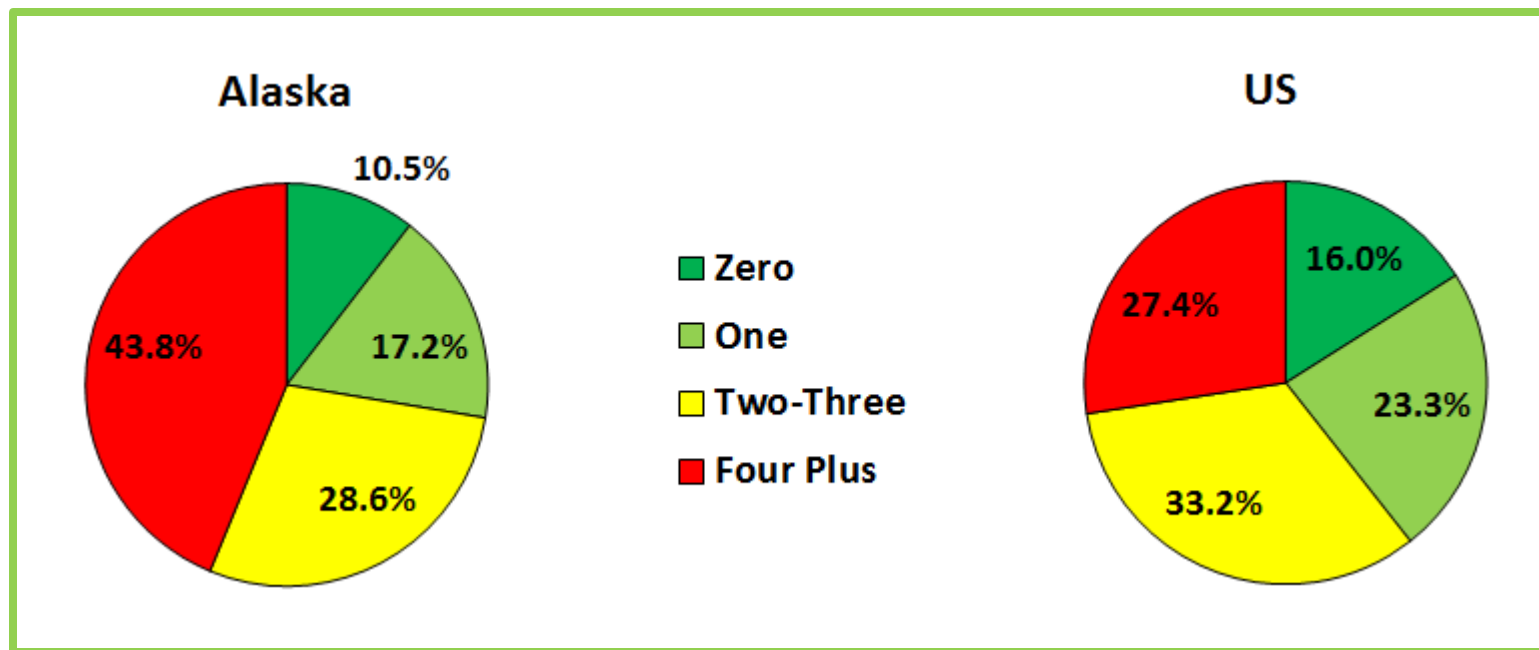


*Oppositional Defiant Disorder or Conduct Disorder. The comparison between Alaska and the U.S. does not necessarily indicate a statistically different level of outcome between the two populations but is displayed to show the similarity between the two samples.

Source: Child and Adolescent Health Management Initiative (2012). "2011-2012 National Survey of Children's Health (2012), U.S. Department of Health and Human Services, Health Resources and Services Administration. Graphics and analysis done by the Alaska Mental Health Board and Advisory Board on Alcoholism and Drug Abuse Staff



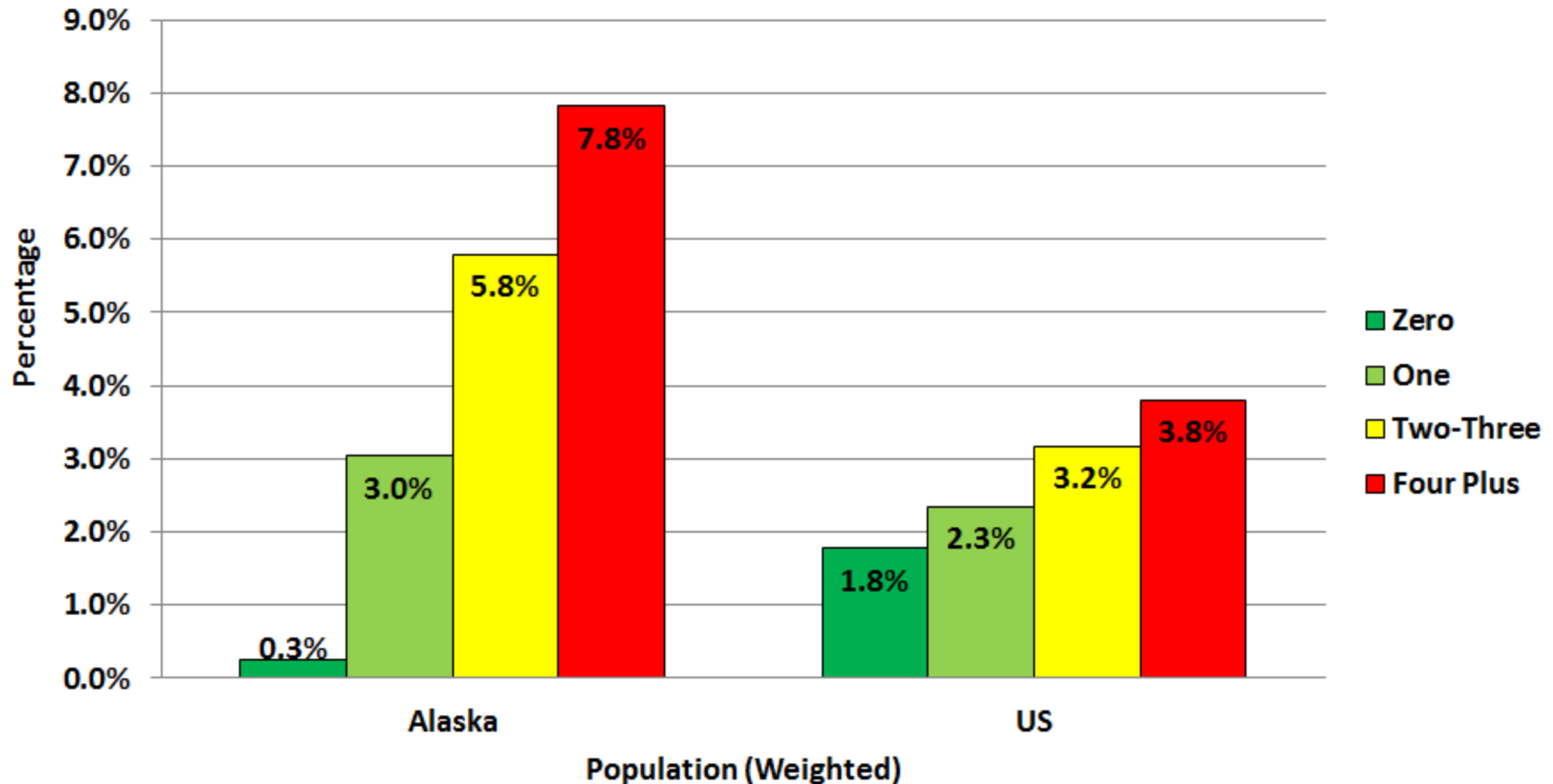
It is estimated that approximately 4,200 Alaskan children and youth have ever been diagnosed with a behavioral issue*. More than two thirds (~3,000) have two or more ACEs.



*Oppositional Defiant Disorder or Conduct Disorder. The comparison between Alaska and the U.S. does not necessarily indicate a statistically different level of outcome between the two populations but is displayed to show the similarity between the two samples.

Source: Child and Adolescent Health Management Initiative (2012). "2011-2012 National Survey of Children's Health (2012), U.S. Department of Health and Human Services, Health Resources and Services Administration. Graphics and analysis done by the Alaska Mental Health Board and Advisory Board on Alcoholism and Drug Abuse Staff

Percentage of Alaskan Children who Have Ever Been Diagnosed with an Autism Spectrum Disorder* by ACE Score

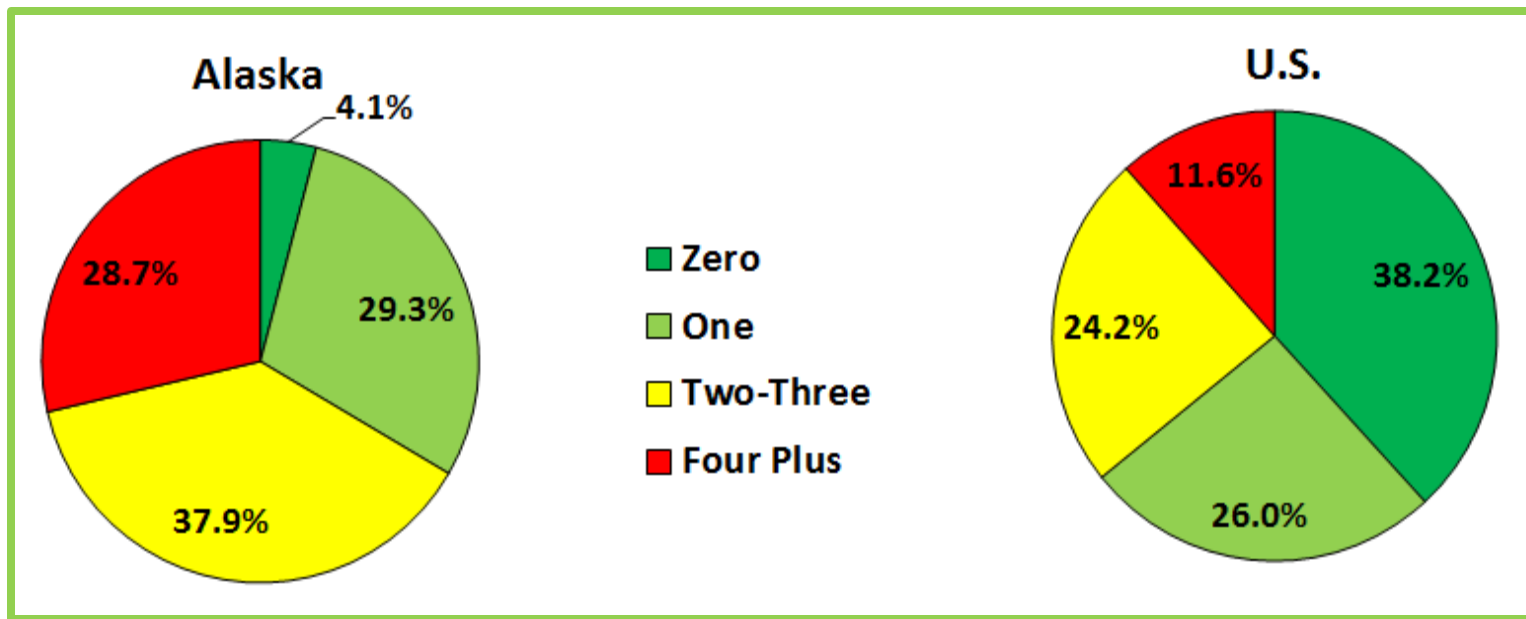


*Autism, Asperger's disorder, Pervasive Developmental Disorder, or other Autism Spectrum Disorder. The comparison between Alaska and the U.S. does not necessarily indicate a statistically different level of outcome between the two populations but is displayed to show the similarity between the two samples.

Source: Child and Adolescent Health Management Initiative (2012). "2011-2012 National Survey of Children's Health (2012), U.S. Department of Health and Human Services, Health Resources and Services Administration. Graphics and analysis done by the Alaska Mental Health Board and Advisory Board on Alcoholism and Drug Abuse Staff



It is estimated that approximately 4,400 Alaskan children and youth have ever been diagnosed with a Autism Spectrum Disorder*. About two thirds (~2,900) have two or more ACEs.



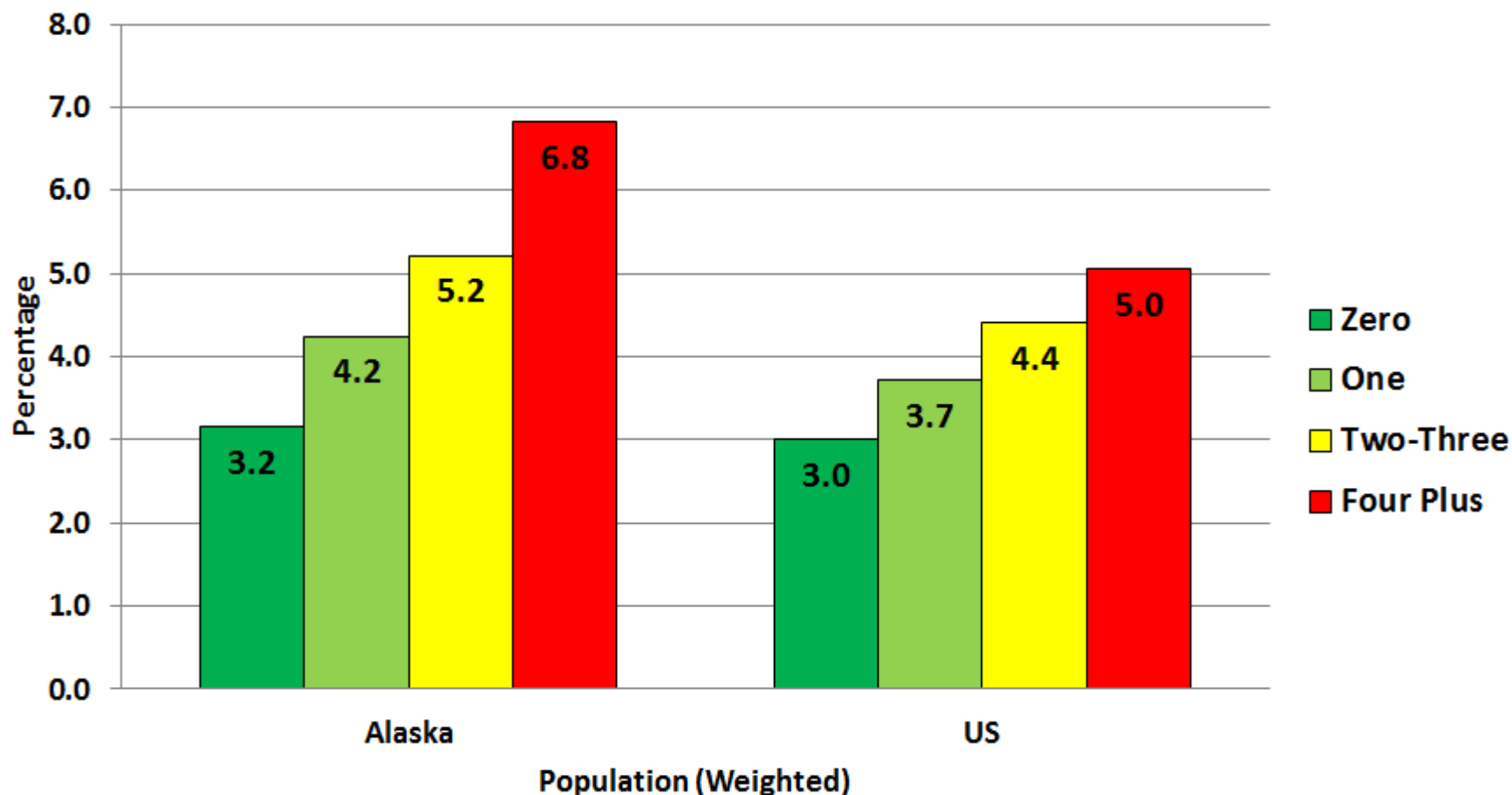
*Autism, Asperger's disorder, Pervasive Developmental Disorder, or other Autism Spectrum Disorder. The comparison between Alaska and the U.S. does not necessarily indicate a statistically different level of outcome between the two populations but is displayed to show the similarity between the two samples

Source: Child and Adolescent Health Management Initiative (2012). "2011-2012 National Survey of Children's Health (2012), U.S. Department of Health and Human Services, Health Resources and Services Administration. Graphics and analysis done by the Alaska Mental Health Board and Advisory Board on Alcoholism and Drug Abuse Staff

ADVERSE EXPERIENCES AND SCHOOL RELATED MEASURES



Average Number of School Days Missed in a Year by Alaskan Children and Youth by ACE Score

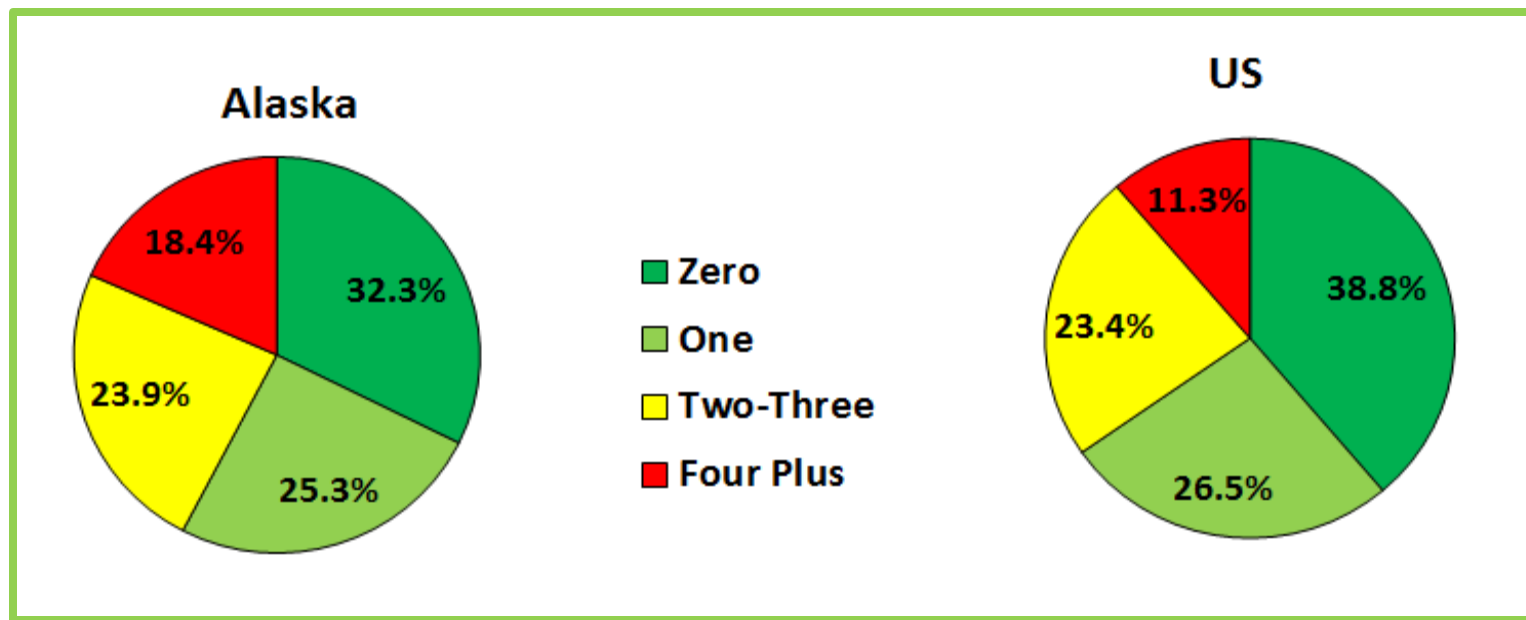


*The comparison between Alaska and the U.S. does not necessarily indicate a statistically different level of outcome between the two populations but is displayed to show the similarity between the two samples.

Source: Child and Adolescent Health Management Initiative (2012). "2011-2012 National Survey of Children's Health (2012), U.S. Department of Health and Human Services, Health Resources and Services Administration. Graphics and analysis done by the Alaska Mental Health Board and Advisory Board on Alcoholism and Drug Abuse Staff



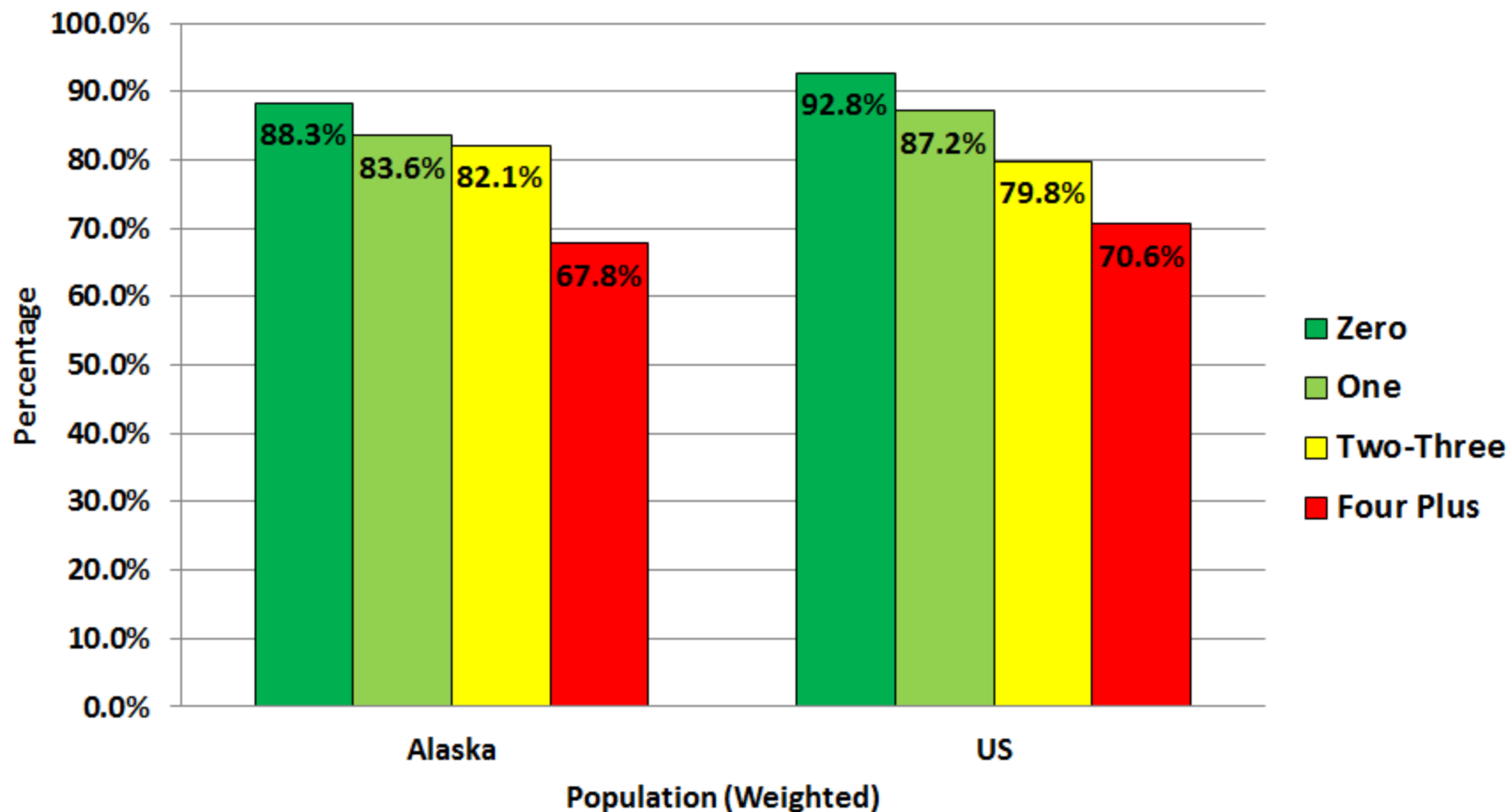
It is estimated that approximately 500,000 days of school were missed by Alaskan children and youth in one year. About 42% of those (~215,000) were missed by young Alaskans with two or more ACEs.



***The comparison between Alaska and the U.S. does not necessarily indicate a statistically different level of outcome between the two populations but is displayed to show the similarity between the two samples.**

Source: Child and Adolescent Health Management Initiative (2012). "2011-2012 National Survey of Children's Health (2012), U.S. Department of Health and Human Services, Health Resources and Services Administration. Graphics and analysis done by the Alaska Mental Health Board and Advisory Board on Alcoholism and Drug Abuse Staff

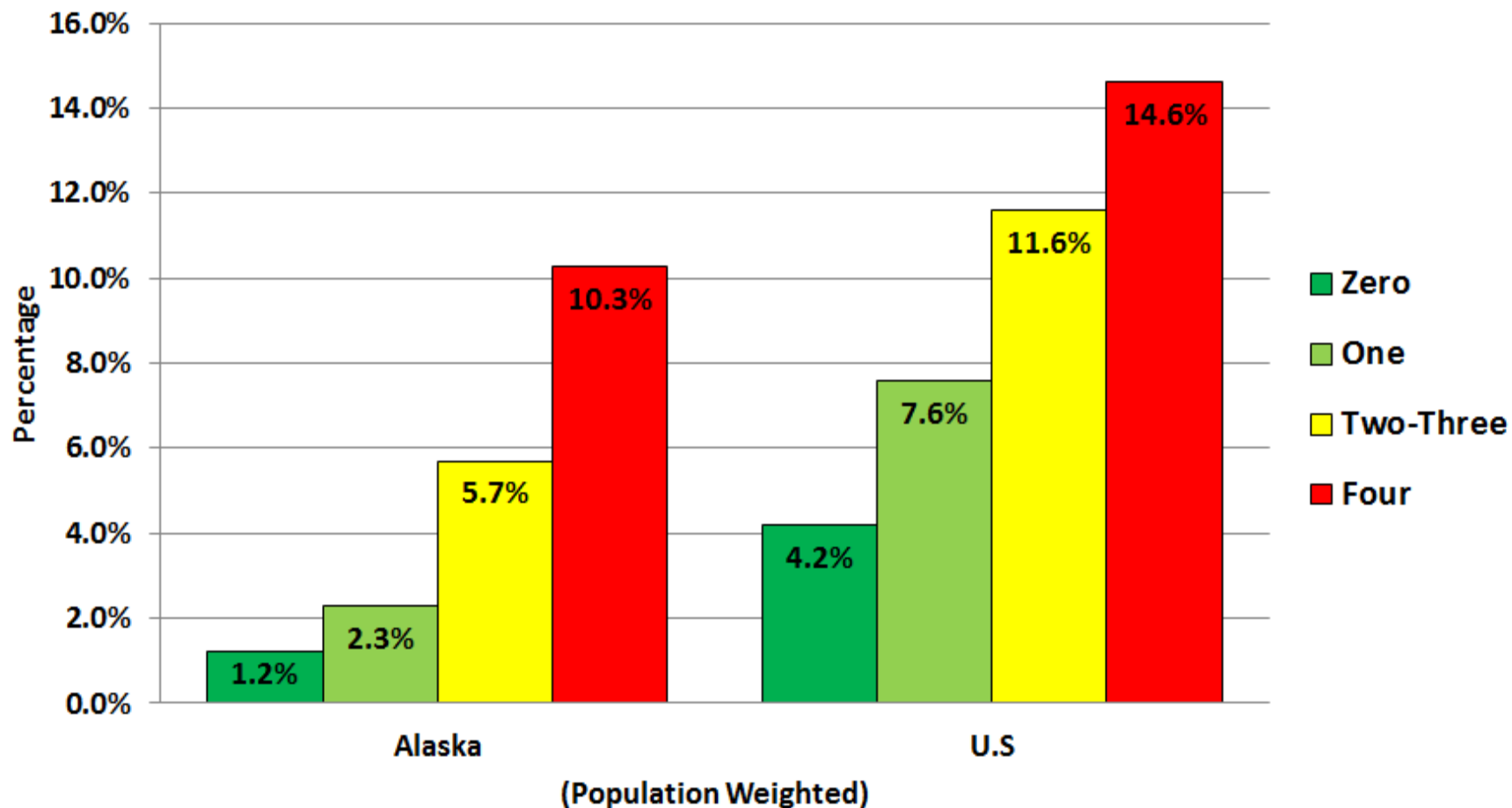
Percentage of Alaskan Children Who Usually or Always Do All Their Required Homework* by ACE Score



*The comparison between Alaska and the U.S. does not necessarily indicate a statistically different level of outcome between the two populations but is displayed to show the similarity between the two samples.

Source: Child and Adolescent Health Management Initiative (2012). "2011-2012 National Survey of Children's Health (2012), U.S. Department of Health and Human Services, Health Resources and Services Administration. Graphics and analysis done by the Alaska Mental Health Board and Advisory Board on Alcoholism and Drug Abuse Staff

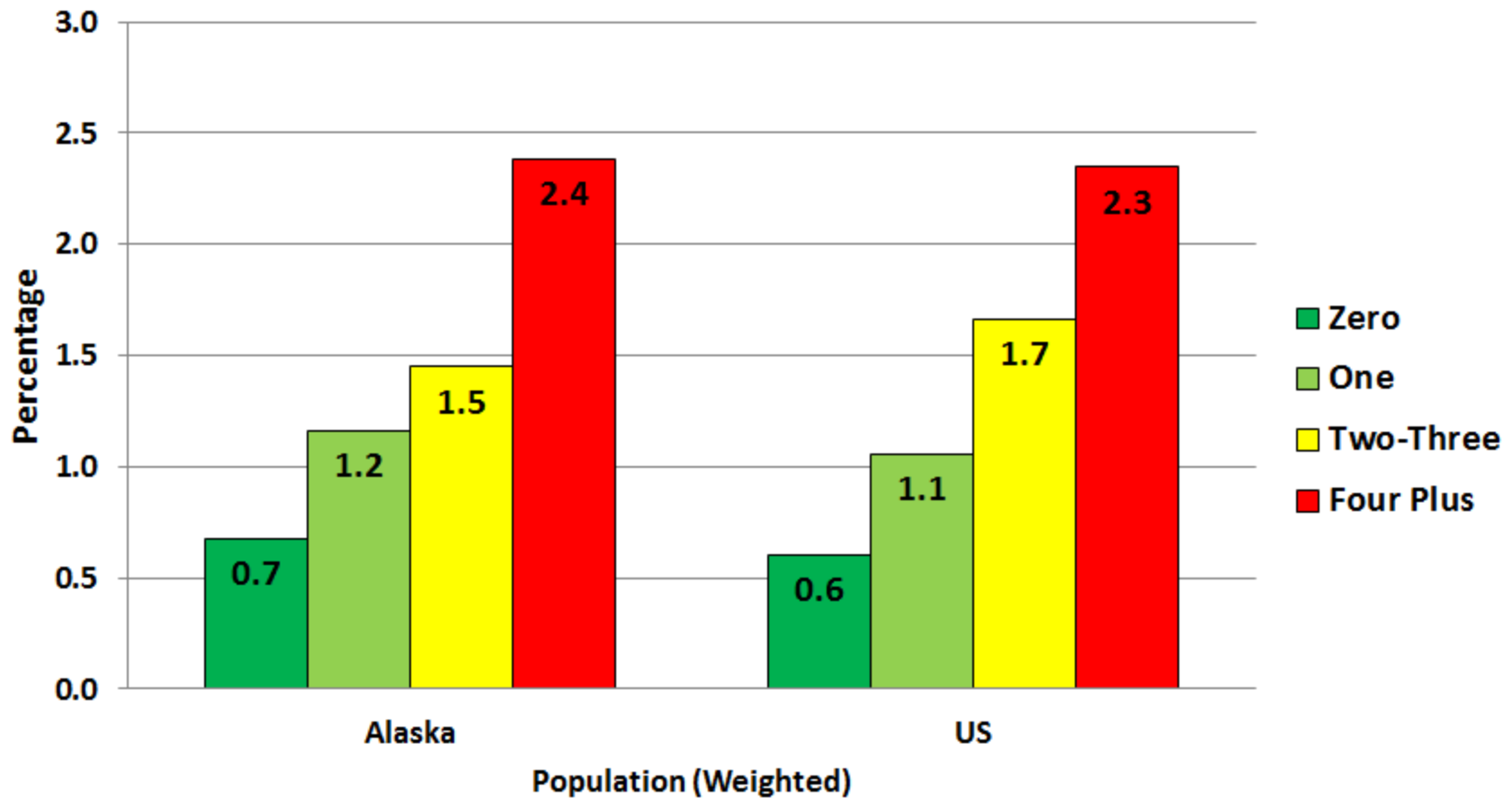
Percentage of Parents/Guardians Who Feel Their Children are Never or Sometimes Safe at School by the Child's ACE Score



*The comparison between Alaska and the U.S. does not necessarily indicate a statistically different level of outcome between the two populations but is displayed to show the similarity between the two samples.

Source: Child and Adolescent Health Management Initiative (2012). "2011-2012 National Survey of Children's Health (2012), U.S. Department of Health and Human Services, Health Resources and Services Administration. Graphics and analysis done by the Alaska Mental Health Board and Advisory Board on Alcoholism and Drug Abuse Staff

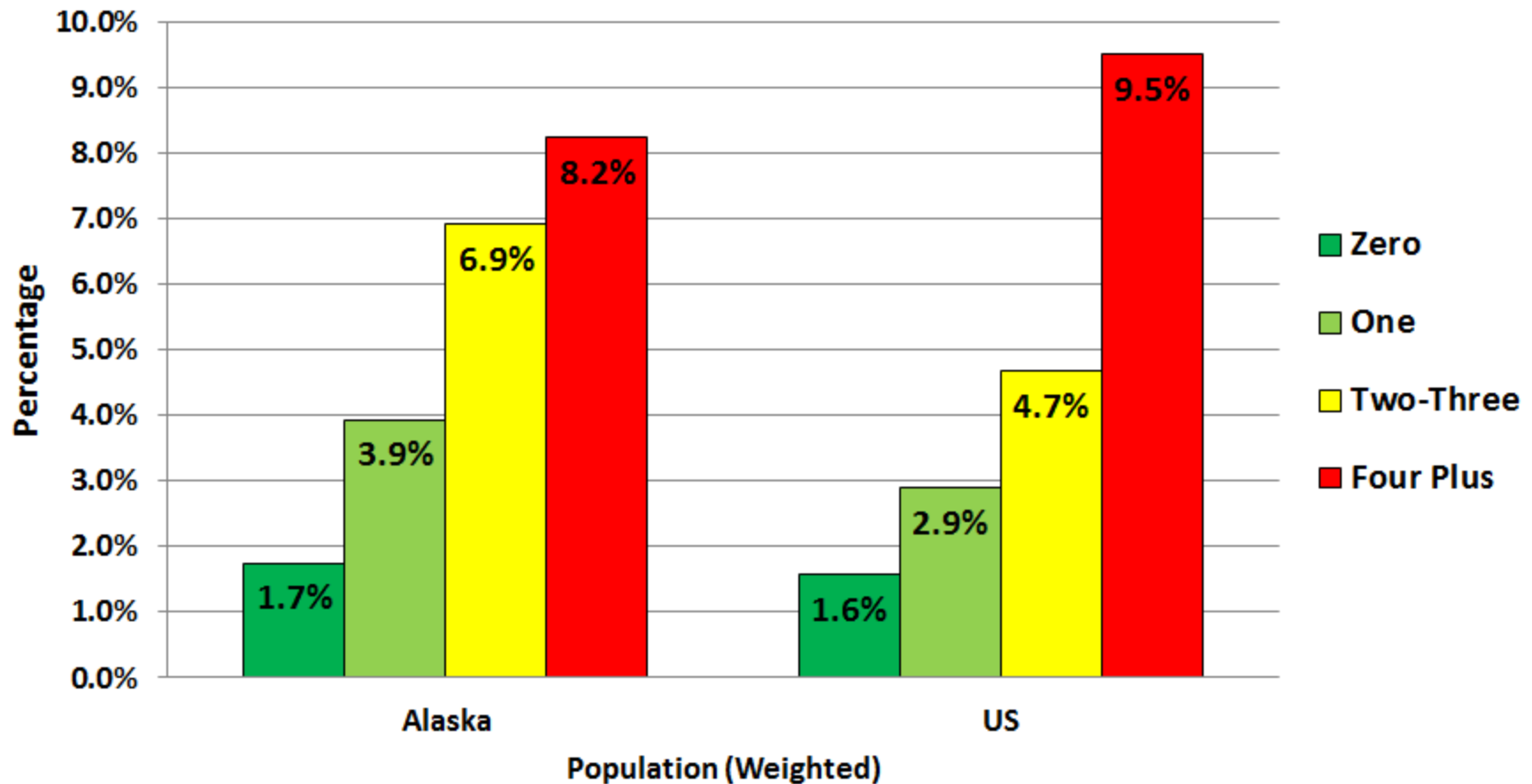
Average Number of Calls Home from the School for Behavior Problems in the Previous 12 Months by ACE Score



*The comparison between Alaska and the U.S. does not necessarily indicate a statistically different level of outcome between the two populations but is displayed to show the similarity between the two samples.

Source: Child and Adolescent Health Management Initiative (2012). "2011-2012 National Survey of Children's Health (2012), U.S. Department of Health and Human Services, Health Resources and Services Administration. Graphics and analysis done by the Alaska Mental Health Board and Advisory Board on Alcoholism and Drug Abuse Staff

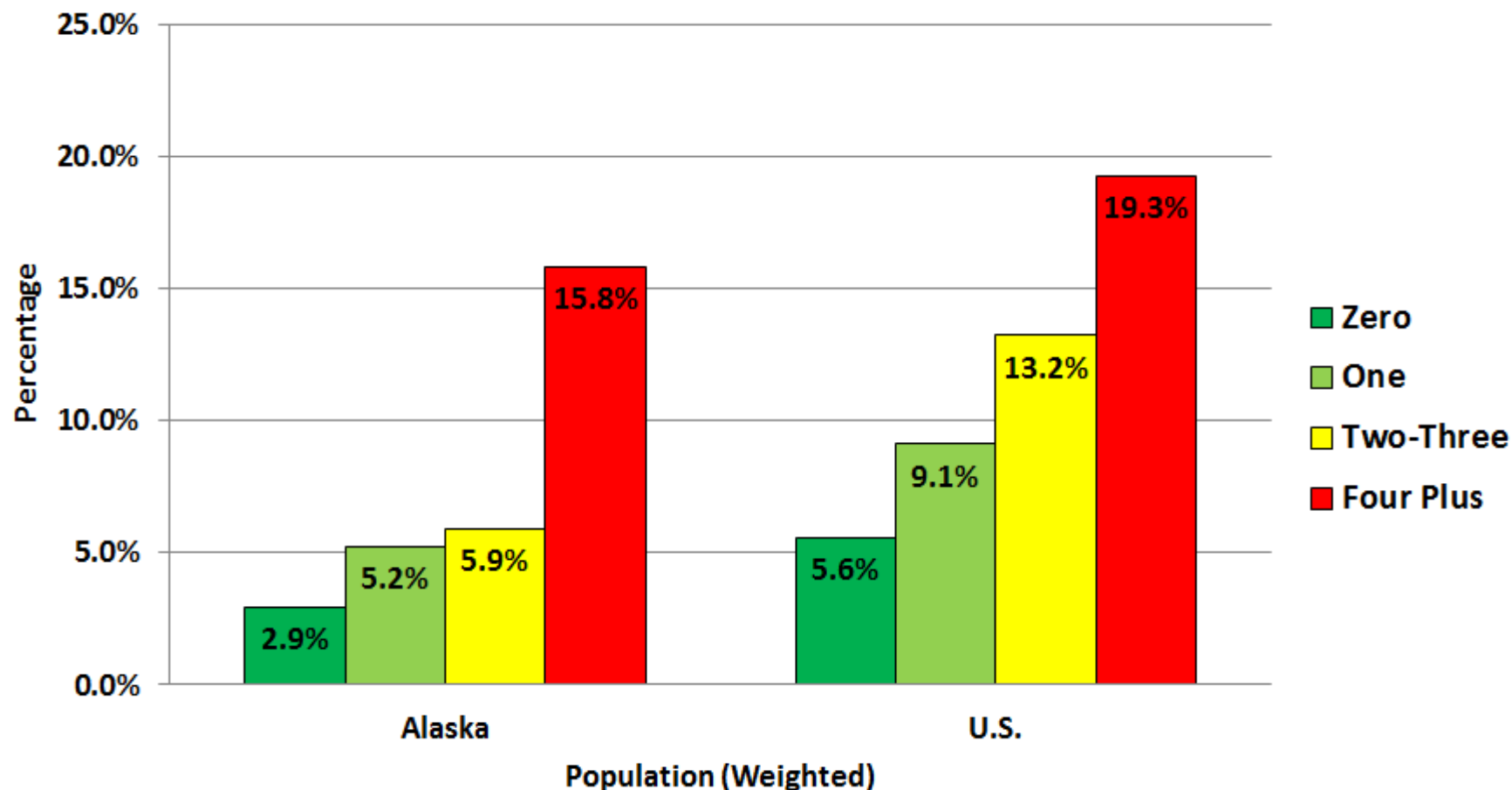
Percentage of Students who Never or Rarely Care About Doing Well in School by ACE Score



***The comparison between Alaska and the U.S. does not necessarily indicate a statistically different level of outcome between the two populations but is displayed to show the similarity between the two samples.**

Source: Child and Adolescent Health Management Initiative (2012). "2011-2012 National Survey of Children's Health (2012), U.S. Department of Health and Human Services, Health Resources and Services Administration. Graphics and analysis done by the Alaska Mental Health Board and Advisory Board on Alcoholism and Drug Abuse Staff

Percentage of Alaskan Children and Youth Who Ever Repeated a Grade by ACE Score

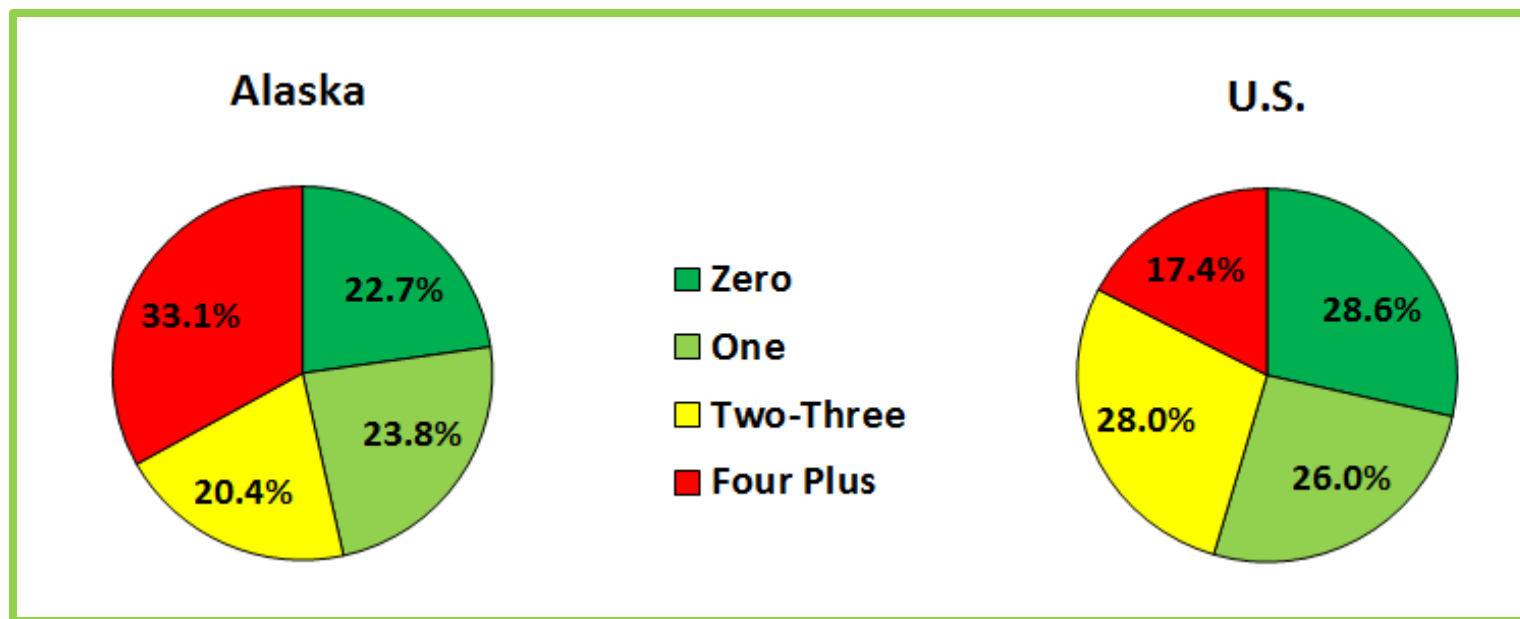


*The comparison between Alaska and the U.S. does not necessarily indicate a statistically different level of outcome between the two populations but is displayed to show the similarity between the two samples.

Source: Child and Adolescent Health Management Initiative (2012). "2011-2012 National Survey of Children's Health (2012), U.S. Department of Health and Human Services, Health Resources and Services Administration. Graphics and analysis done by the Alaska Mental Health Board and Advisory Board on Alcoholism and Drug Abuse Staff



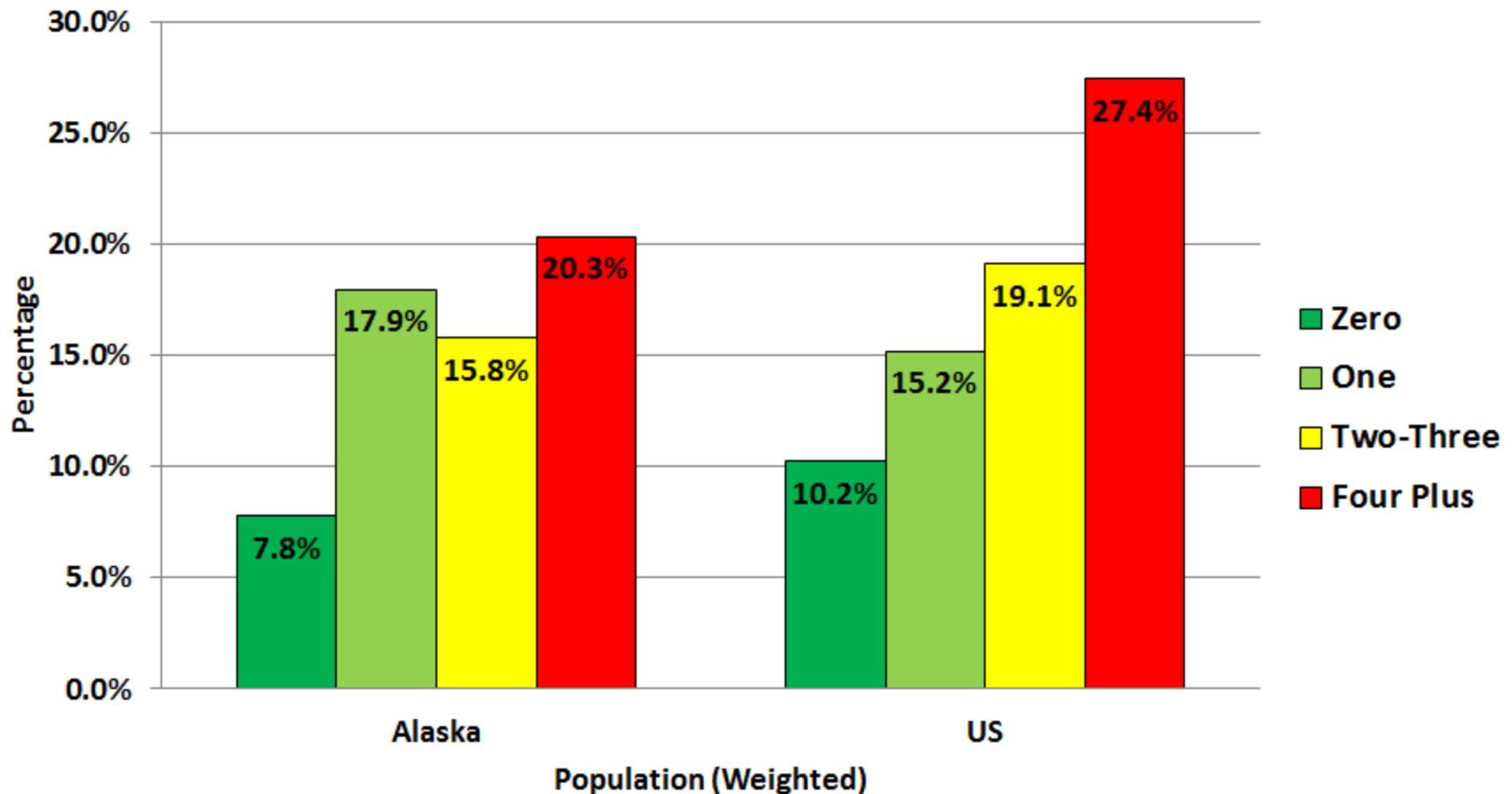
**Approximately 6,800 Alaskan Children and Youth have skipped a grade in school.
Of those more than half (~3,600) have two or more ACEs**



***The comparison between Alaska and the U.S. does not necessarily indicate a statistically different level of outcome between the two populations but is displayed to show the similarity between the two samples.**

Source: Child and Adolescent Health Management Initiative (2012). "2011-2012 National Survey of Children's Health (2012), U.S. Department of Health and Human Services, Health Resources and Services Administration. Graphics and analysis done by the Alaska Mental Health Board and Advisory Board on Alcoholism and Drug Abuse Staff

Percentage of Children and Youth who Sometimes, Usually or Always Bully Others by ACE Score

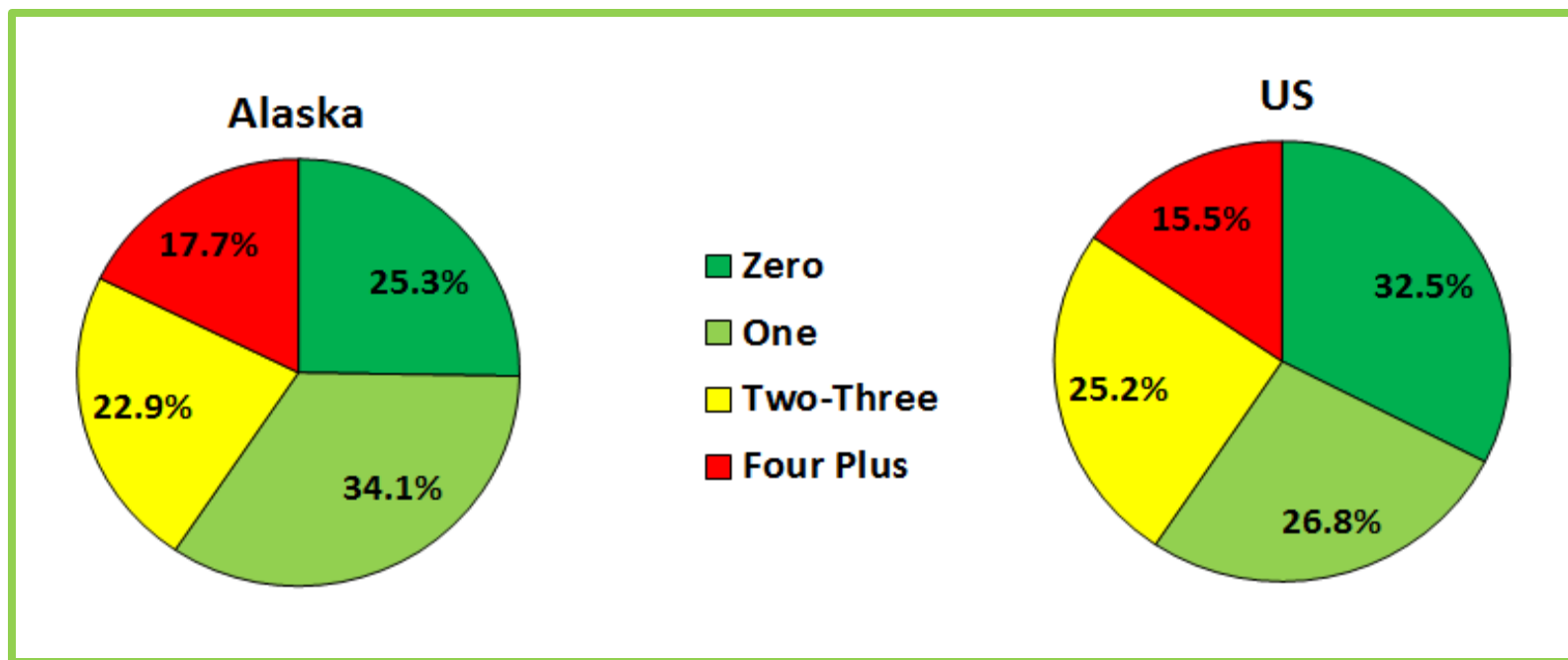


*The comparison between Alaska and the U.S. does not necessarily indicate a statistically different level of outcome between the two populations but is displayed to show the similarity between the two samples.

Source: Child and Adolescent Health Management Initiative (2012). "2011-2012 National Survey of Children's Health (2012), U.S. Department of Health and Human Services, Health Resources and Services Administration. Graphics and analysis done by the Alaska Mental Health Board and Advisory Board on Alcoholism and Drug Abuse Staff



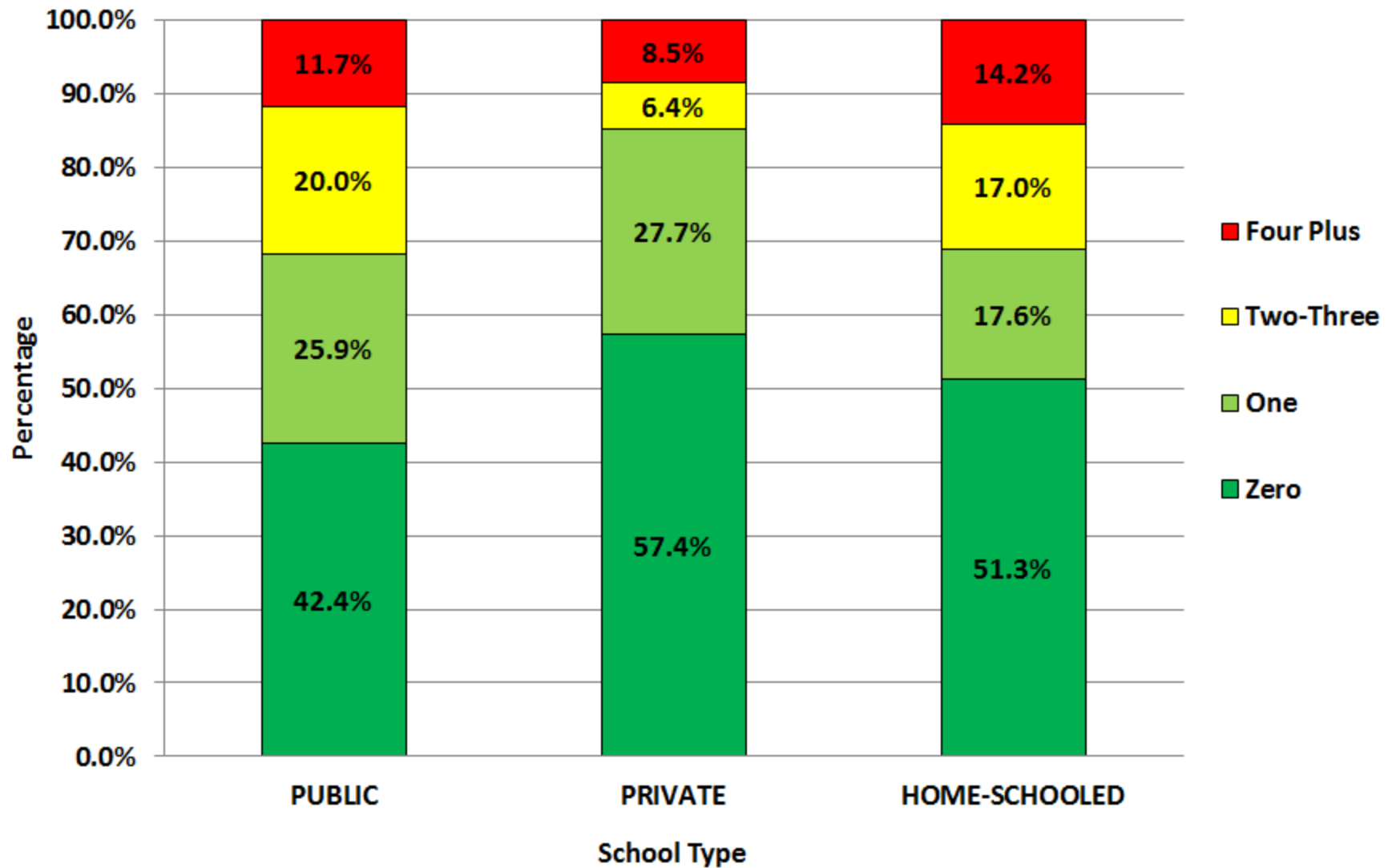
It is estimated that approximately 16,300 Alaskan children and youth sometimes, usually or always bully or are cruel to others. More than 40% (~6,600) have experienced two or more ACEs.



***The comparison between Alaska and the U.S. does not necessarily indicate a statistically different level of outcome between the two populations but is displayed to show the similarity between the two samples.**

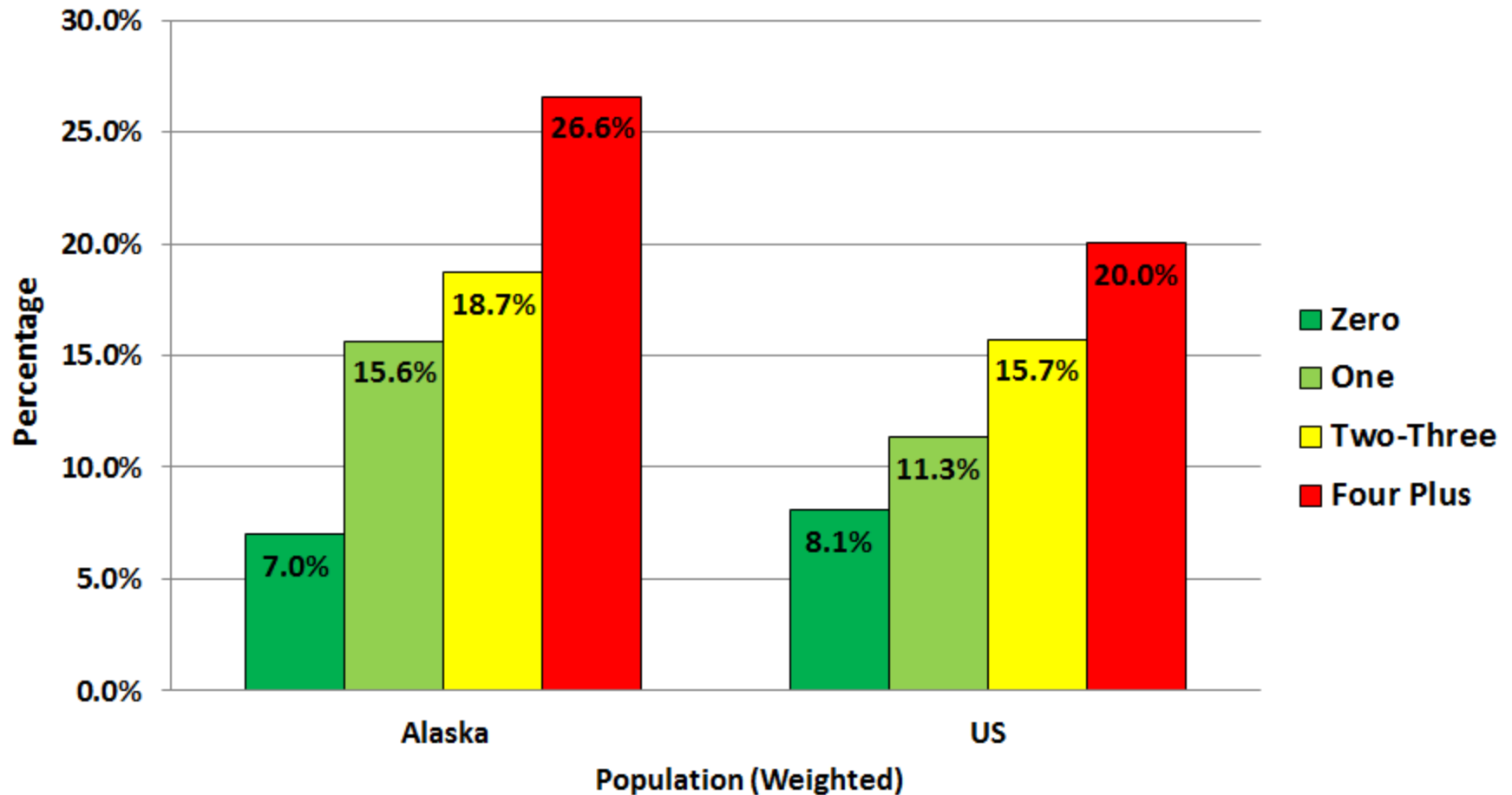
Source: Child and Adolescent Health Management Initiative (2012). "2011-2012 National Survey of Children's Health (2012), U.S. Department of Health and Human Services, Health Resources and Services Administration. Graphics and analysis done by the Alaska Mental Health Board and Advisory Board on Alcoholism and Drug Abuse Staff

ACE Scores of Alaskan Students by Type of School Attended



Source: Child and Adolescent Health Management Initiative (2012). "2011-2012 National Survey of Children's Health (2012), U.S. Department of Health and Human Services, Health Resources and Services Administration. Graphics and analysis done by the Alaska Mental Health Board and Advisory Board on Alcoholism and Drug Abuse Staff

Percentage of Alaskan Children who Have An Individual Education Program* by ACE Score

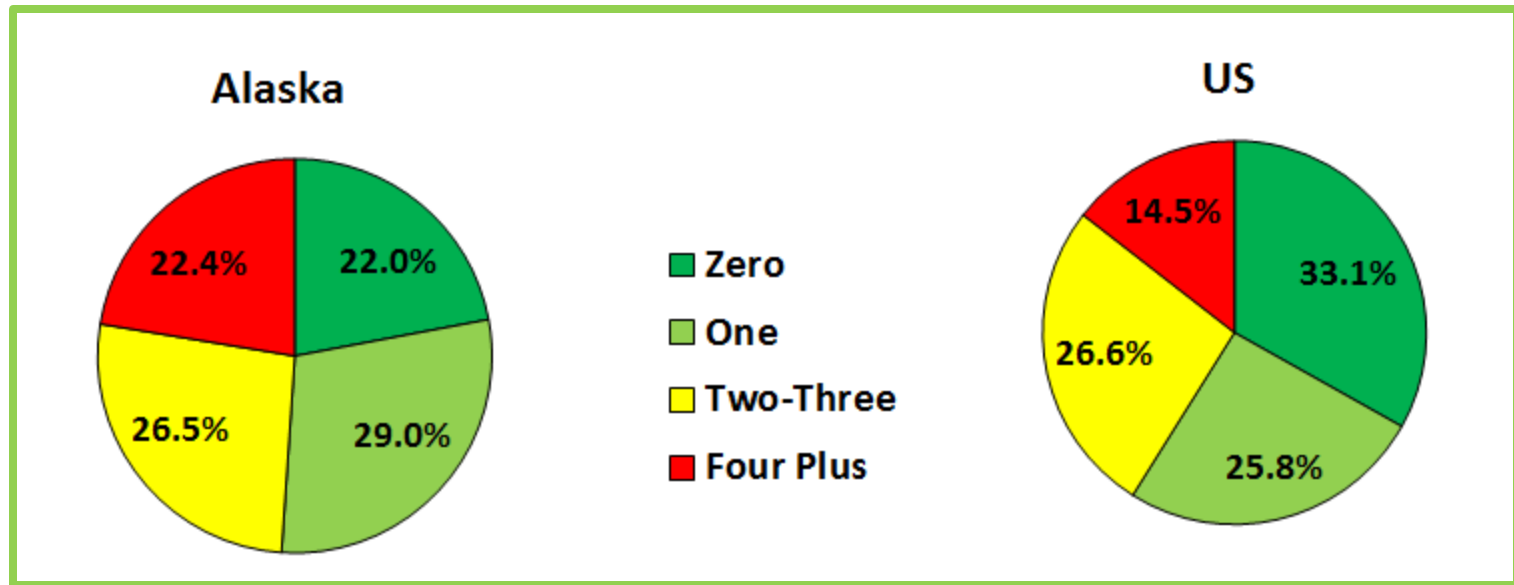


*The comparison between Alaska and the U.S. does not necessarily indicate a statistically different level of outcome between the two populations but is displayed to show the similarity between the two samples.

Source: Child and Adolescent Health Management Initiative (2012). "2011-2012 National Survey of Children's Health (2012), U.S. Department of Health and Human Services, Health Resources and Services Administration. Graphics and analysis done by the Alaska Mental Health Board and Advisory Board on Alcoholism and Drug Abuse Staff



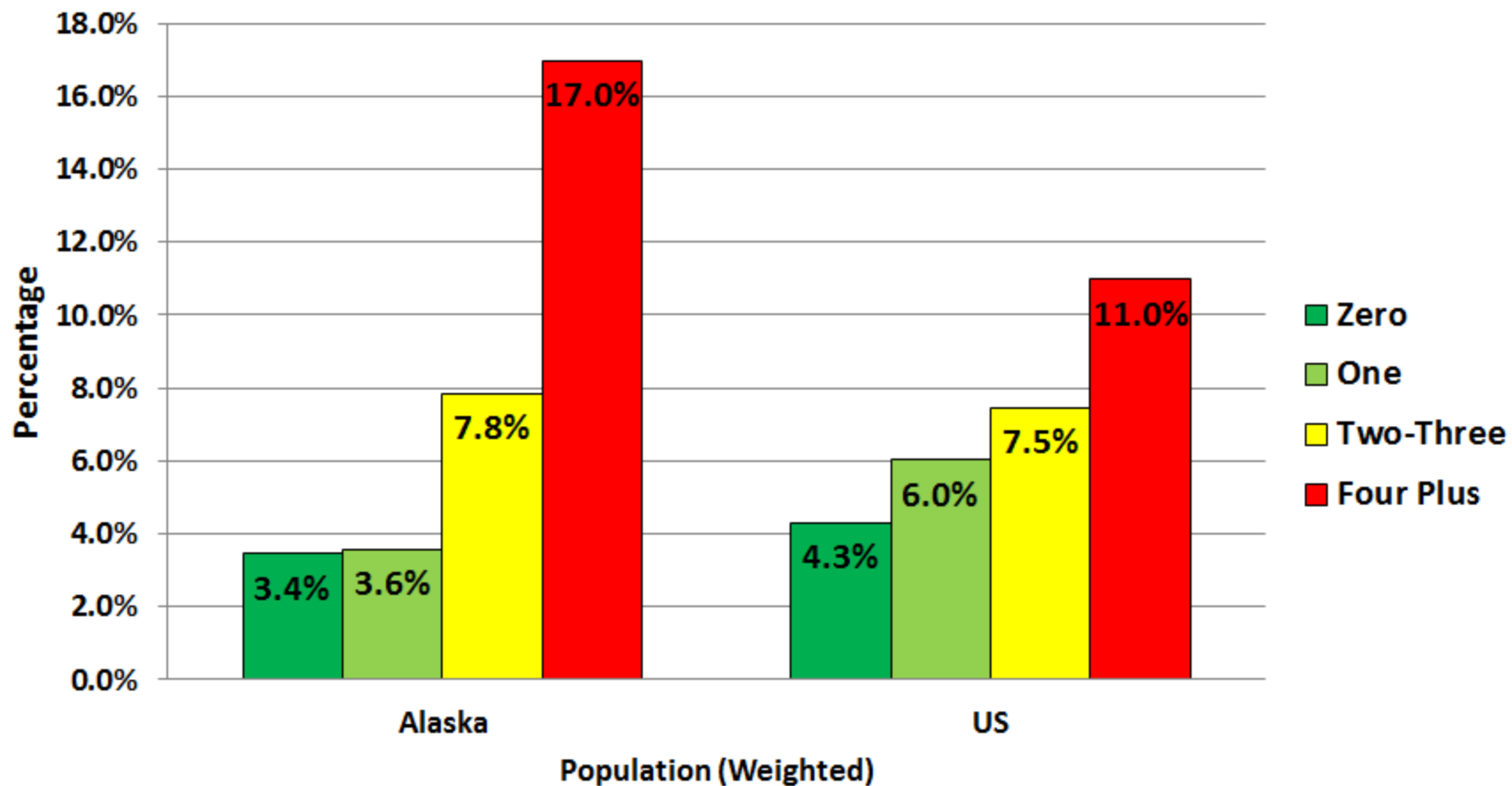
It is estimated that approximately 16,700 Alaskan children and youth have an Individual Educational Program Plan*. Just under one half (~8,200) have two or more ACEs.



***The comparison between Alaska and the U.S. does not necessarily indicate a statistically different level of outcome between the two populations but is displayed to show the similarity between the two samples.**

Source: Child and Adolescent Health Management Initiative (2012). "2011-2012 National Survey of Children's Health (2012), U.S. Department of Health and Human Services, Health Resources and Services Administration. Graphics and analysis done by the Alaska Mental Health Board and Advisory Board on Alcoholism and Drug Abuse Staff

Percentage of Alaskan Children who Have Ever Been Diagnosed with a Developmental Delay* by ACE Score

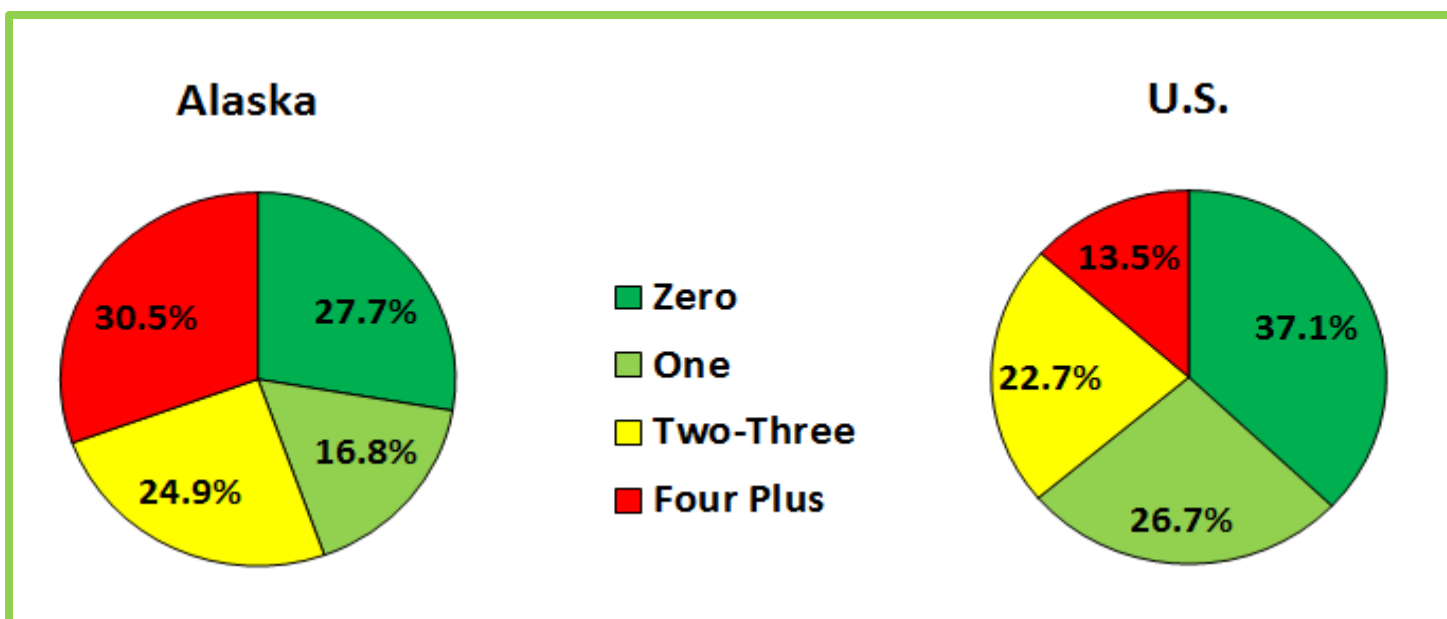


*The comparison between Alaska and the U.S. does not necessarily indicate a statistically different level of outcome between the two populations but is displayed to show the similarity between the two samples.

Source: Child and Adolescent Health Management Initiative (2012). "2011-2012 National Survey of Children's Health (2012), U.S. Department of Health and Human Services, Health Resources and Services Administration. Graphics and analysis done by the Alaska Mental Health Board and Advisory Board on Alcoholism and Drug Abuse Staff



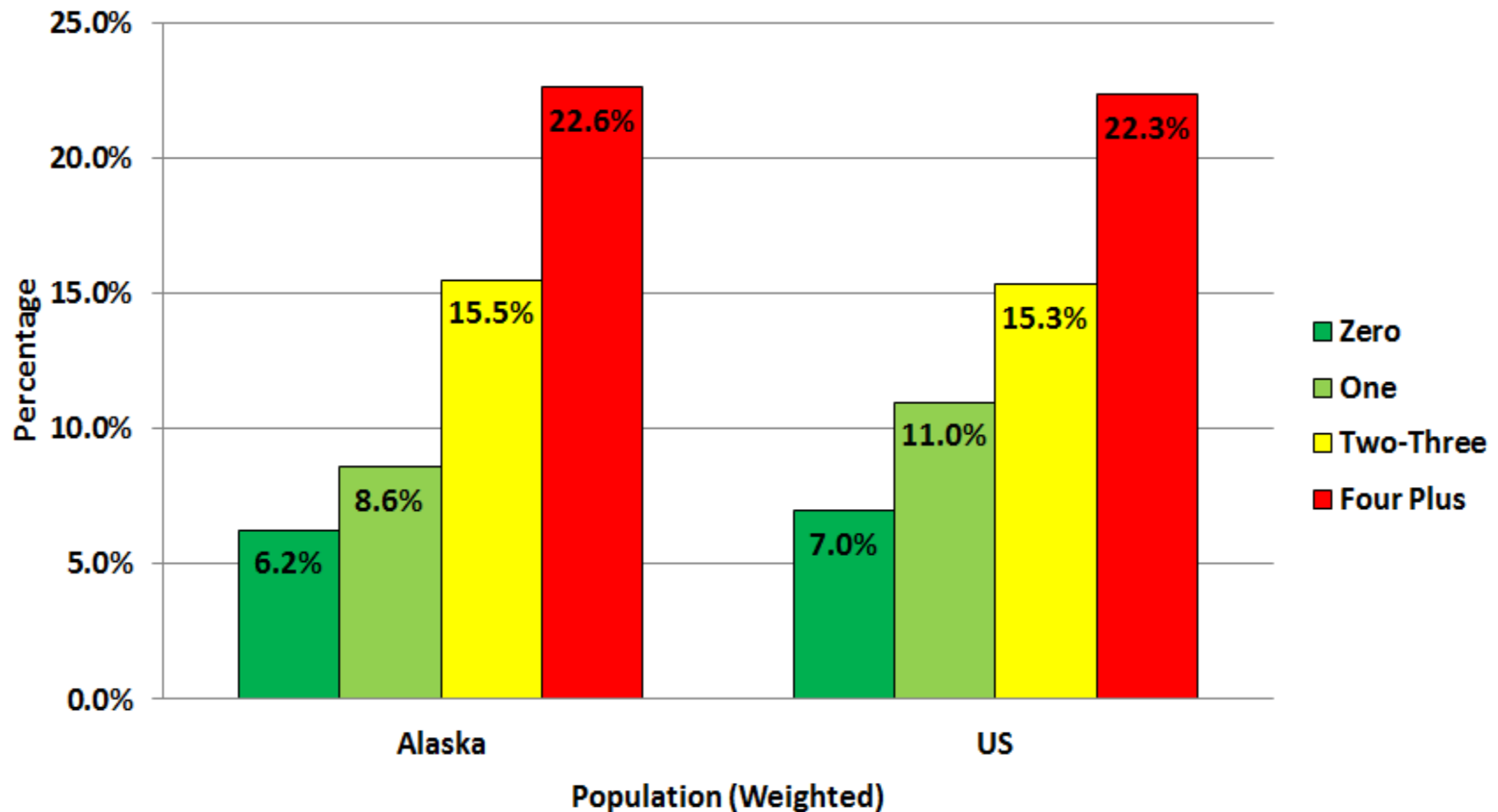
It is estimated that approximately 9,100 Alaskan children and youth have ever been diagnosed with a Developmental Delay*. More than half (~5,100) have two or more ACEs.



***The comparison between Alaska and the U.S. does not necessarily indicate a statistically different level of outcome between the two populations but is displayed to show the similarity between the two samples.**

Source: Child and Adolescent Health Management Initiative (2012). "2011-2012 National Survey of Children's Health (2012), U.S. Department of Health and Human Services, Health Resources and Services Administration. Graphics and analysis done by the Alaska Mental Health Board and Advisory Board on Alcoholism and Drug Abuse Staff

Percentage of Alaskan Children who Have Ever Been Diagnosed with a Learning Disability* by ACE Score

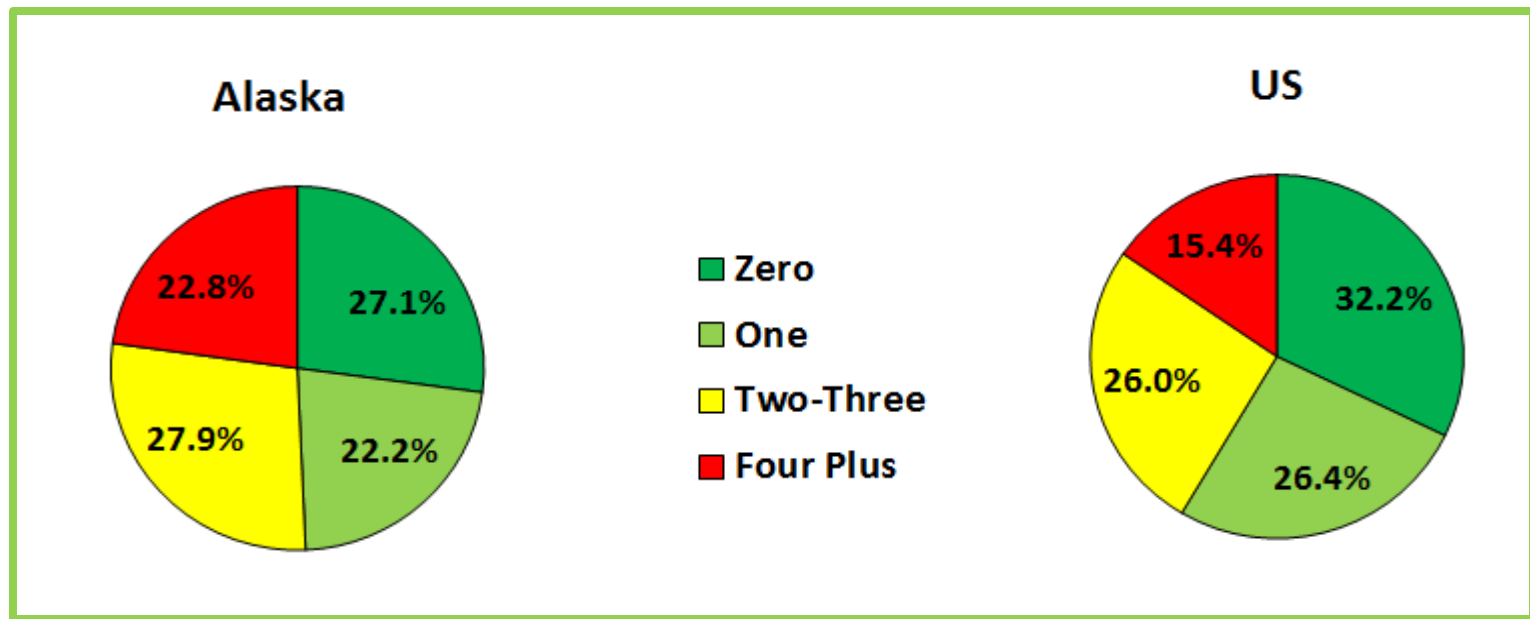


*The comparison between Alaska and the U.S. does not necessarily indicate a statistically different level of outcome between the two populations but is displayed to show the similarity between the two samples.

Source: Child and Adolescent Health Management Initiative (2012). "2011-2012 National Survey of Children's Health (2012), U.S. Department of Health and Human Services, Health Resources and Services Administration. Graphics and analysis done by the Alaska Mental Health Board and Advisory Board on Alcoholism and Drug Abuse Staff




It is estimated that approximately 15,700 Alaskan children and youth have ever been diagnosed with a Learning Disability*. More than half (~8,000) have two or more ACEs.



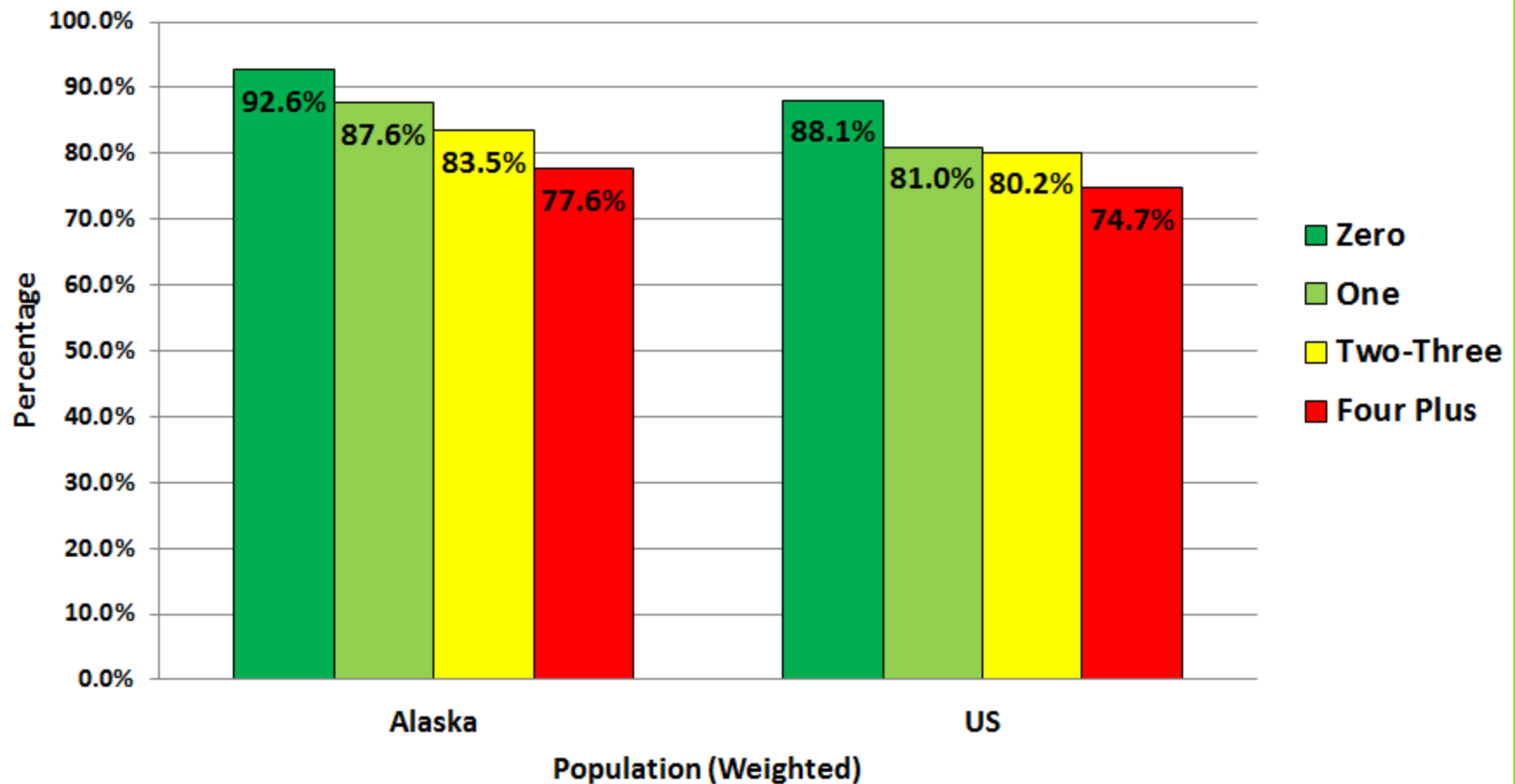
***The comparison between Alaska and the U.S. does not necessarily indicate a statistically different level of outcome between the two populations but is displayed to show the similarity between the two samples.**

Source: Child and Adolescent Health Management Initiative (2012). "2011-2012 National Survey of Children's Health (2012), U.S. Department of Health and Human Services, Health Resources and Services Administration. Graphics and analysis done by the Alaska Mental Health Board and Advisory Board on Alcoholism and Drug Abuse Staff

ADVERSE EXPERIENCES AND HEALTH RELATED MEASURES



Percentage of Alaskan Children Who Have Excellent or Very Good General Health* by ACE Score



*The comparison between Alaska and the U.S. does not necessarily indicate a statistically different level of outcome between the two populations but is displayed to show the similarity between the two samples.

Source: Child and Adolescent Health Management Initiative (2012). "2011-2012 National Survey of Children's Health (2012), U.S. Department of Health and Human Services, Health Resources and Services Administration. Graphics and analysis done by the Alaska Mental Health Board and Advisory Board on Alcoholism and Drug Abuse Staff

List of 18 Health Issues:

Learning Disability

ADD or ADHD

Depression

Anxiety

Behavior Issues

Autism

Developmental Delays

Intellectual Disability

Cerebral Palsy

Speech Problem

Tourette's Syndrome

Asthma

Diabetes

Epilepsy

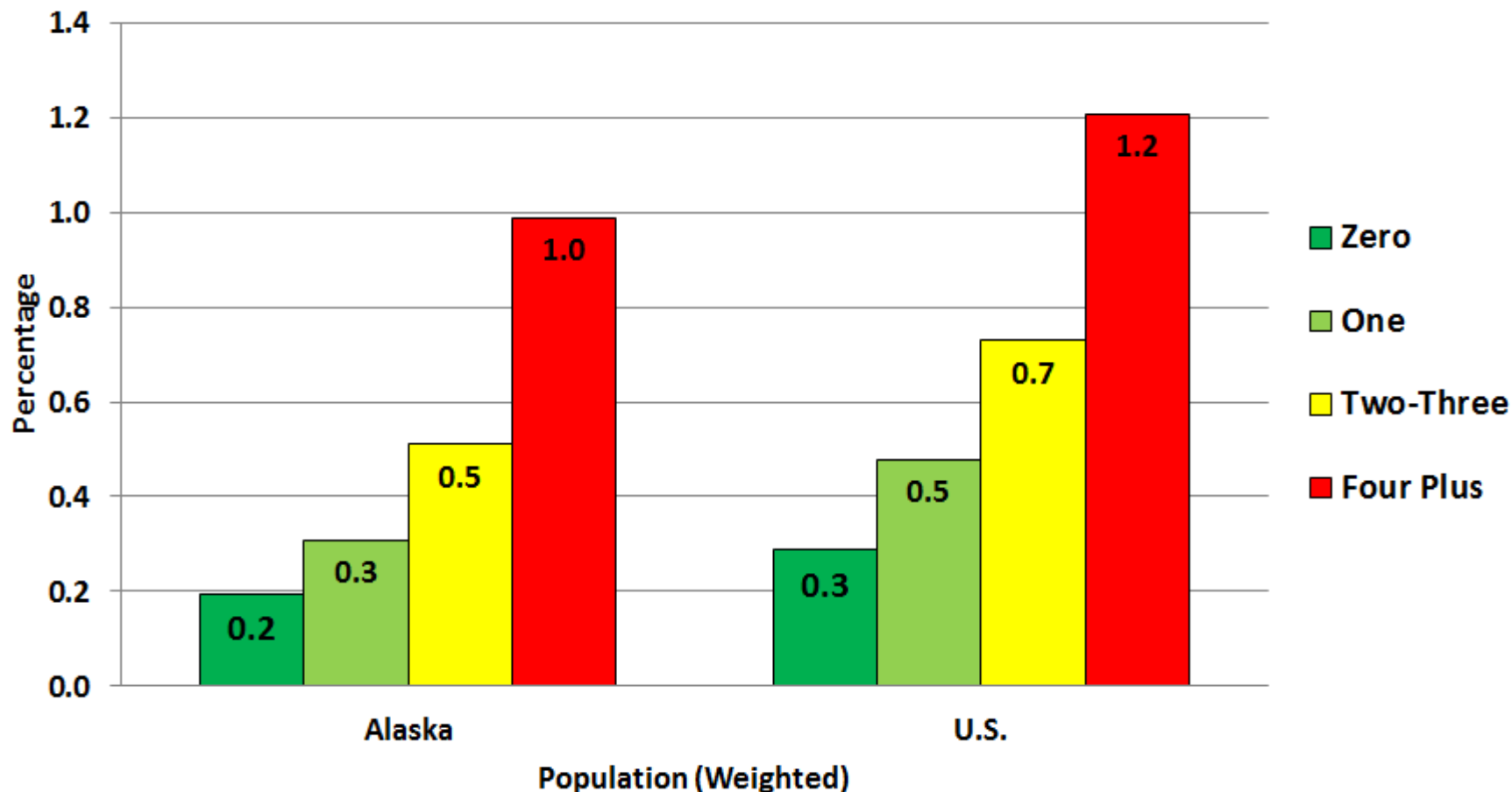
Hearing Problems

Vision Problems

Bone or Joint Problems

Brain Injury or Concussion

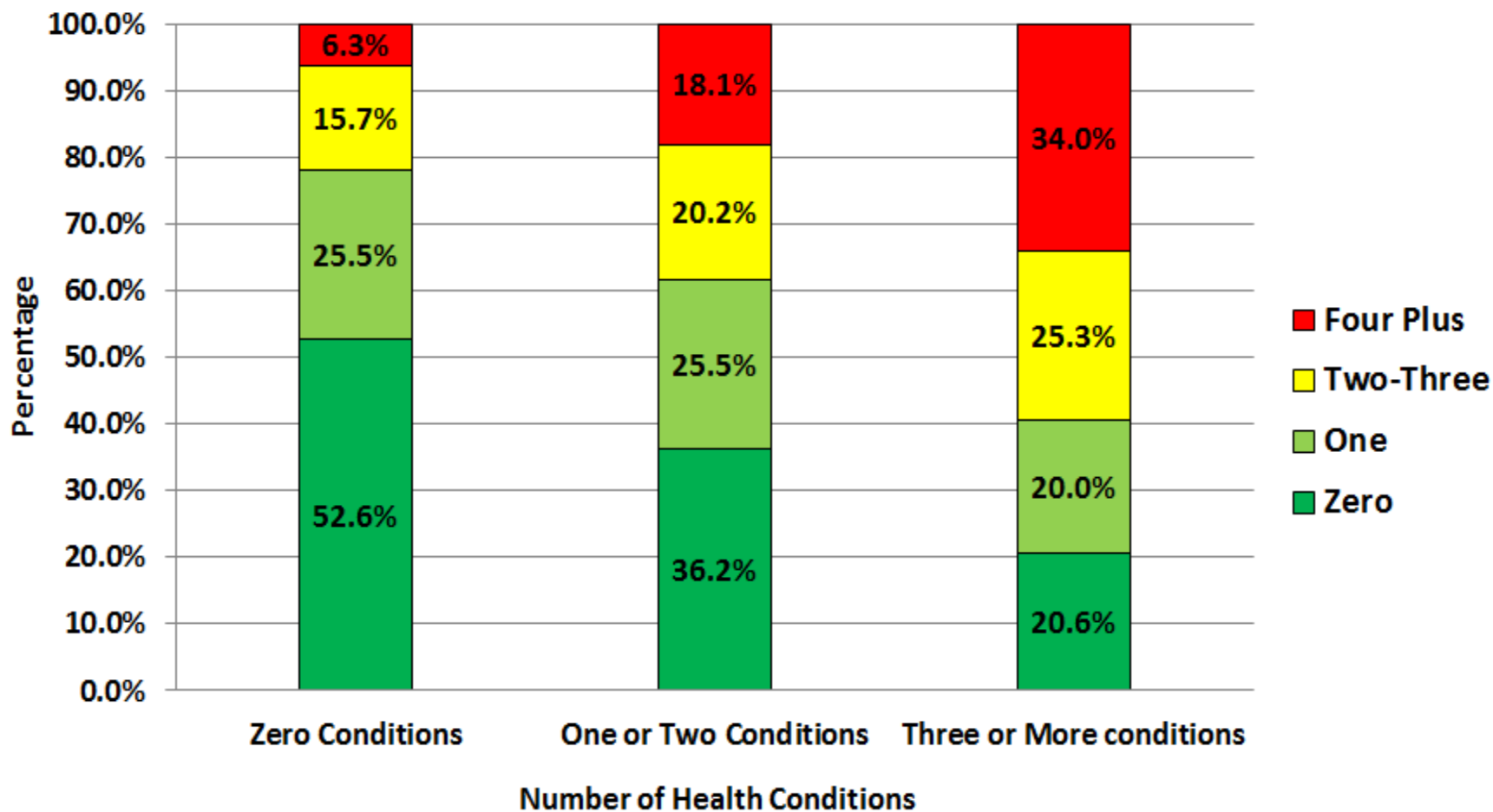
Average Number of Chronic Conditions (of 18)* for Alaskan Children by ACE Score



*The comparison between Alaska and the U.S. does not necessarily indicate a statistically different level of outcome between the two populations but is displayed to show the similarity between the two samples.

Source: Child and Adolescent Health Management Initiative (2012). "2011-2012 National Survey of Children's Health (2012), U.S. Department of Health and Human Services, Health Resources and Services Administration. Graphics and analysis done by the Alaska Mental Health Board and Advisory Board on Alcoholism and Drug Abuse Staff

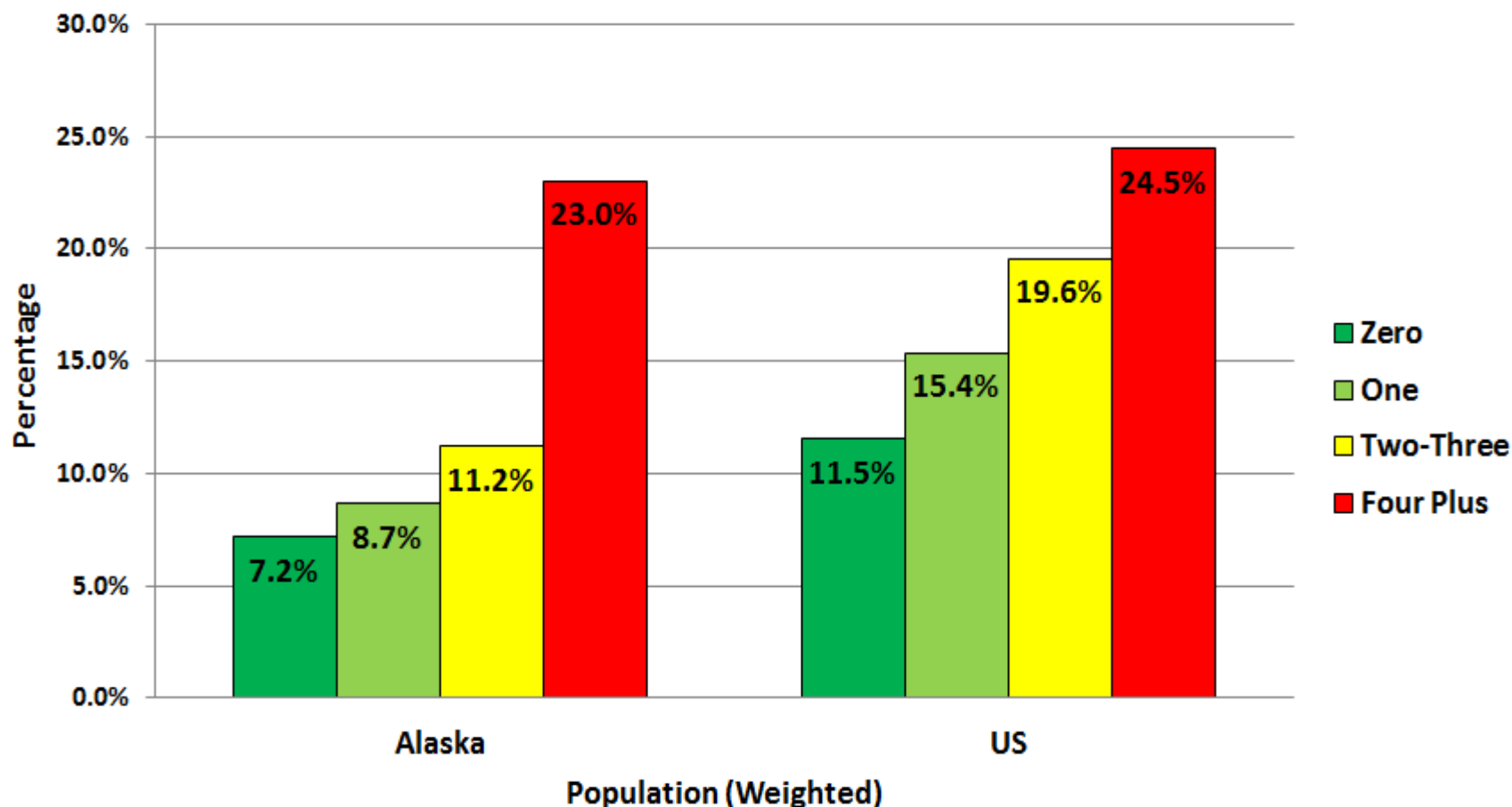
The ACE Scores of Children and Youth by the Number of Chronic Health Conditions They Currently Have



*The comparison between Alaska and the U.S. does not necessarily indicate a statistically different level of outcome between the two populations but is displayed to show the similarity between the two samples.

Source: Child and Adolescent Health Management Initiative (2012). "2011-2012 National Survey of Children's Health (2012), U.S. Department of Health and Human Services, Health Resources and Services Administration. Graphics and analysis done by the Alaska Mental Health Board and Advisory Board on Alcoholism and Drug Abuse Staff

Percentage of Alaskan Children who Have Ever Been Diagnosed with Asthma* by ACE Score




*The comparison between Alaska and the U.S. does not necessarily indicate a statistically different level of outcome between the two populations but is displayed to show the similarity between the two samples.

Source: Child and Adolescent Health Management Initiative (2012). "2011-2012 National Survey of Children's Health (2012), U.S. Department of Health and Human Services, Health Resources and Services Administration. Graphics and analysis done by the Alaska Mental Health Board and Advisory Board on Alcoholism and Drug Abuse Staff



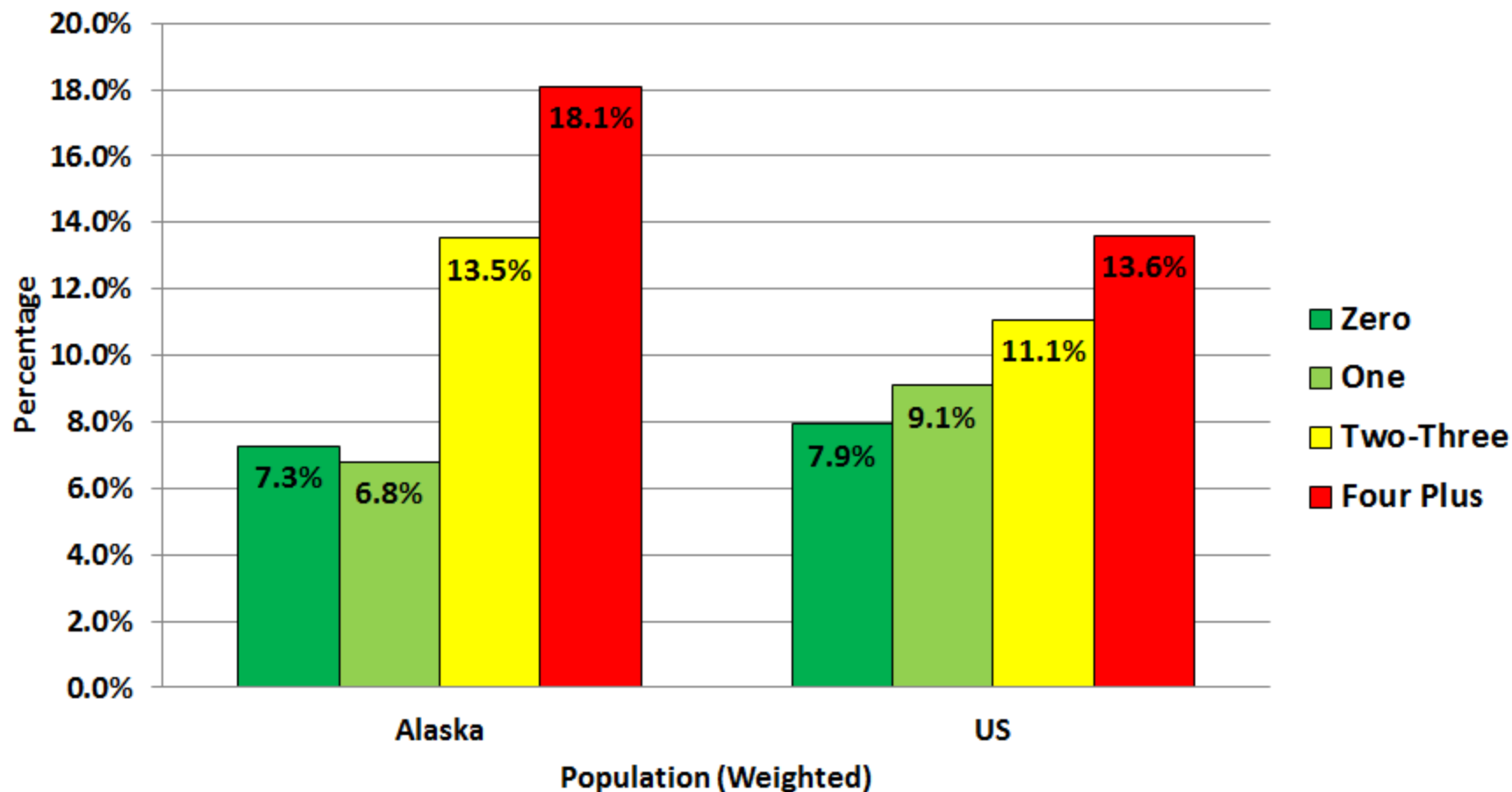
It is estimated that approximately 17,800 Alaskan children and youth have ever been diagnosed with Asthma*. About 41% (~7,300) have two or more ACEs.



*The comparison between Alaska and the U.S. does not necessarily indicate a statistically different level of outcome between the two populations but is displayed to show the similarity between the two samples

Source: Child and Adolescent Health Management Initiative (2012). "2011-2012 National Survey of Children's Health (2012), U.S. Department of Health and Human Services, Health Resources and Services Administration. Graphics and analysis done by the Alaska Mental Health Board and Advisory Board on Alcoholism and Drug Abuse Staff

Percentage of Alaskan Children who Have Ever Been Diagnosed with a Speech or Language Problem* by ACE Score

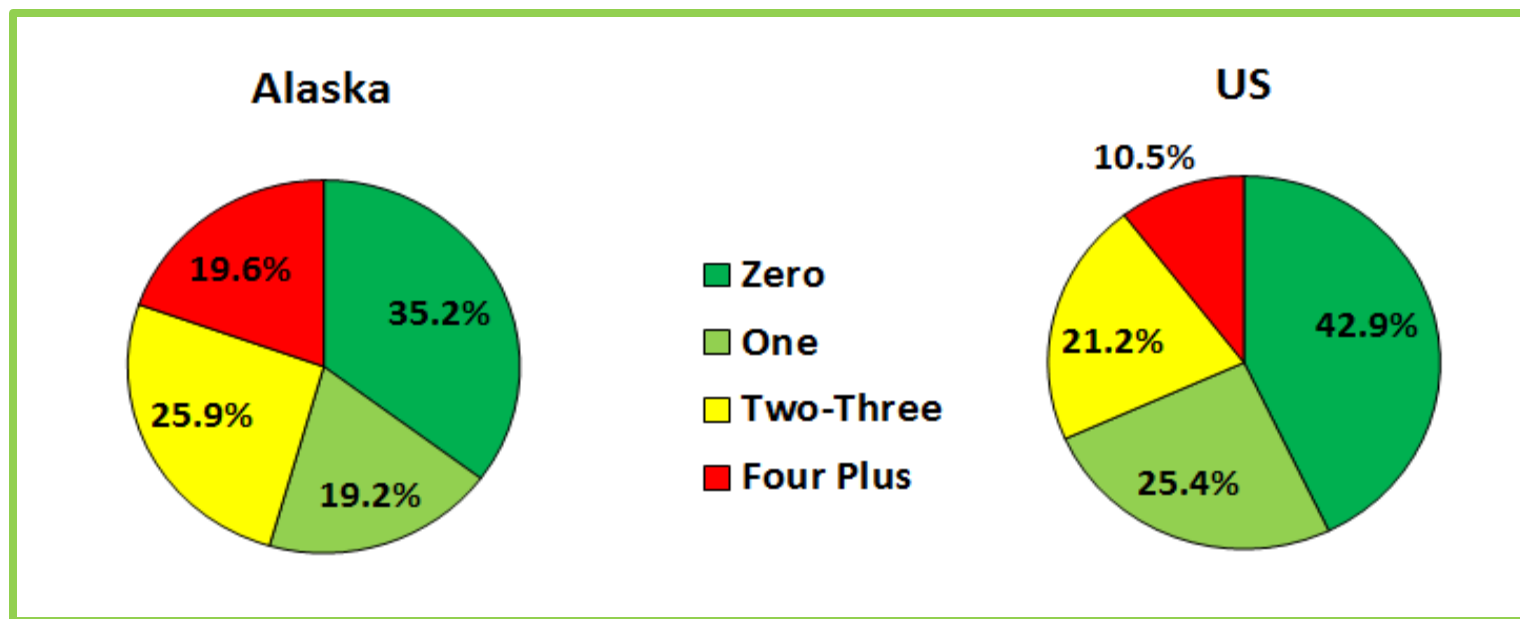


*The comparison between Alaska and the U.S. does not necessarily indicate a statistically different level of outcome between the two populations but is displayed to show the similarity between the two samples.

Source: Child and Adolescent Health Management Initiative (2012). "2011-2012 National Survey of Children's Health (2012), U.S. Department of Health and Human Services, Health Resources and Services Administration. Graphics and analysis done by the Alaska Mental Health Board and Advisory Board on Alcoholism and Drug Abuse Staff



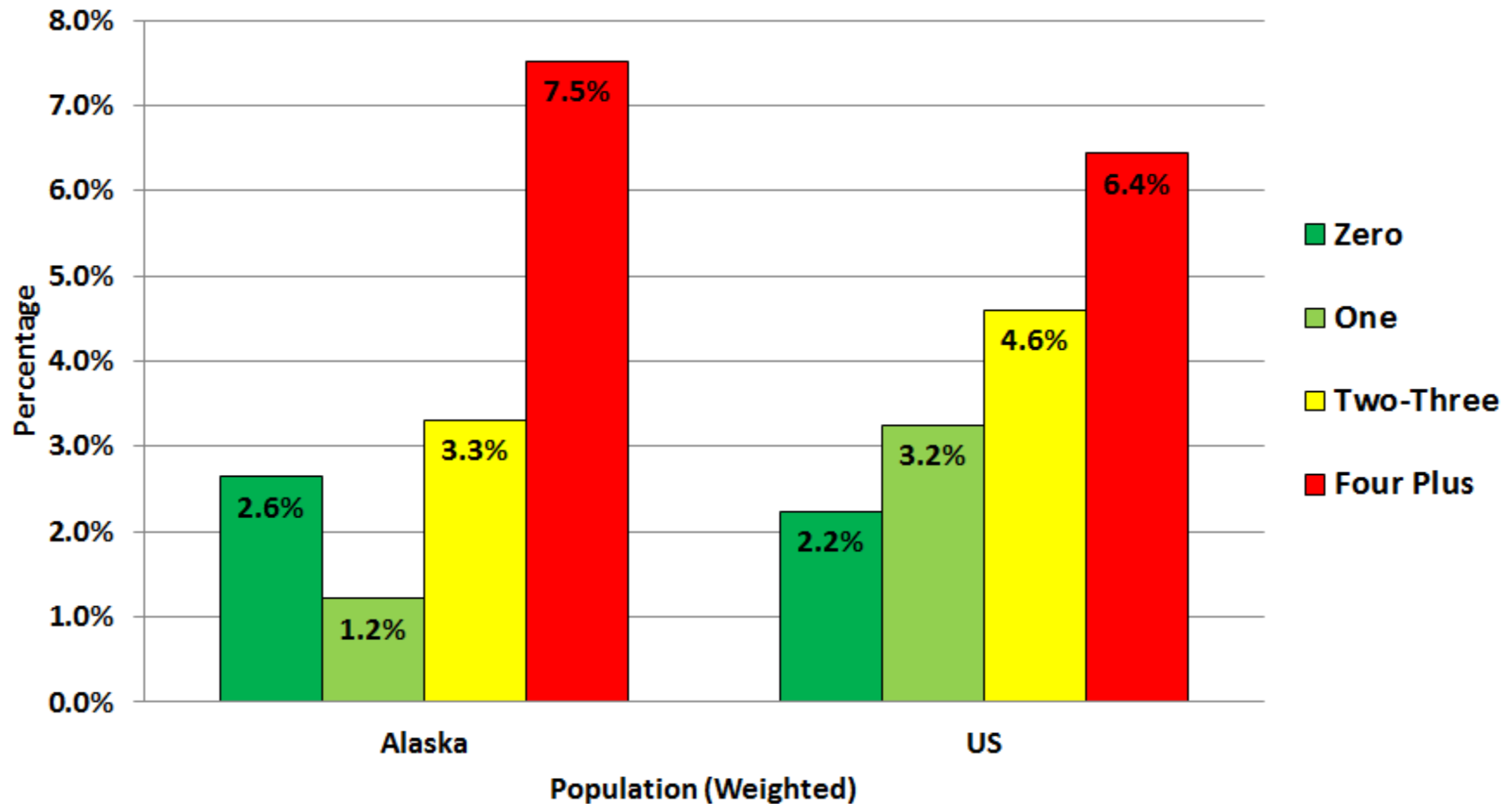
It is estimated that approximately 15,100 Alaskan children and youth have ever been diagnosed with a speech or language problem*. About 45% (~6,900) have two or more ACEs.



*The comparison between Alaska and the U.S. does not necessarily indicate a statistically different level of outcome between the two populations but is displayed to show the similarity between the two samples.

Source: Child and Adolescent Health Management Initiative (2012). "2011-2012 National Survey of Children's Health (2012), U.S. Department of Health and Human Services, Health Resources and Services Administration. Graphics and analysis done by the Alaska Mental Health Board and Advisory Board on Alcoholism and Drug Abuse Staff

Percentage of Alaskan Children who Have Ever Been Diagnosed with a Bone, Joint, or Muscle Problem* by ACE Score




*The comparison between Alaska and the U.S. does not necessarily indicate a statistically different level of outcome between the two populations but is displayed to show the similarity between the two samples.

Source: Child and Adolescent Health Management Initiative (2012). "2011-2012 National Survey of Children's Health (2012), U.S. Department of Health and Human Services, Health Resources and Services Administration. Graphics and analysis done by the Alaska Mental Health Board and Advisory Board on Alcoholism and Drug Abuse Staff



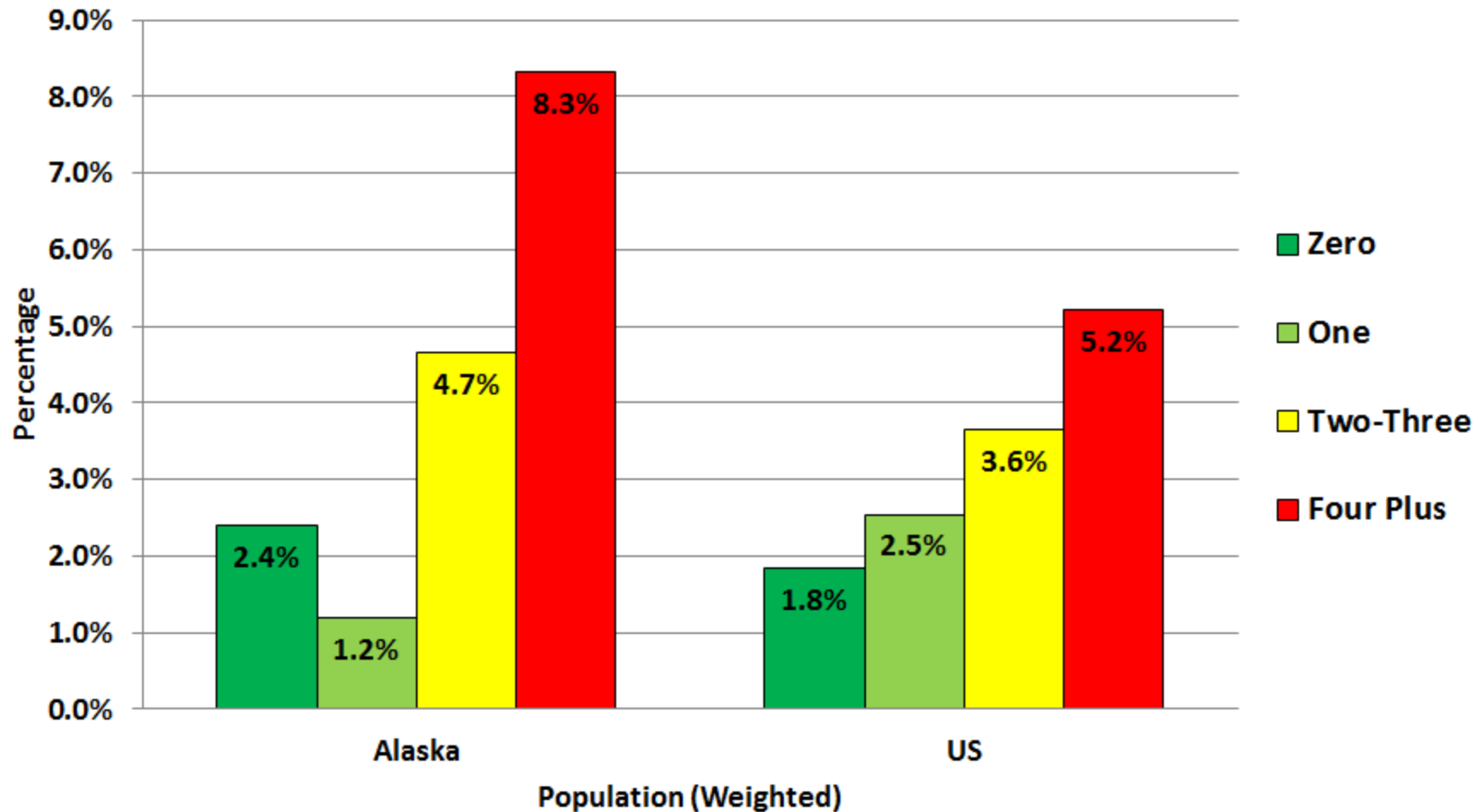
It is estimated that approximately 5,200 Alaskan children and youth have ever been diagnosed with a bone, joint or muscle problem*. About 43% (~2,300) have two or more ACEs.



*The comparison between Alaska and the U.S. does not necessarily indicate a statistically different level of outcome between the two populations but is displayed to show the similarity between the two samples.

Source: Child and Adolescent Health Management Initiative (2012). "2011-2012 National Survey of Children's Health (2012), U.S. Department of Health and Human Services, Health Resources and Services Administration. Graphics and analysis done by the Alaska Mental Health Board and Advisory Board on Alcoholism and Drug Abuse Staff

Percentage of Alaskan Children who Have Ever Been Diagnosed with a Brain Injury or Concussion* by ACE Score

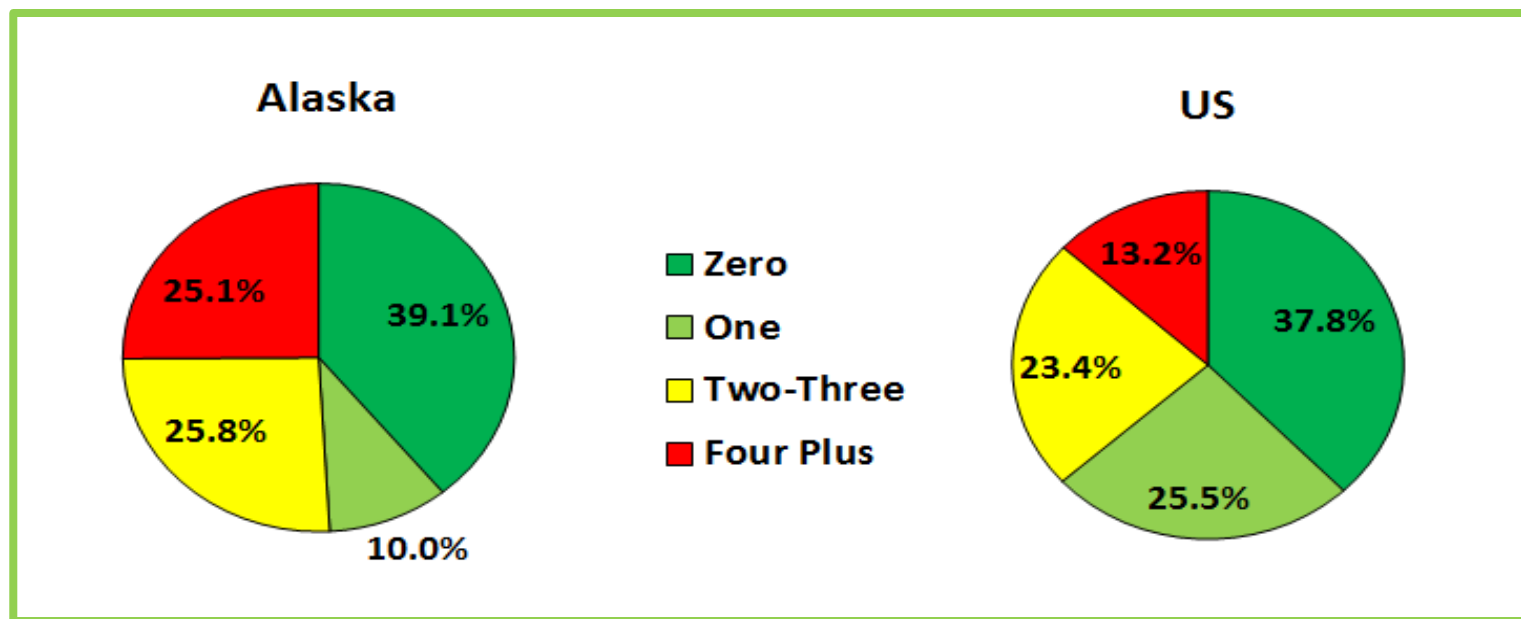


*The comparison between Alaska and the U.S. does not necessarily indicate a statistically different level of outcome between the two populations but is displayed to show the similarity between the two samples.

Source: Child and Adolescent Health Management Initiative (2012). "2011-2012 National Survey of Children's Health (2012), U.S. Department of Health and Human Services, Health Resources and Services Administration. Graphics and analysis done by the Alaska Mental Health Board and Advisory Board on Alcoholism and Drug Abuse Staff



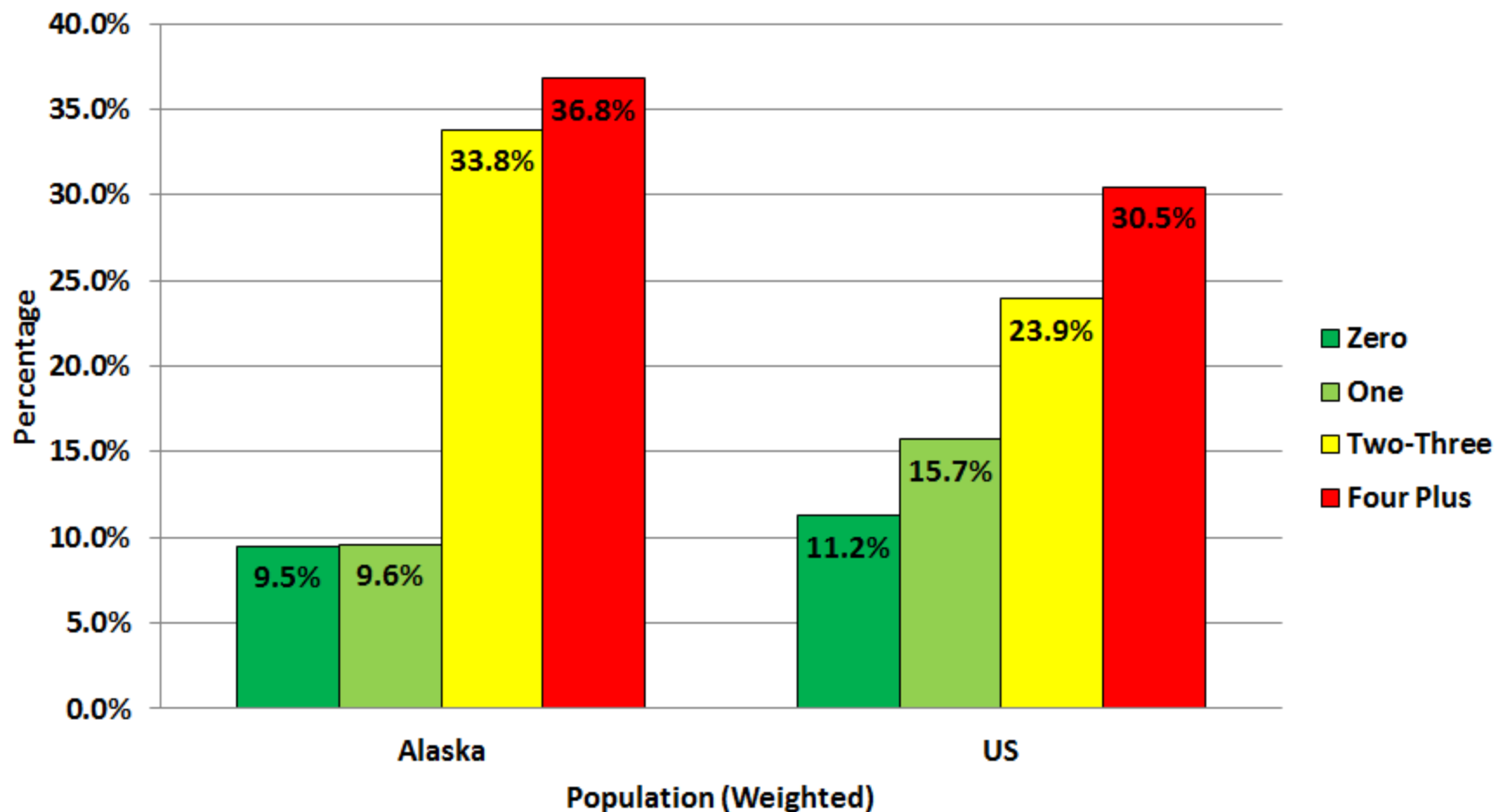
It is estimated that approximately 5,600 Alaskan children and youth have ever been diagnosed with a brain injury or concussion*. About 51% (~2,600) have two or more ACEs.



*The comparison between Alaska and the U.S. does not necessarily indicate a statistically different level of outcome between the two populations but is displayed to show the similarity between the two samples.

Source: Child and Adolescent Health Management Initiative (2012). "2011-2012 National Survey of Children's Health (2012), U.S. Department of Health and Human Services, Health Resources and Services Administration. Graphics and analysis done by the Alaska Mental Health Board and Advisory Board on Alcoholism and Drug Abuse Staff

From Pregnancy to Date Someone From a New Parent Program Visited Your Home by ACE Score

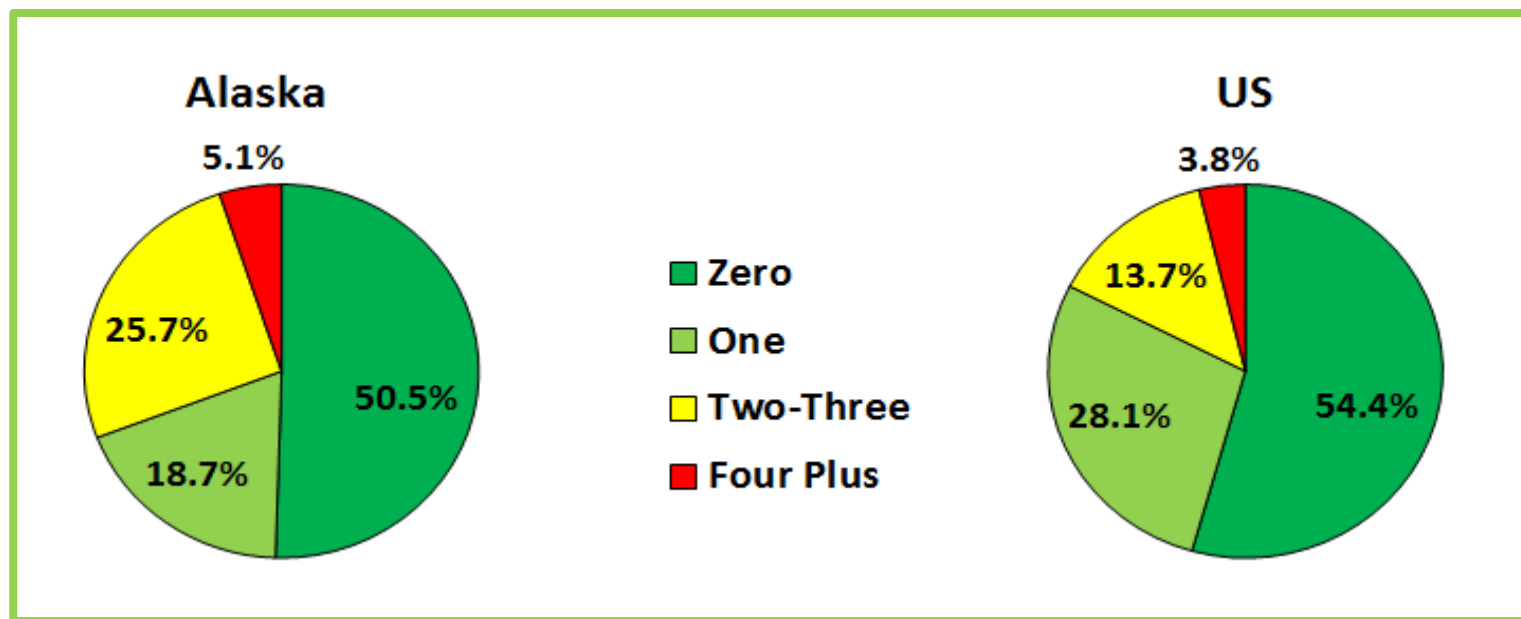


*The comparison between Alaska and the U.S. does not necessarily indicate a statistically different level of outcome between the two populations but is displayed to show the similarity between the two samples.

Source: Child and Adolescent Health Management Initiative (2012). "2011-2012 National Survey of Children's Health (2012), U.S. Department of Health and Human Services, Health Resources and Services Administration. Graphics and analysis done by the Alaska Mental Health Board and Advisory Board on Alcoholism and Drug Abuse Staff



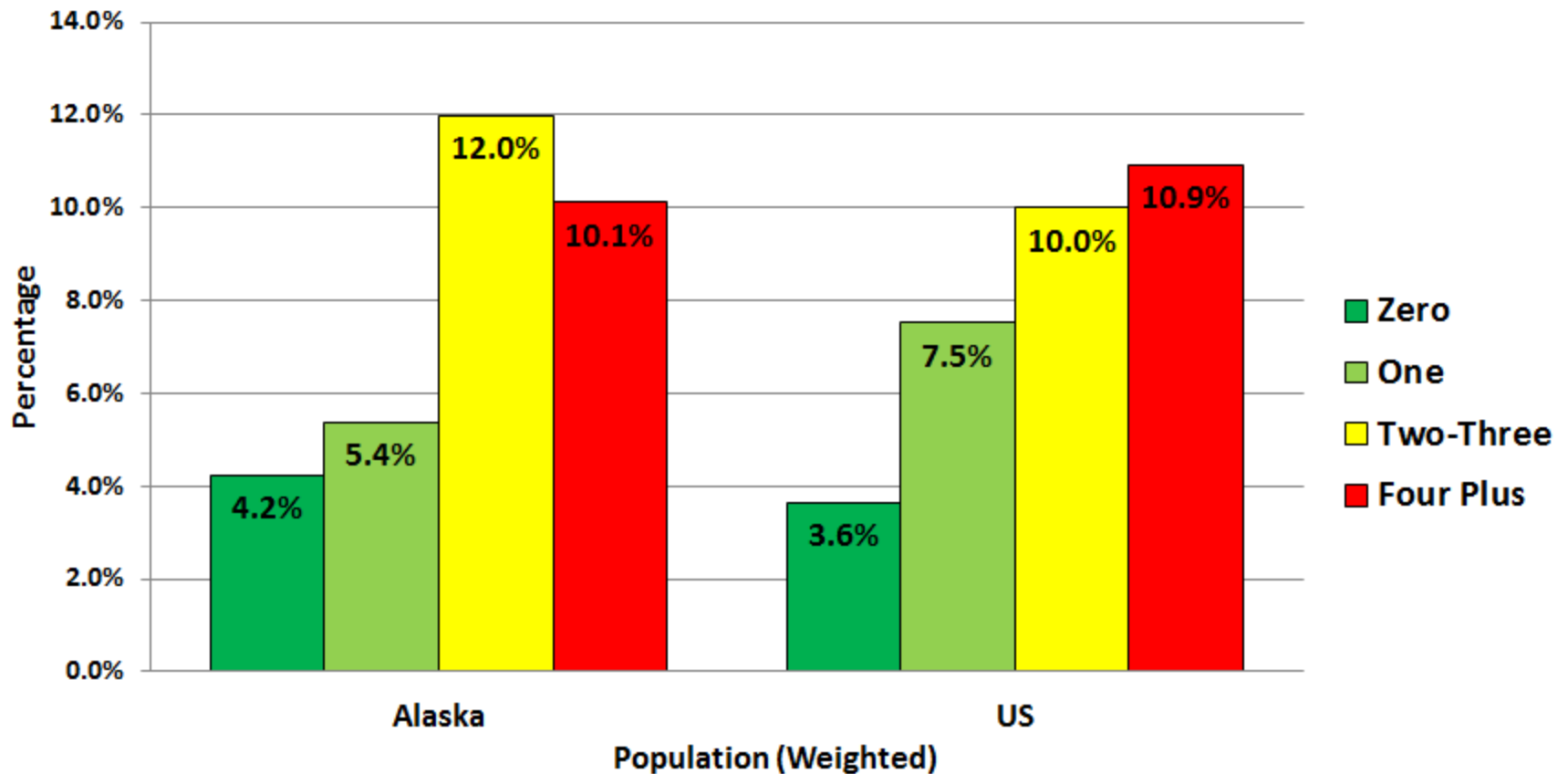
It is estimated that approximately 5,400 Alaskan children and youth Had a visit from a new parent home visiting program from pregnancy on*. About 31% (~1,700) have two or more ACEs.



*The comparison between Alaska and the U.S. does not necessarily indicate a statistically different level of outcome between the two populations but is displayed to show the similarity between the two samples.

Source: Child and Adolescent Health Management Initiative (2012). "2011-2012 National Survey of Children's Health (2012), U.S. Department of Health and Human Services, Health Resources and Services Administration. Graphics and analysis done by the Alaska Mental Health Board and Advisory Board on Alcoholism and Drug Abuse Staff

Percentage of Children and Youth who Had a Period of Time in the Past Year without Health Care Coverage by ACE Score

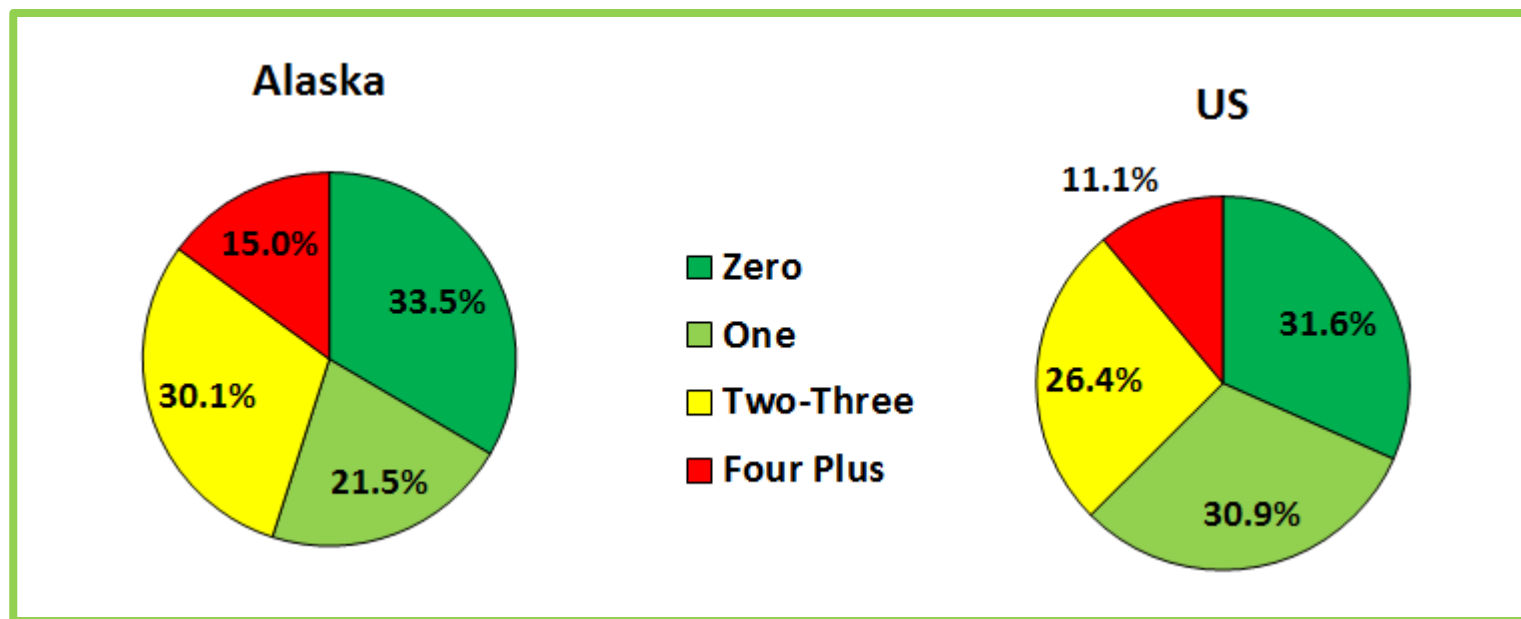


*The comparison between Alaska and the U.S. does not necessarily indicate a statistically different level of outcome between the two populations but is displayed to show the similarity between the two samples.

Source: Child and Adolescent Health Management Initiative (2012). "2011-2012 National Survey of Children's Health (2012), U.S. Department of Health and Human Services, Health Resources and Services Administration. Graphics and analysis done by the Alaska Mental Health Board and Advisory Board on Alcoholism and Drug Abuse Staff



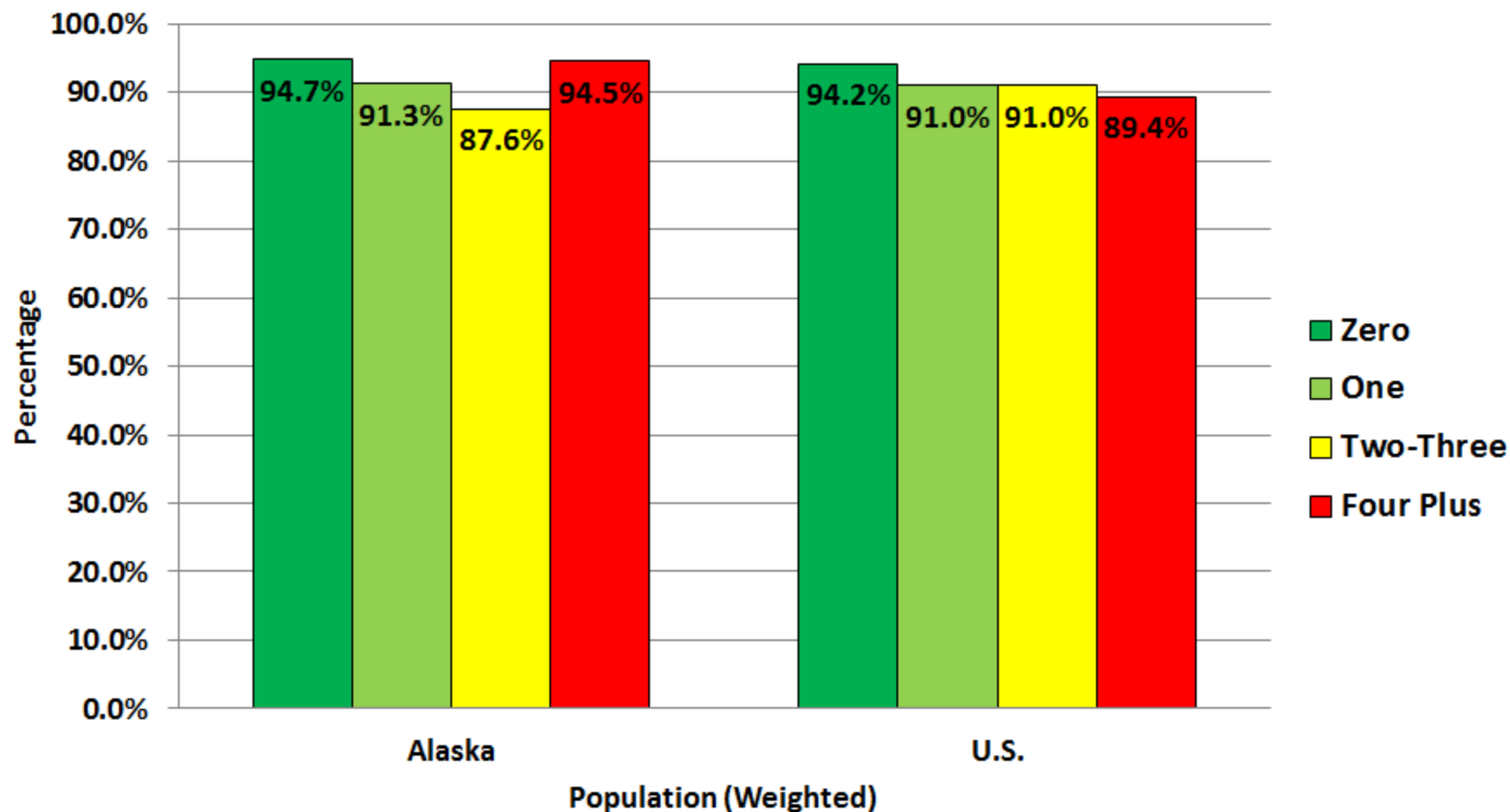
It is estimated that approximately 10,900 Alaskan children and youth
At one point in the previous year – did not have health insurance*.
About 45% (~4,900) have two or more ACEs.



***The comparison between Alaska and the U.S. does not necessarily indicate a statistically different level of outcome between the two populations but is displayed to show the similarity between the two samples.**

Source: Child and Adolescent Health Management Initiative (2012). "2011-2012 National Survey of Children's Health (2012), U.S. Department of Health and Human Services, Health Resources and Services Administration. Graphics and analysis done by the Alaska Mental Health Board and Advisory Board on Alcoholism and Drug Abuse Staff

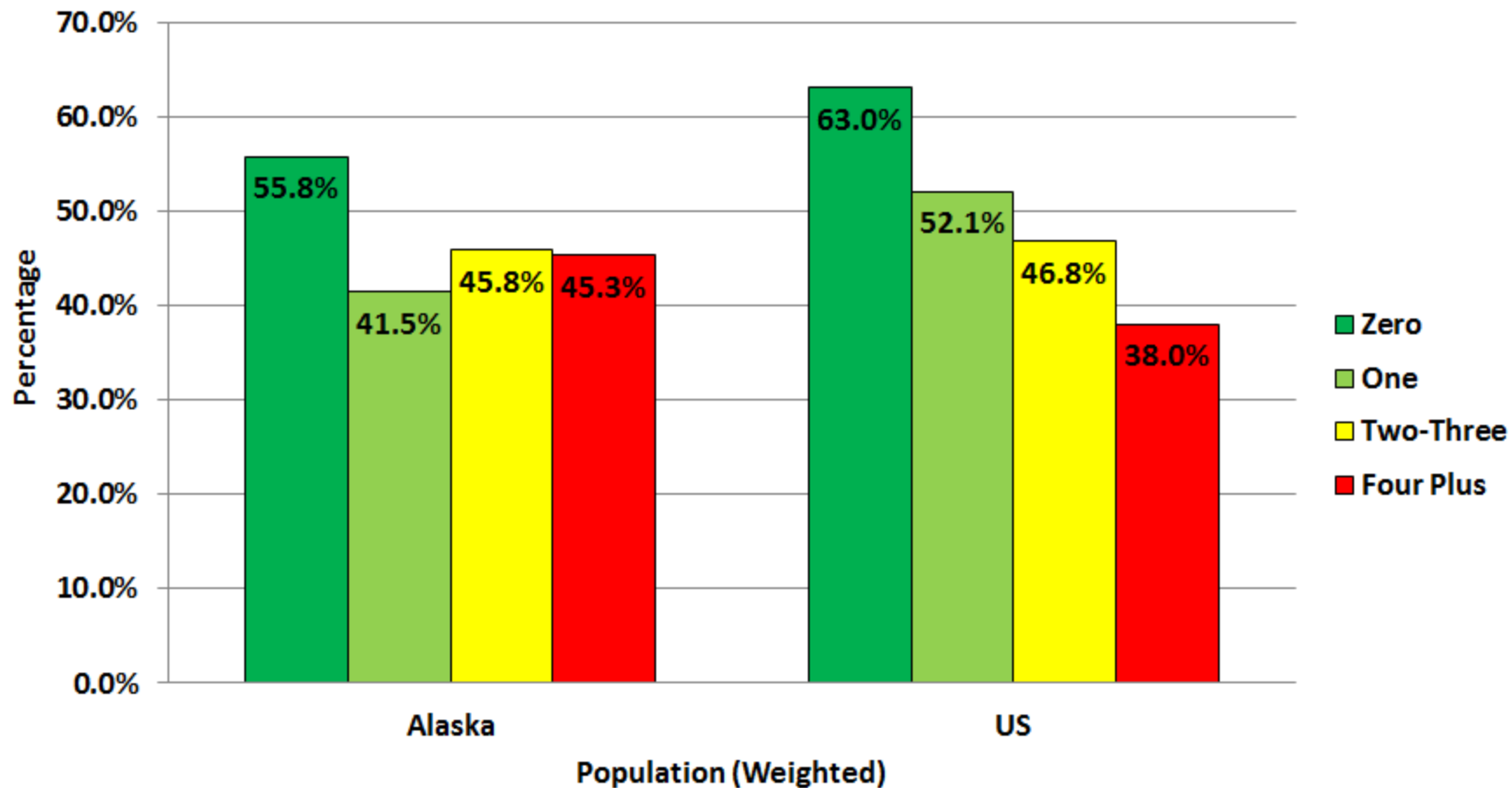
Percentage of Children and Youth Whose Insurance Coverage Usually or Always Meets Their Needs by ACE Score



*The comparison between Alaska and the U.S. does not necessarily indicate a statistically different level of outcome between the two populations but is displayed to show the similarity between the two samples.

Source: Child and Adolescent Health Management Initiative (2012). "2011-2012 National Survey of Children's Health (2012), U.S. Department of Health and Human Services, Health Resources and Services Administration. Graphics and analysis done by the Alaska Mental Health Board and Advisory Board on Alcoholism and Drug Abuse Staff

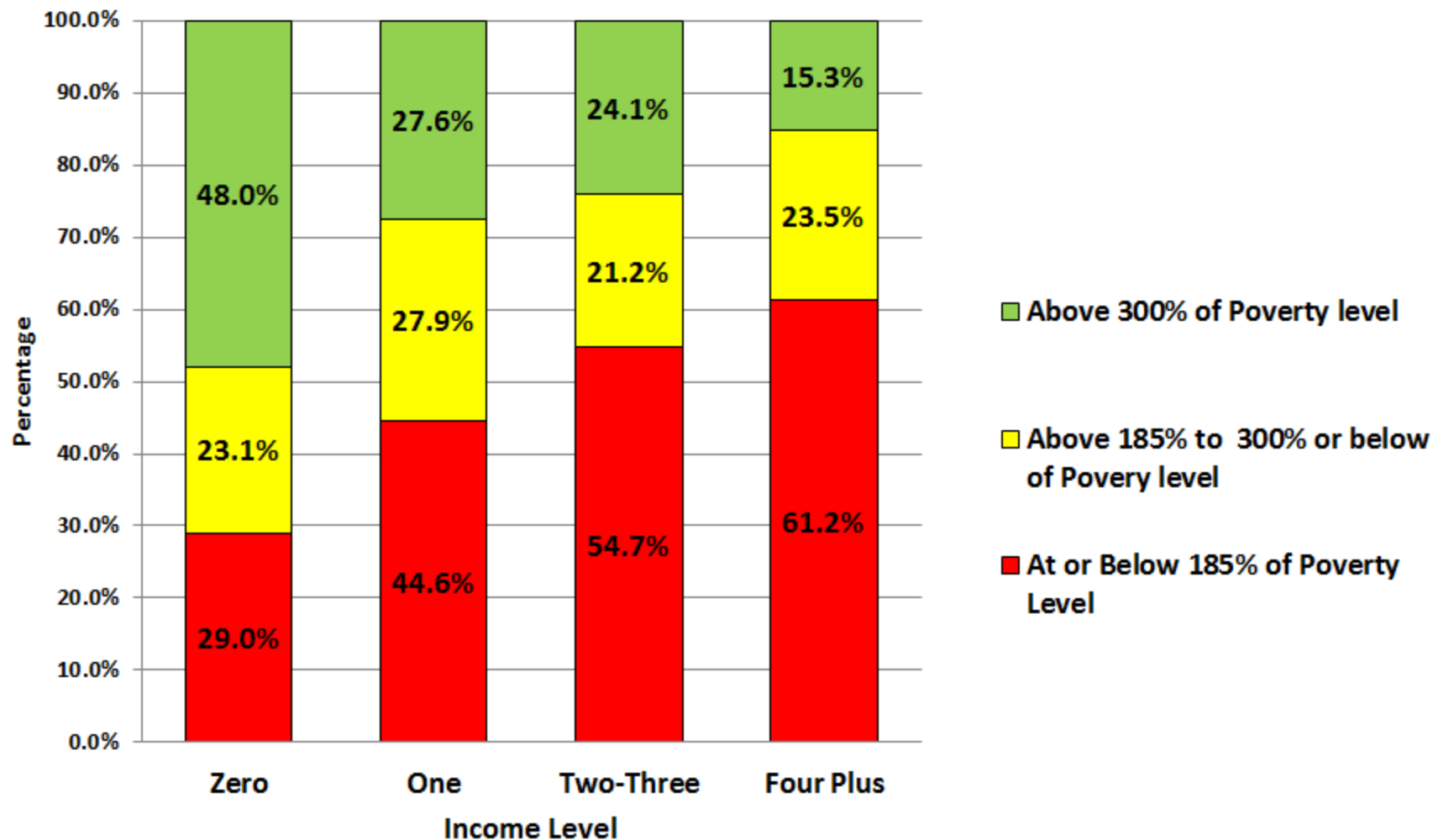
Not Including Health Insurance Premiums – Families that Pay Additional Health Care Costs by the Child or Youth's ACE Score



***The comparison between Alaska and the U.S. does not necessarily indicate a statistically different level of outcome between the two populations but is displayed to show the similarity between the two samples.**

Source: Child and Adolescent Health Management Initiative (2012). "2011-2012 National Survey of Children's Health (2012), U.S. Department of Health and Human Services, Health Resources and Services Administration. Graphics and analysis done by the Alaska Mental Health Board and Advisory Board on Alcoholism and Drug Abuse Staff

Poverty Level of Household by Alaskan Child's ACE Score*

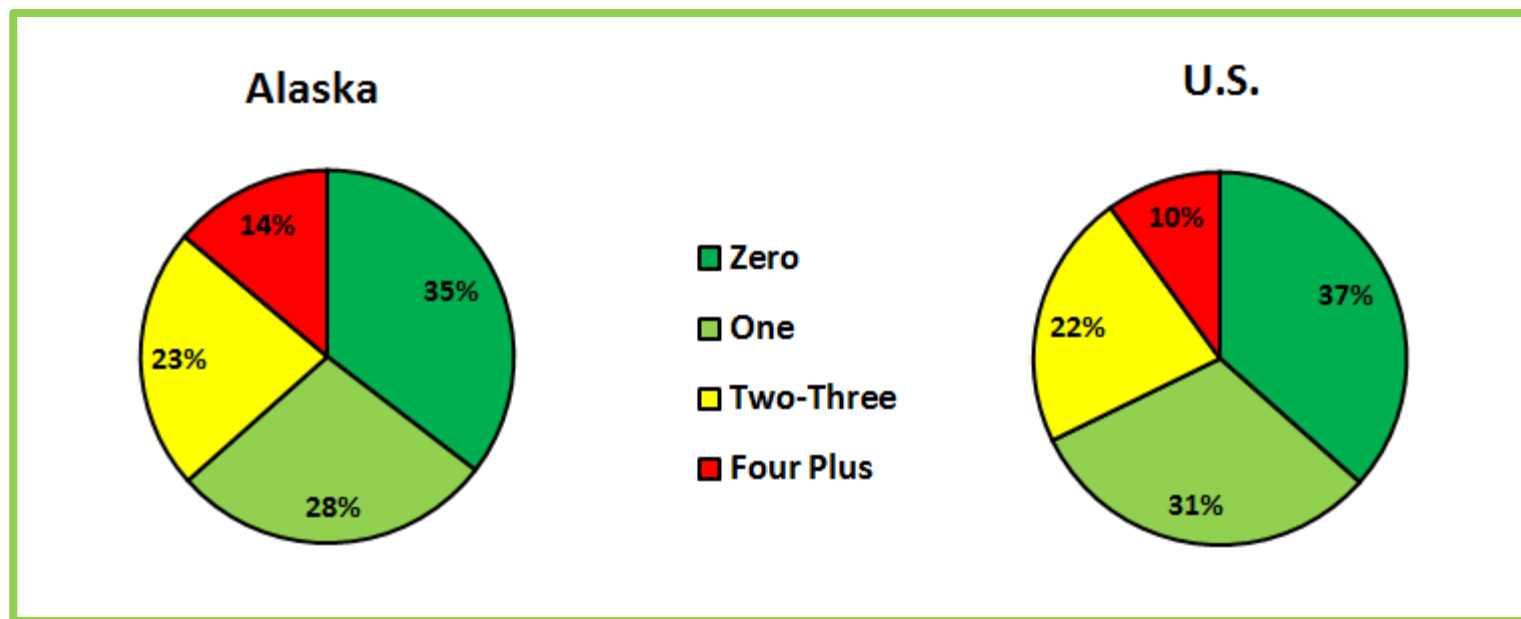


*Income difficulty as defined by having trouble meeting basic needs is one of the ACEs counted in this measure.

Source: Child and Adolescent Health Management Initiative (2012). "2011-2012 National Survey of Children's Health (2012), U.S. Department of Health and Human Services, Health Resources and Services Administration. Graphics and analysis done by the Alaska Mental Health Board and Advisory Board on Alcoholism and Drug Abuse Staff



It is estimated that approximately 74,405 Alaskan children and youth live in families who's income is 185% or less than the poverty level in Alaska - About 37% (~27,200) have two or more ACEs**.



*The comparison between Alaska and the U.S. does not necessarily indicate a statistically different level of outcome between the two populations but is displayed to show the similarity between the two samples.

** Income difficulty as defined by having trouble meeting basic needs is one of the ACEs counted in this measure.

Source: Child and Adolescent Health Management Initiative (2012). "2011-2012 National Survey of Children's Health (2012), U.S. Department of Health and Human Services, Health Resources and Services Administration. Graphics and analysis done by the Alaska Mental Health Board and Advisory Board on Alcoholism and Drug Abuse Staff

HEALTH

Children with Special Health Care Needs Screener CSHCN Screener©

Qualifying Answers:

- 1. Prescription Drug Use**
- 2. Elevated Service Need**
- 3. Functional Limitations**
- 4. Special Therapies**
- 5. Ongoing Emotional, Development or Behavioral Conditions**

The NSCH uses the **CSHCN Screener**® to identify children with special health care needs. The Screener is a five item, parent-reported tool designed to reflect the federal Maternal and Child Health Bureau's consequences-based definition of children with special health care needs. It identifies children across the range and diversity of childhood chronic conditions and special needs, allowing a more comprehensive and robust assessment of children's needs and health care system performance than is attainable by focusing on a single diagnosis or type of special need.

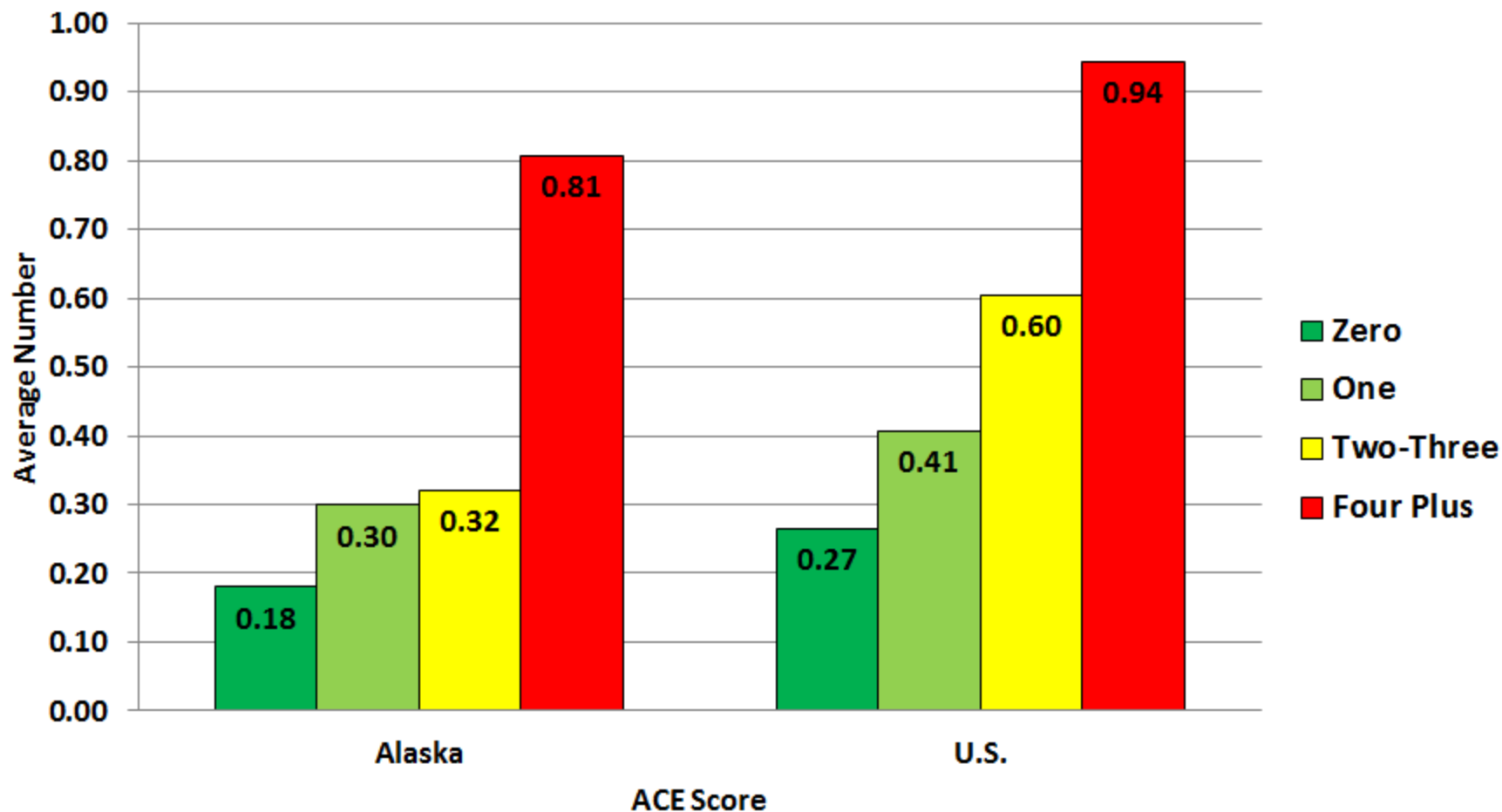
This instrument has been used in several national surveys including the Promoting Healthy Development Survey, the CAHPS-CCC, the NSCH, the NS-CSHCN, and MEPS.

The CSHCN Screener was developed by the Child and Adolescent Health Measurement Initiative (CAHMI). For more information, please visit the CAHMI website: <http://www.cahmi.org> or contact us by email:



SOURCE: CHILD AND ADOLESCENT HEALTH MANAGEMENT INITIATIVE (2012). "2011-2012 NATIONAL SURVEY OF CHILDREN'S HEALTH (2012), U.S. DEPARTMENT OF HEALTH AND HUMAN SERVICES, HEALTH RESOURCES AND SERVICES ADMINISTRATION.

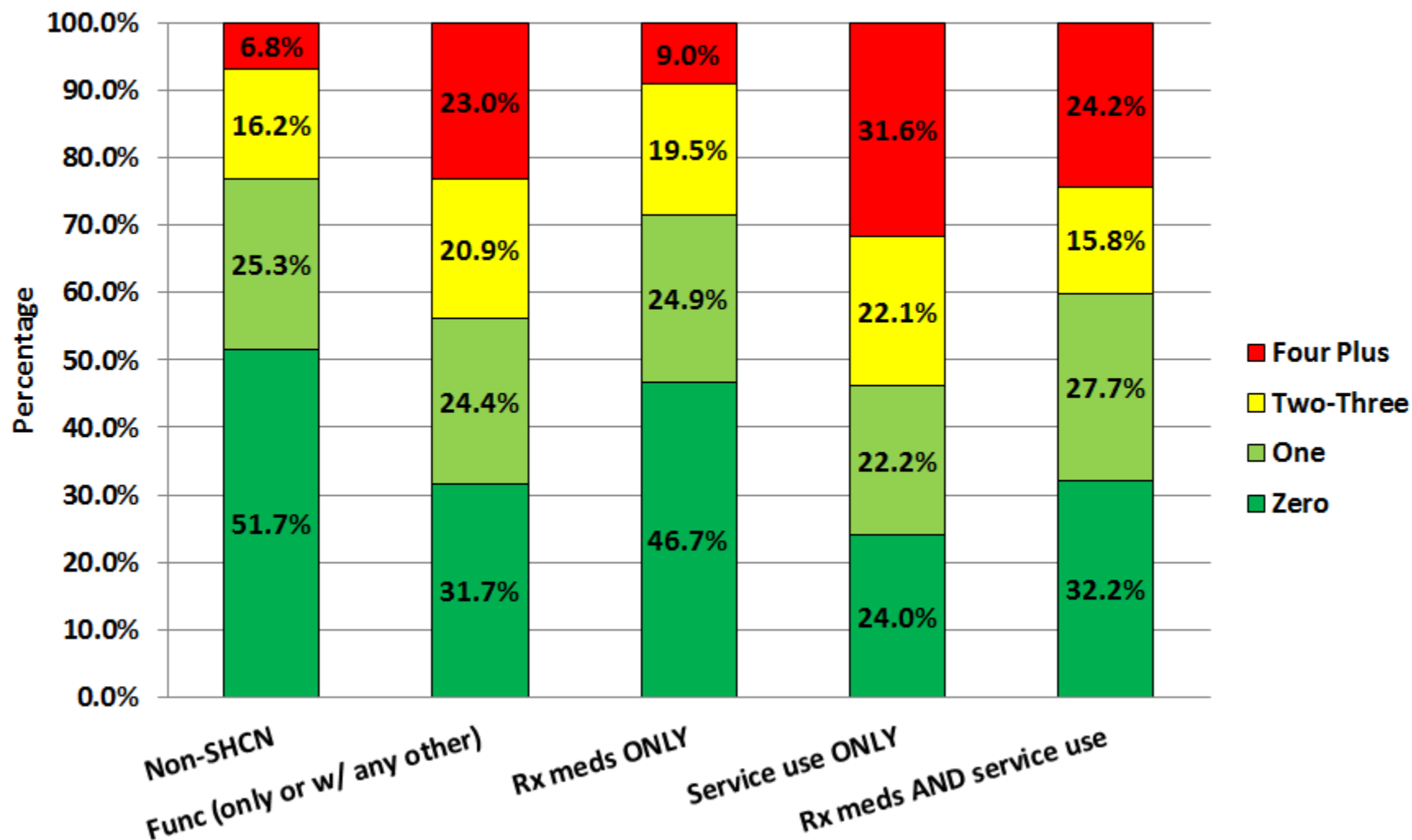
Average Number of Qualifying Conditions (CSHCN Screener©) by ACE Score



*The comparison between Alaska and the U.S. does not necessarily indicate a statistically different level of outcome between the two populations but is displayed to show the similarity between the two samples.

Source: Child and Adolescent Health Management Initiative (2012). "2011-2012 National Survey of Children's Health (2012), U.S. Department of Health and Human Services, Health Resources and Services Administration. Graphics and analysis done by the Alaska Mental Health Board and Advisory Board on Alcoholism and Drug Abuse Staff

CSHCN Screener© Percentages for Alaskan Children by Qualifying Type and by ACE Score



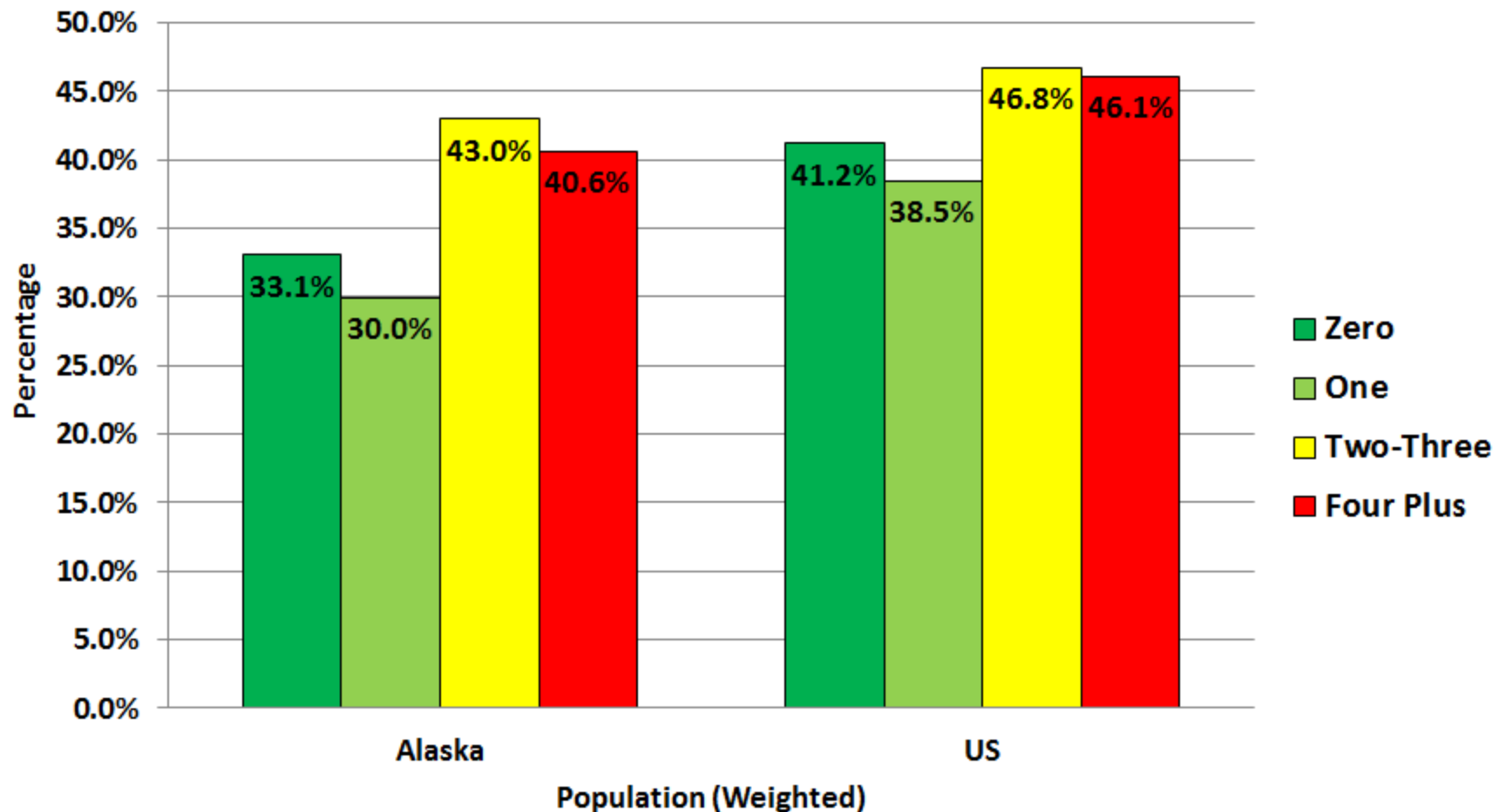
Source: Child and Adolescent Health Management Initiative (2012). "2011-2012 National Survey of Children's Health (2012), U.S. Department of Health and Human Services, Health Resources and Services Administration. Graphics and analysis done by the Alaska Mental Health Board and Advisory Board on Alcoholism and Drug Abuse Staff

ADVERSE CHILDHOOD EXPERIENCES

INFANCY AND EARLY CHILDHOOD



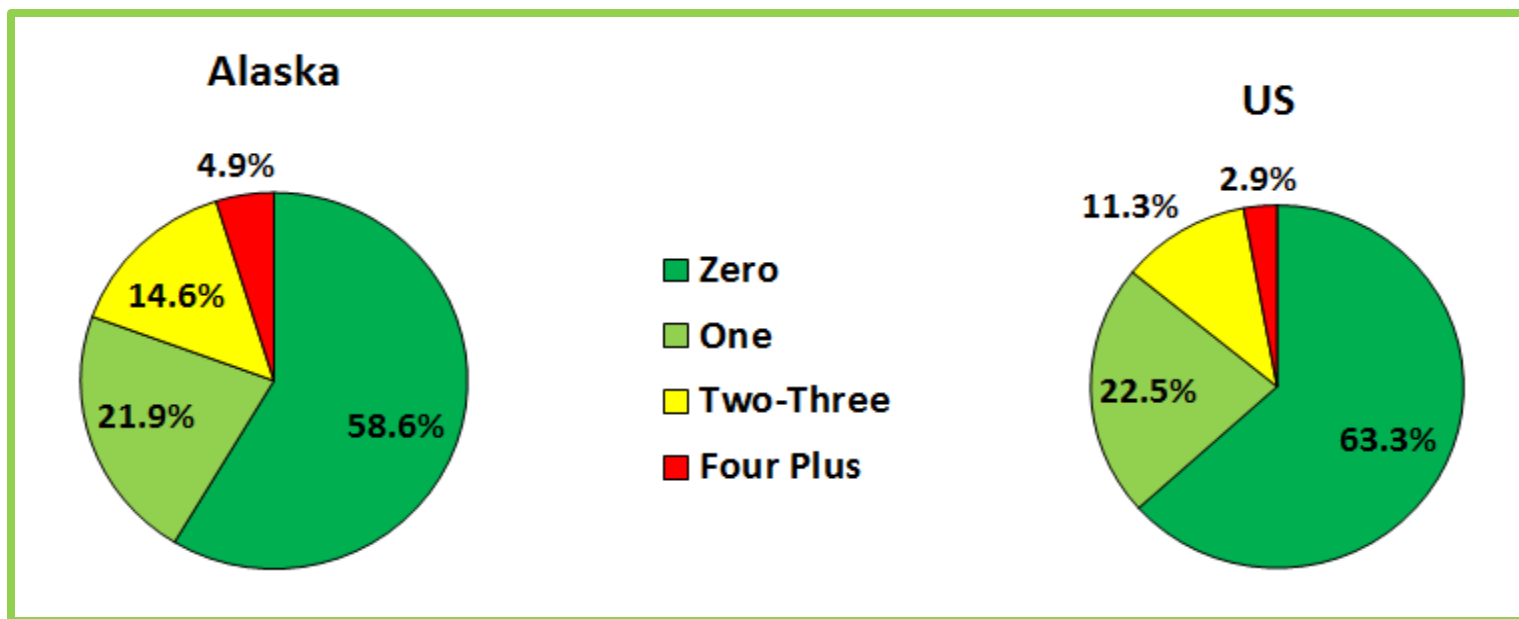
Percentage of Alaskan Children who Received at Least Ten Hours of Care Per Week from a Non-Family Member by ACE Score



*The comparison between Alaska and the U.S. does not necessarily indicate a statistically different level of outcome between the two populations but is displayed to show the similarity between the two samples.

Source: Child and Adolescent Health Management Initiative (2012). "2011-2012 National Survey of Children's Health (2012), U.S. Department of Health and Human Services, Health Resources and Services Administration. Graphics and analysis done by the Alaska Mental Health Board and Advisory Board on Alcoholism and Drug Abuse Staff

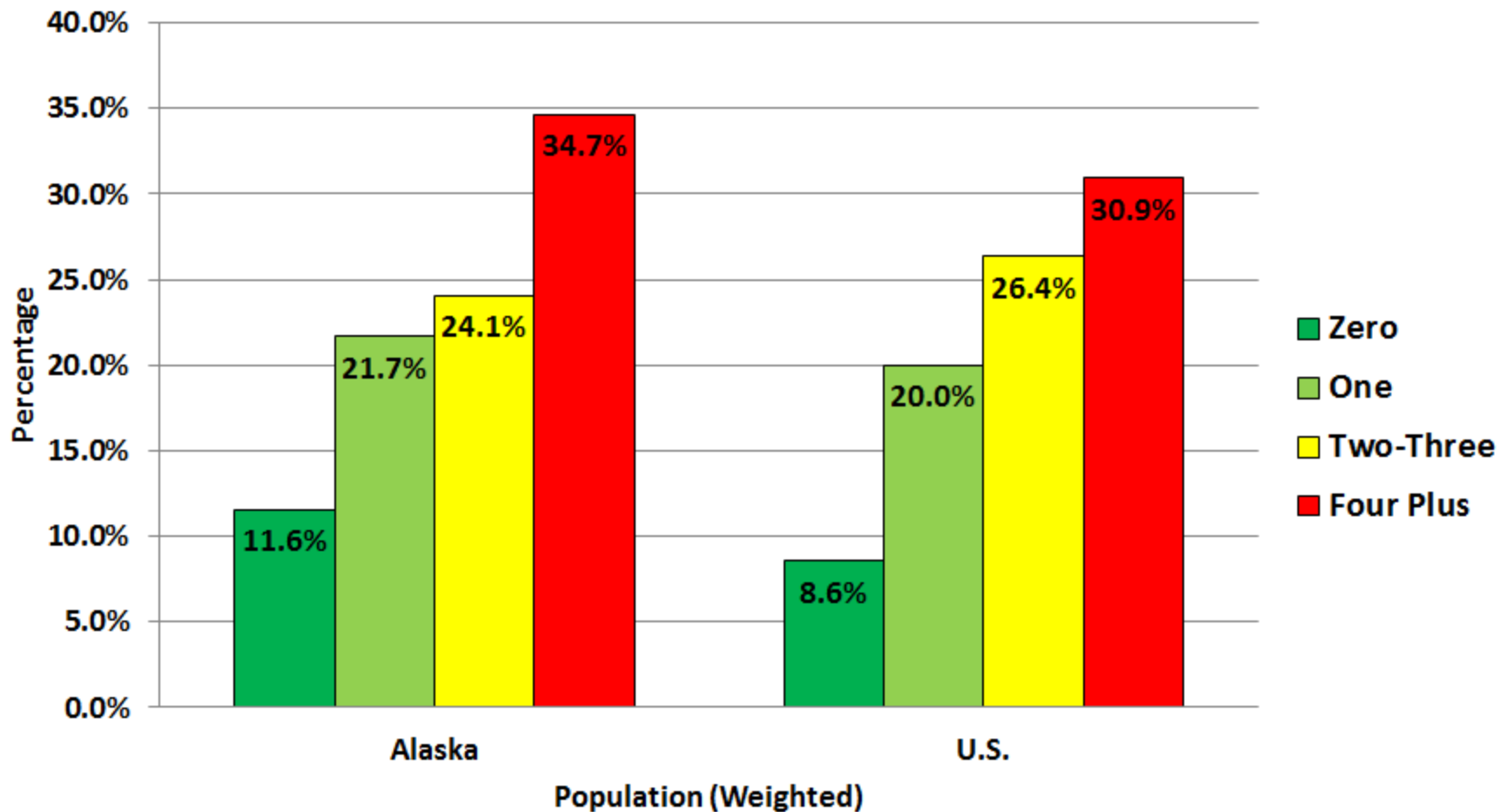
It is estimated that approximately 21,500 Alaskan children receive at least 10 hours per week of care from a non-family*. About 1 in 5 have two or more ACEs.



*The comparison between Alaska and the U.S. does not necessarily indicate a statistically different level of outcome between the two populations but is displayed to show the similarity between the two samples.

Source: Child and Adolescent Health Management Initiative (2012). "2011-2012 National Survey of Children's Health (2012), U.S. Department of Health and Human Services, Health Resources and Services Administration. Graphics and analysis done by the Alaska Mental Health Board and Advisory Board on Alcoholism and Drug Abuse Staff


Percentage of Alaskan Children Whose Family had Job Difficulties in the Previous Year Due to Child Care Issues by ACE Score



*The comparison between Alaska and the U.S. does not necessarily indicate a statistically different level of outcome between the two populations but is displayed to show the similarity between the two samples.

Source: Child and Adolescent Health Management Initiative (2012). "2011-2012 National Survey of Children's Health (2012), U.S. Department of Health and Human Services, Health Resources and Services Administration. Graphics and analysis done by the Alaska Mental Health Board and Advisory Board on Alcoholism and Drug Abuse Staff

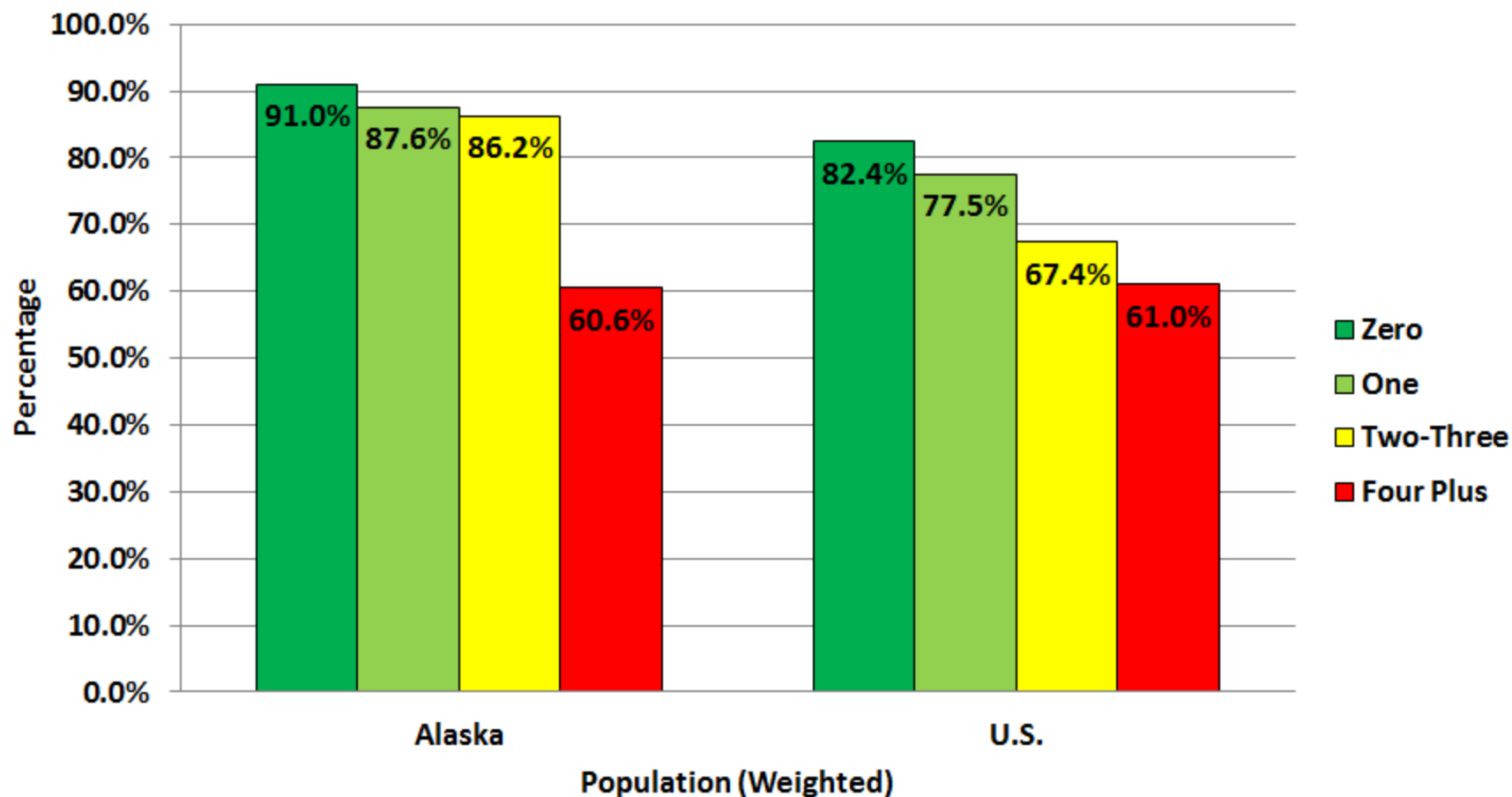
It is estimated that approximately 10,400 Alaskan children's families experienced negative work related issues because of child care problems In the previous year*. About 1 in 4 have two or more ACEs.



***The comparison between Alaska and the U.S. does not necessarily indicate a statistically different level of outcome between the two populations but is displayed to show the similarity between the two samples.**

Source: Child and Adolescent Health Management Initiative (2012). "2011-2012 National Survey of Children's Health (2012), U.S. Department of Health and Human Services, Health Resources and Services Administration. Graphics and analysis done by the Alaska Mental Health Board and Advisory Board on Alcoholism and Drug Abuse Staff

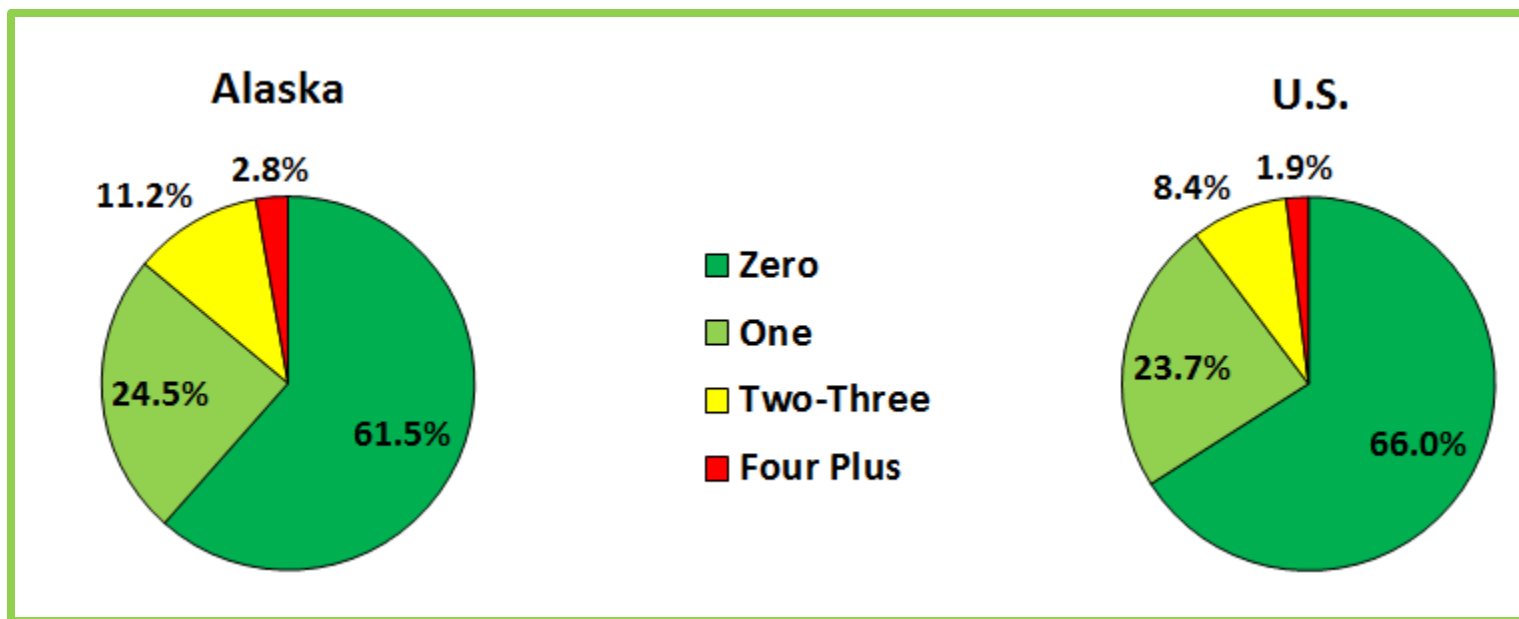
Percentage of Alaskan Children who Were Ever Breastfed or Fed Breast Milk by ACE Score



*The comparison between Alaska and the U.S. does not necessarily indicate a statistically different level of outcome between the two populations but is displayed to show the similarity between the two samples.

Source: Child and Adolescent Health Management Initiative (2012). "2011-2012 National Survey of Children's Health (2012), U.S. Department of Health and Human Services, Health Resources and Services Administration. Graphics and analysis done by the Alaska Mental Health Board and Advisory Board on Alcoholism and Drug Abuse Staff

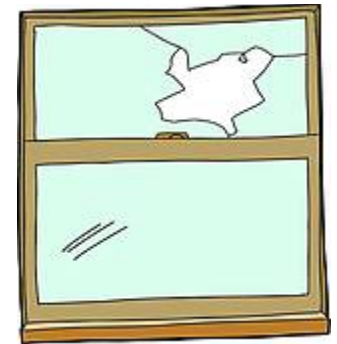
It is estimated that approximately 56,200 Alaskan children were breastfed or fed breast milk. Children with four or more ACEs were significantly under-represented among them.



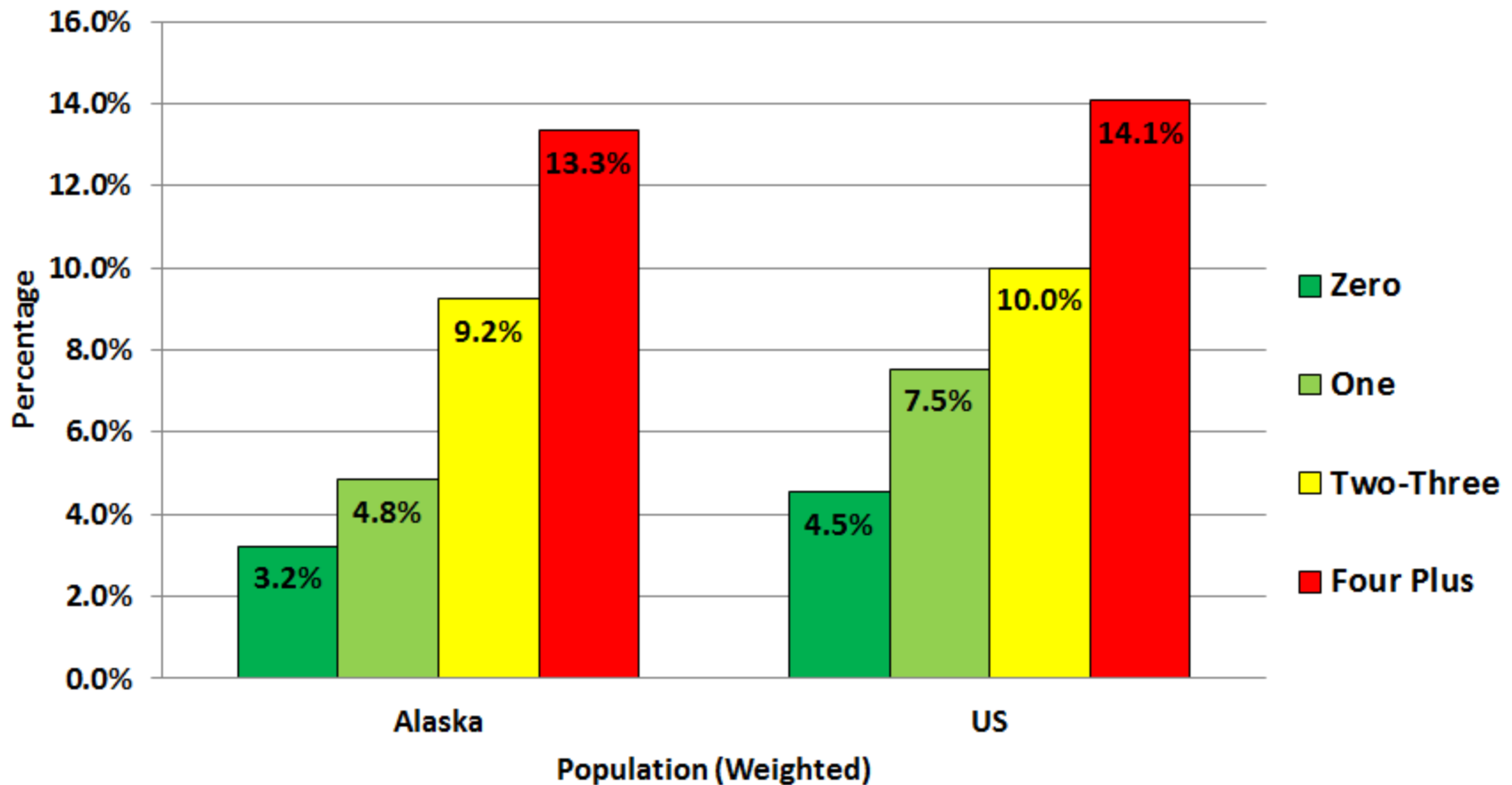
***The comparison between Alaska and the U.S. does not necessarily indicate a statistically different level of outcome between the two populations but is displayed to show the similarity between the two samples.**

Source: Child and Adolescent Health Management Initiative (2012). "2011-2012 National Survey of Children's Health (2012), U.S. Department of Health and Human Services, Health Resources and Services Administration. Graphics and analysis done by the Alaska Mental Health Board and Advisory Board on Alcoholism and Drug Abuse Staff

ADVERSE CHILDHOOD EXPERIENCES ENVIRONMENT – NEGATIVE AND POSITIVE



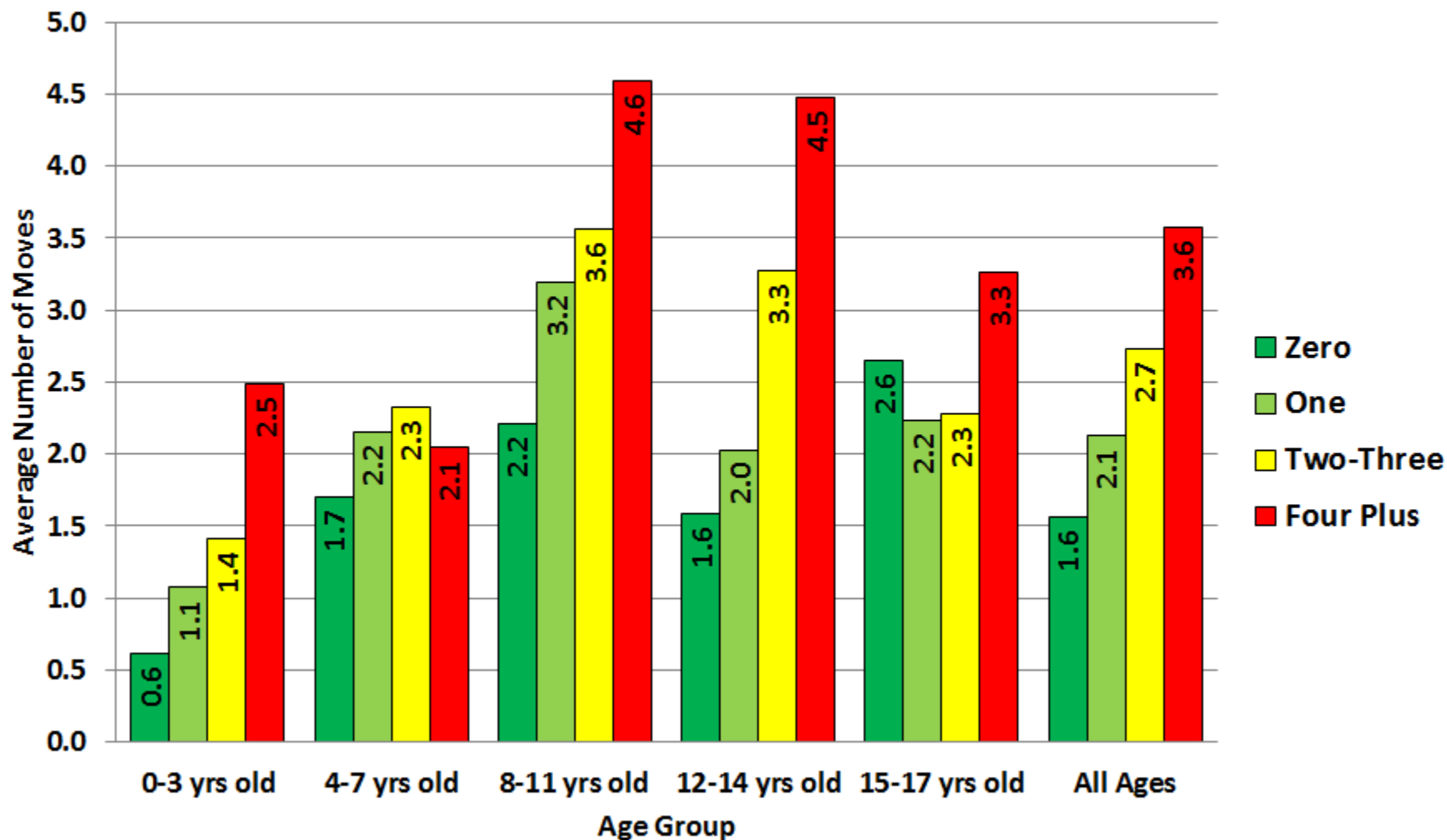
Percentage of Alaskan Children Who Are Limited in Their Ability to Do Things Their Peers Can Do* by ACE Score



*The comparison between Alaska and the U.S. does not necessarily indicate a statistically different level of outcome between the two populations but is displayed to show the similarity between the two samples.

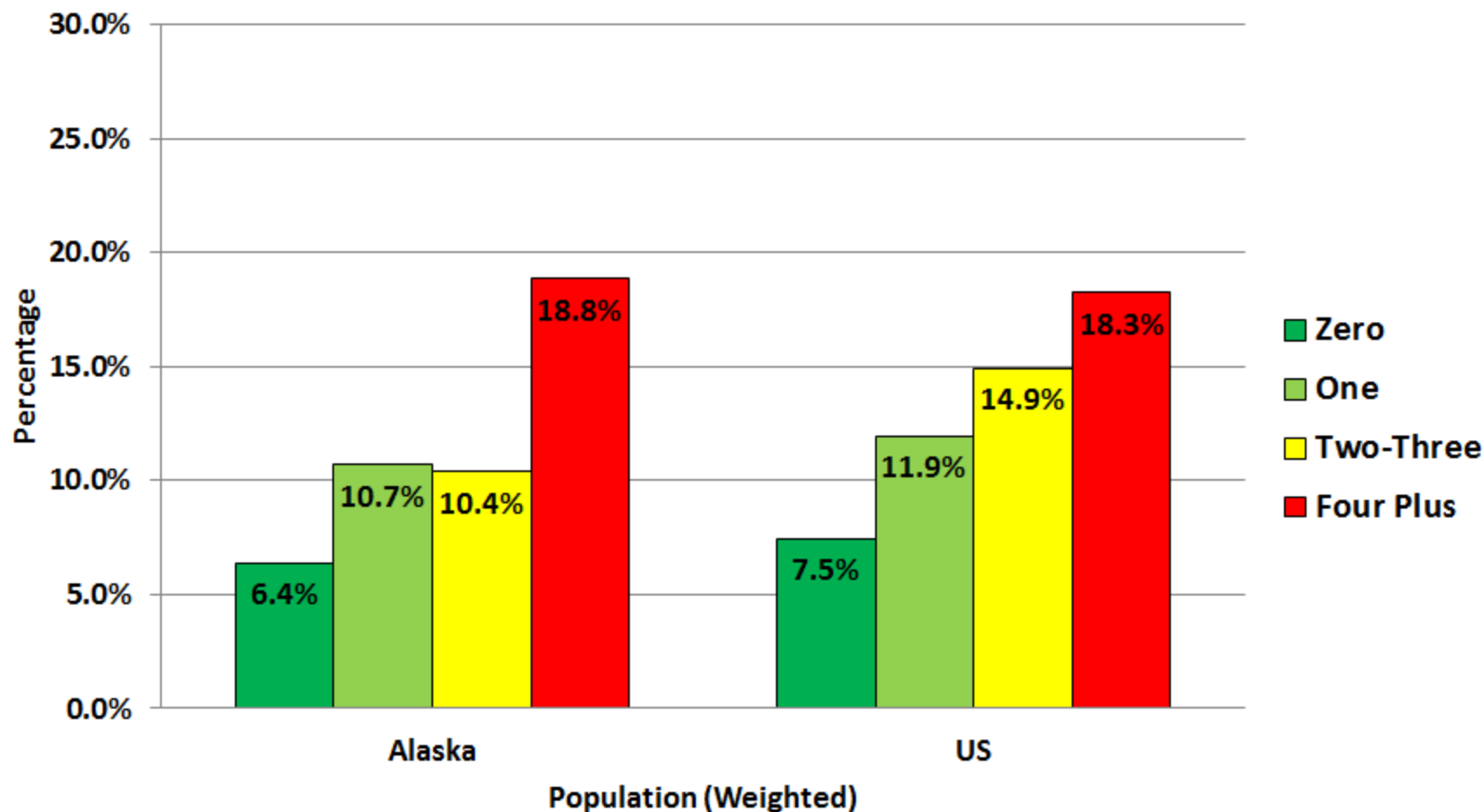
Source: Child and Adolescent Health Management Initiative (2012). "2011-2012 National Survey of Children's Health (2012), U.S. Department of Health and Human Services, Health Resources and Services Administration. Graphics and analysis done by the Alaska Mental Health Board and Advisory Board on Alcoholism and Drug Abuse Staff

Average Number of New Addresses for Alaskan Children and Youth by ACE Score and Age Group



Source: Child and Adolescent Health Management Initiative (2012). "2011-2012 National Survey of Children's Health (2012), U.S. Department of Health and Human Services, Health Resources and Services Administration. Graphics and analysis done by the Alaska Mental Health Board and Advisory Board on Alcoholism and Drug Abuse Staff

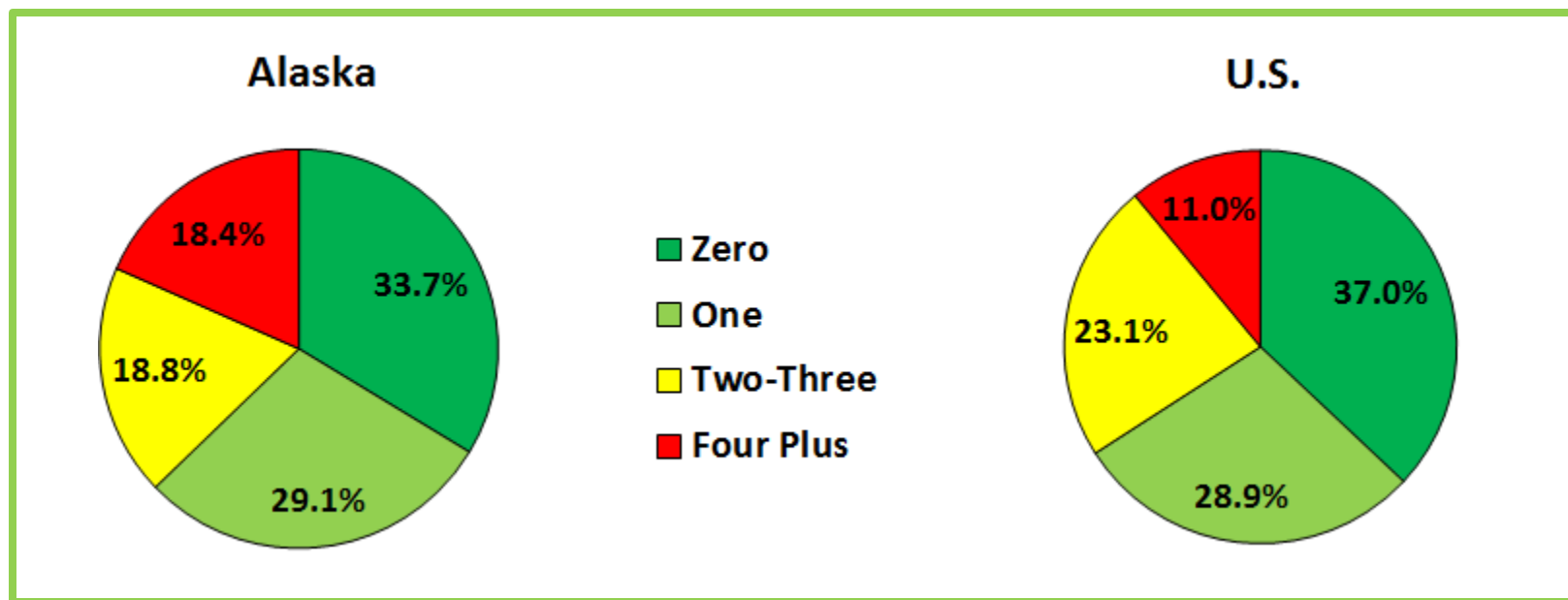
Percentage of Alaskan Children's Parent/Guardian Who Reported They Didn't Have an Adults They Could Trust by Child's ACE Score



*The comparison between Alaska and the U.S. does not necessarily indicate a statistically different level of outcome between the two populations but is displayed to show the similarity between the two samples.

Source: Child and Adolescent Health Management Initiative (2012). "2011-2012 National Survey of Children's Health (2012), U.S. Department of Health and Human Services, Health Resources and Services Administration. Graphics and analysis done by the Alaska Mental Health Board and Advisory Board on Alcoholism and Drug Abuse Staff

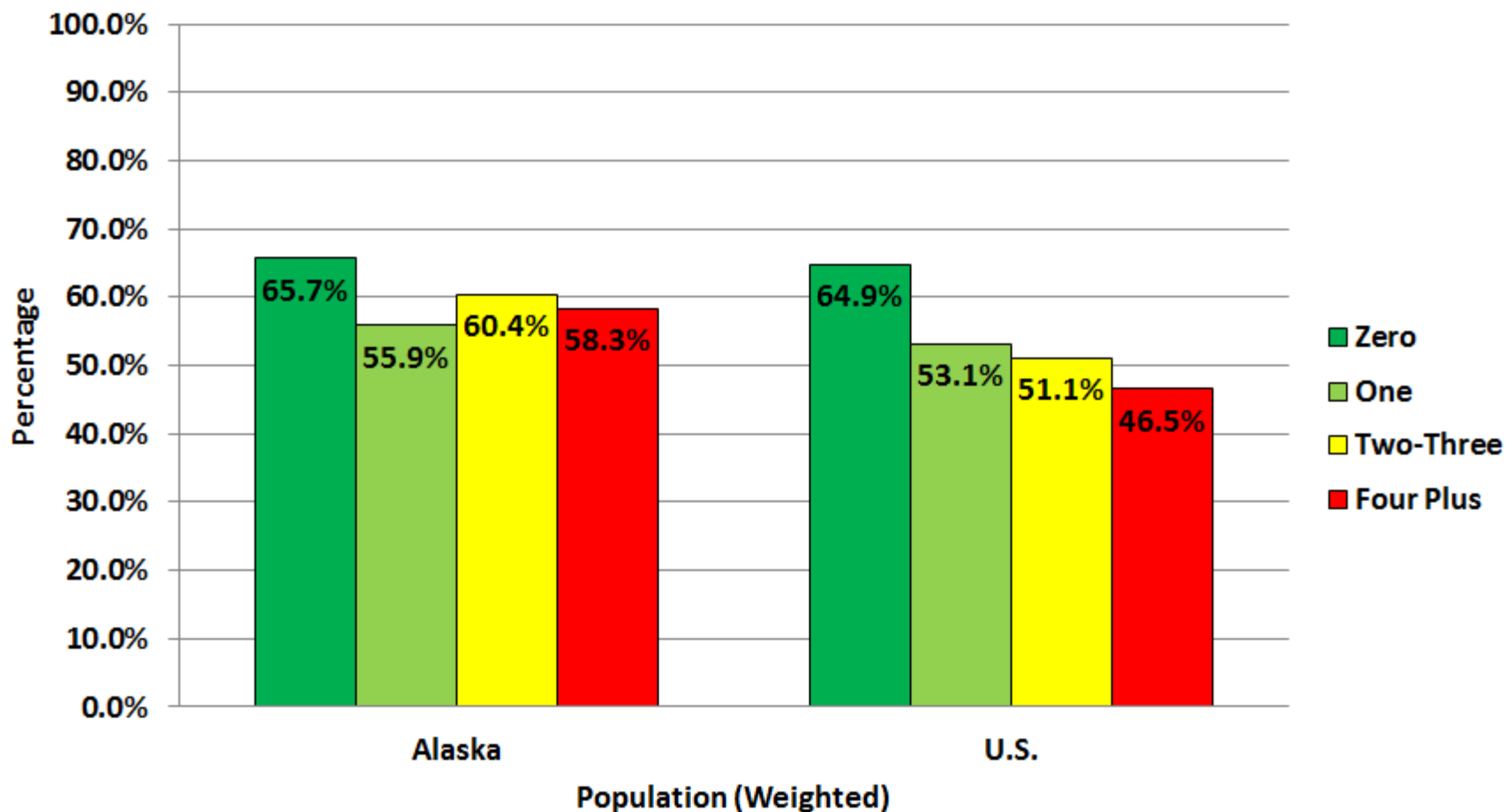
It is estimated that approximately 17,000 parents or guardians of Alaskan children and youth didn't have another adults on which they could rely. Approximately one third of those were raising a child with two or more ACEs



***The comparison between Alaska and the U.S. does not necessarily indicate a statistically different level of outcome between the two populations but is displayed to show the similarity between the two samples.**

Source: Child and Adolescent Health Management Initiative (2012). "2011-2012 National Survey of Children's Health (2012), U.S. Department of Health and Human Services, Health Resources and Services Administration. Graphics and analysis done by the Alaska Mental Health Board and Advisory Board on Alcoholism and Drug Abuse Staff

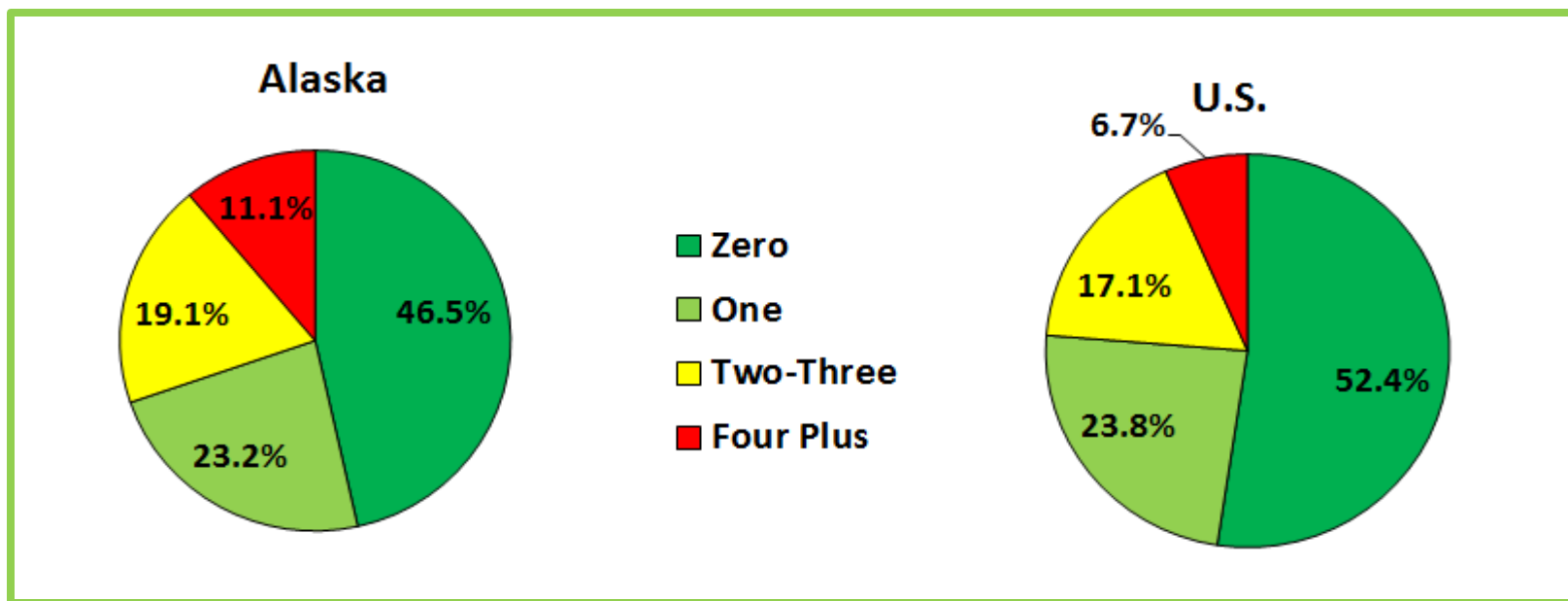
Percentage of Children and Youth who Participated in an Organized Sport in the Past Year by ACE Score



***The comparison between Alaska and the U.S. does not necessarily indicate a statistically different level of outcome between the two populations but is displayed to show the similarity between the two samples.**

Source: Child and Adolescent Health Management Initiative (2012). "2011-2012 National Survey of Children's Health (2012), U.S. Department of Health and Human Services, Health Resources and Services Administration. Graphics and analysis done by the Alaska Mental Health Board and Advisory Board on Alcoholism and Drug Abuse Staff

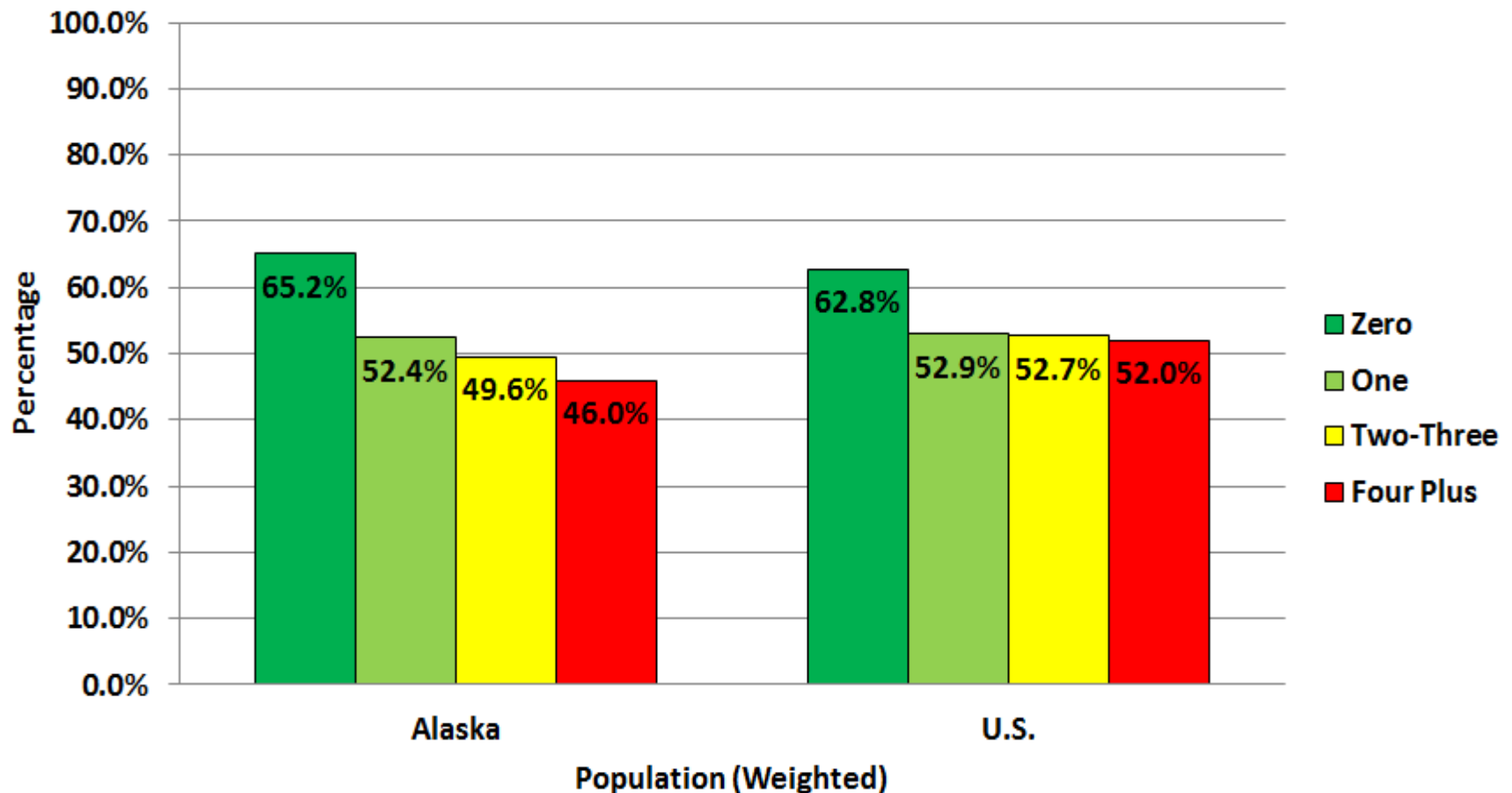
It is estimated that approximately 74,700 Alaskan children and youth participated in an organized sport. Approximately 22,600 had already experienced two or more ACEs.



***The comparison between Alaska and the U.S. does not necessarily indicate a statistically different level of outcome between the two populations but is displayed to show the similarity between the two samples.**

Source: Child and Adolescent Health Management Initiative (2012). "2011-2012 National Survey of Children's Health (2012), U.S. Department of Health and Human Services, Health Resources and Services Administration. Graphics and analysis done by the Alaska Mental Health Board and Advisory Board on Alcoholism and Drug Abuse Staff

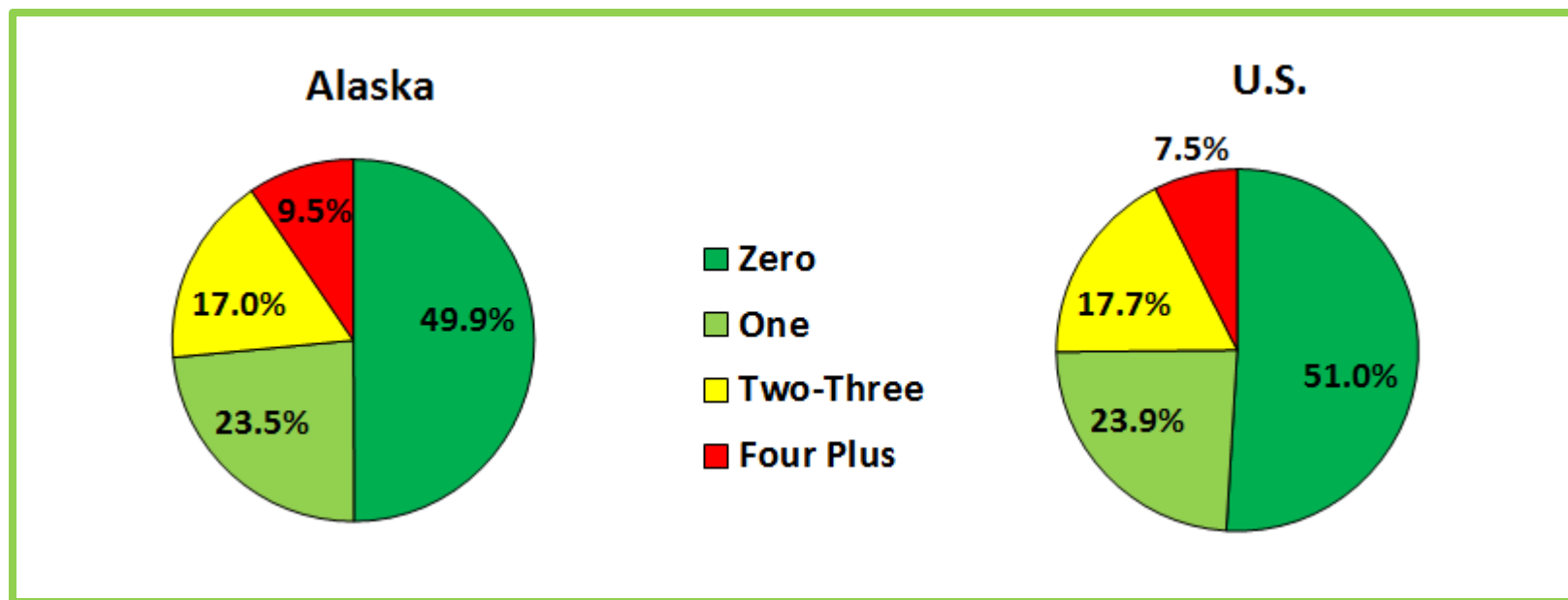
Percentage of Children and Youth who Participated in an Organized Club in the Previous Year by ACE Score



***The comparison between Alaska and the U.S. does not necessarily indicate a statistically different level of outcome between the two populations but is displayed to show the similarity between the two samples.**

Source: Child and Adolescent Health Management Initiative (2012). "2011-2012 National Survey of Children's Health (2012), U.S. Department of Health and Human Services, Health Resources and Services Administration. Graphics and analysis done by the Alaska Mental Health Board and Advisory Board on Alcoholism and Drug Abuse Staff

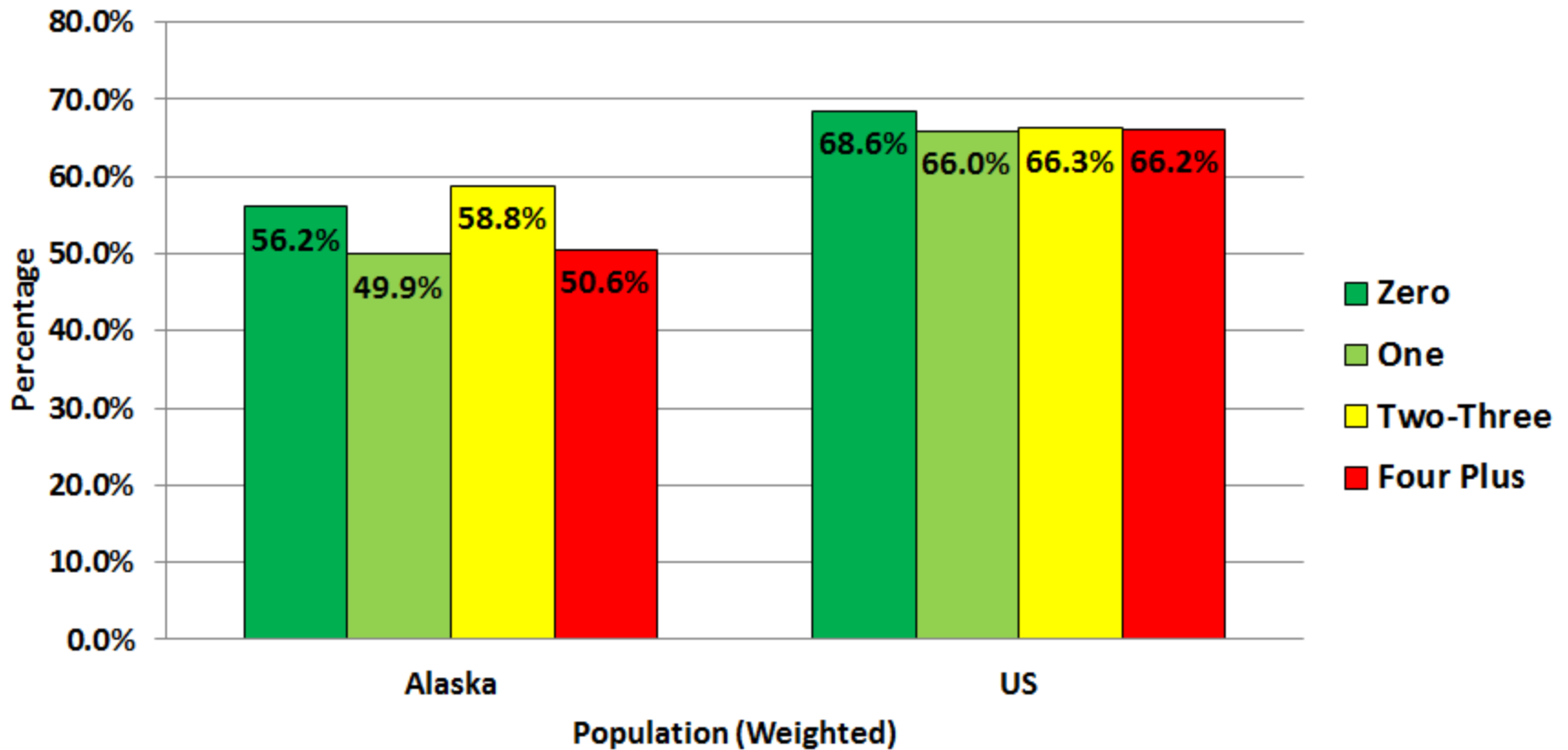
It is estimated that approximately 69,000 Alaskan children and youth participated in an organized clubs and organizations. Approximately 18,300 had already experienced two or more ACEs.



***The comparison between Alaska and the U.S. does not necessarily indicate a statistically different level of outcome between the two populations but is displayed to show the similarity between the two samples.**

Source: Child and Adolescent Health Management Initiative (2012). "2011-2012 National Survey of Children's Health (2012), U.S. Department of Health and Human Services, Health Resources and Services Administration. Graphics and analysis done by the Alaska Mental Health Board and Advisory Board on Alcoholism and Drug Abuse Staff

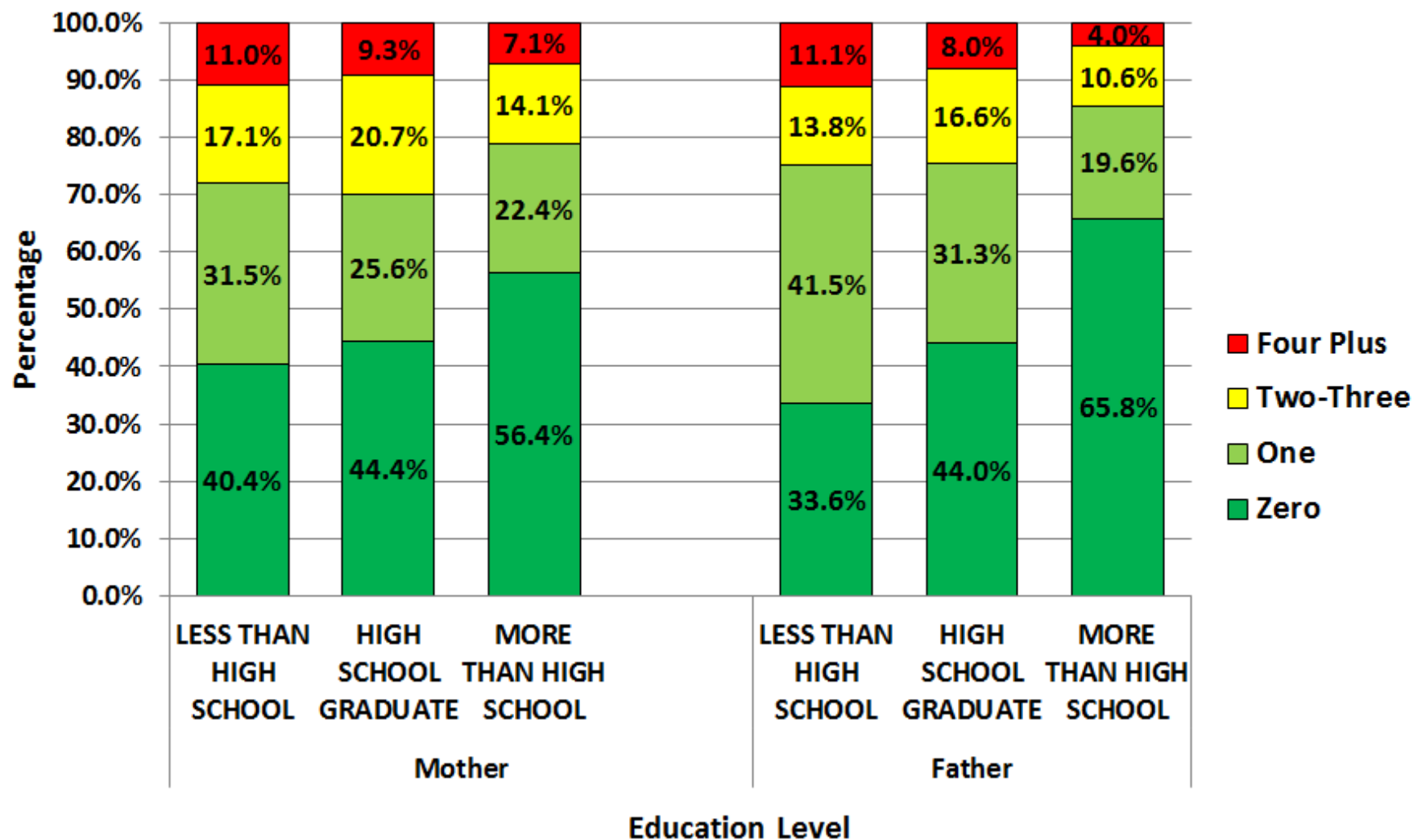
Percentage of Children and Youth who Attended Church from at Least Once per Month, at Least Once per Week or Daily* by ACE Score



*The comparison between Alaska and the U.S. does not necessarily indicate a statistically different level of outcome between the two populations but is displayed to show the similarity between the two samples.

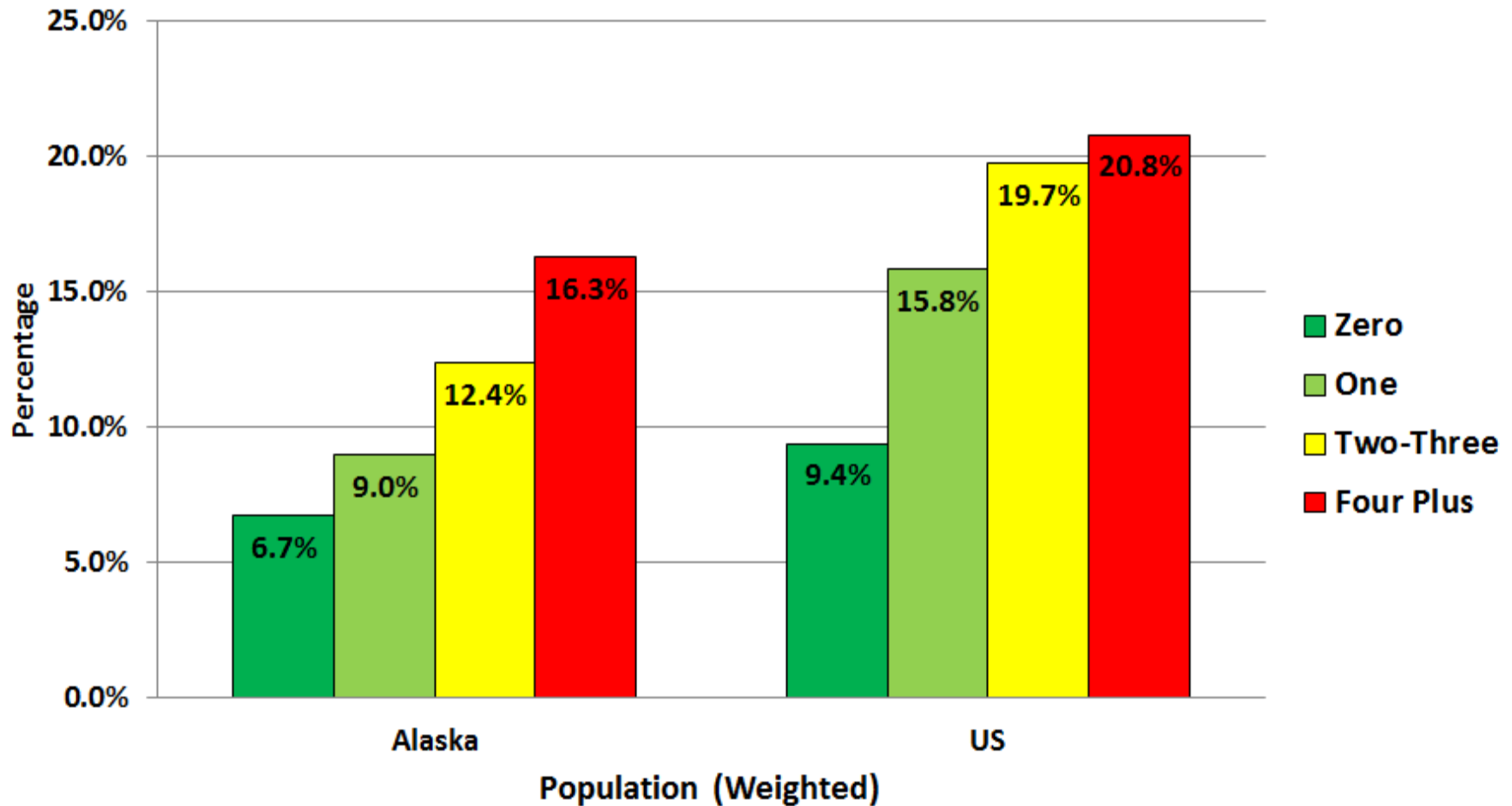
Source: Child and Adolescent Health Management Initiative (2012). "2011-2012 National Survey of Children's Health (2012), U.S. Department of Health and Human Services, Health Resources and Services Administration. Graphics and analysis done by the Alaska Mental Health Board and Advisory Board on Alcoholism and Drug Abuse Staff

The Education Level of Alaskan Mothers and Fathers by Their Children's ACE Score



Source: Child and Adolescent Health Management Initiative (2012). "2011-2012 National Survey of Children's Health (2012), U.S. Department of Health and Human Services, Health Resources and Services Administration. Graphics and analysis done by the Alaska Mental Health Board and Advisory Board on Alcoholism and Drug Abuse Staff


Percentage of Alaskan Children's Parents Who Never or Sometimes Feel That Their Child is Safe in Their Neighborhood* by ACE Score



*The comparison between Alaska and the U.S. does not necessarily indicate a statistically different level of outcome between the two populations but is displayed to show the similarity between the two samples.

Source: Child and Adolescent Health Management Initiative (2012). "2011-2012 National Survey of Children's Health (2012), U.S. Department of Health and Human Services, Health Resources and Services Administration. Graphics and analysis done by the Alaska Mental Health Board and Advisory Board on Alcoholism and Drug Abuse Staff

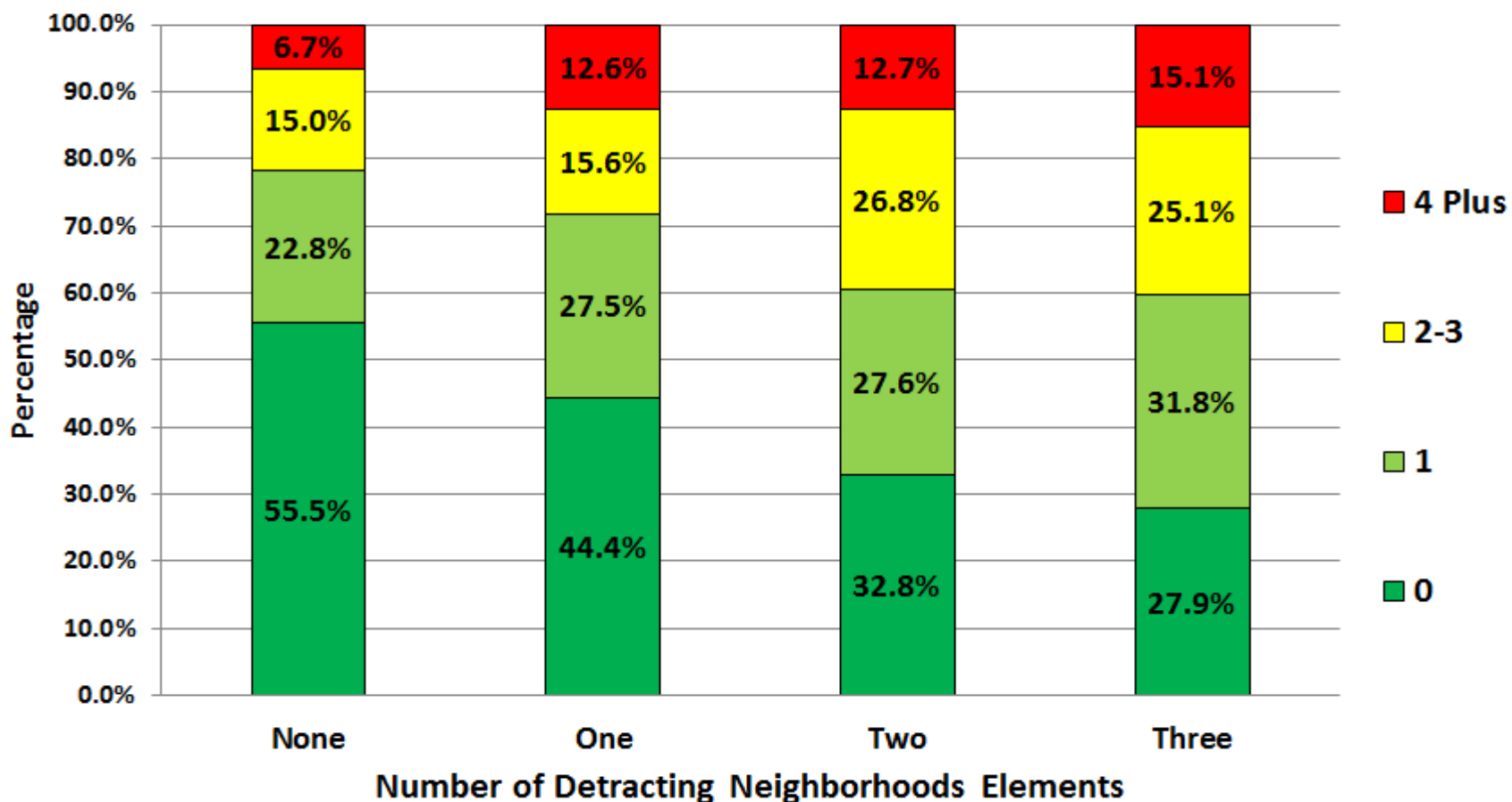
It is estimated that approximately 16,700 Alaskan were never or only sometimes safe in their neighborhoods. Children with two or more ACEs were twice as likely to experience this than children with zero ACEs.



***The comparison between Alaska and the U.S. does not necessarily indicate a statistically different level of outcome between the two populations but is displayed to show the similarity between the two samples.**

Source: Child and Adolescent Health Management Initiative (2012). "2011-2012 National Survey of Children's Health (2012), U.S. Department of Health and Human Services, Health Resources and Services Administration. Graphics and analysis done by the Alaska Mental Health Board and Advisory Board on Alcoholism and Drug Abuse Staff

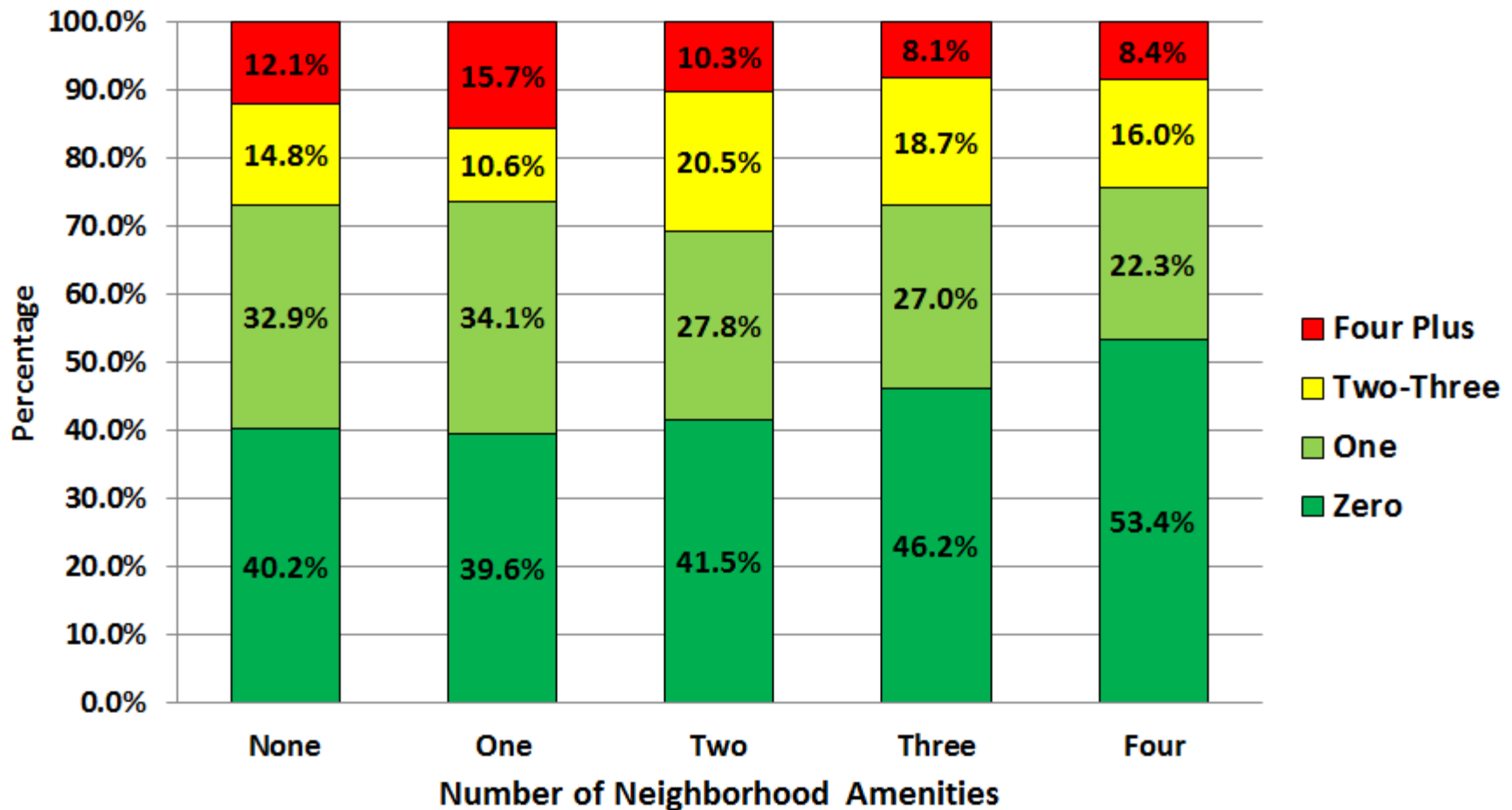
Percentage of Alaskan Children & Youth by the Number of Detracting Neighborhood Elements* with which They Live by ACE Score



*Does the neighborhood have litter or garbage?
 Does the neighborhood have dilapidated housing?
 Does the neighborhood have broken windows and graffiti?

Source: Child and Adolescent Health Management Initiative (2012). "2011-2012 National Survey of Children's Health (2012), U.S. Department of Health and Human Services, Health Resources and Services Administration. Graphics and analysis done by the Alaska Mental Health Board and Advisory Board on Alcoholism and Drug Abuse Staff

Percentage of Alaskan Children and Youth by the Number of Neighborhood Amenities* Around which They Live by ACE Score

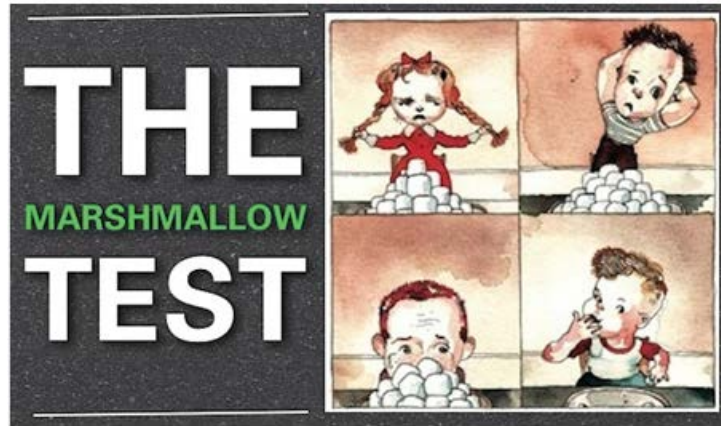


*Sidewalks, Parks/Playgrounds, Recreation Center, Library

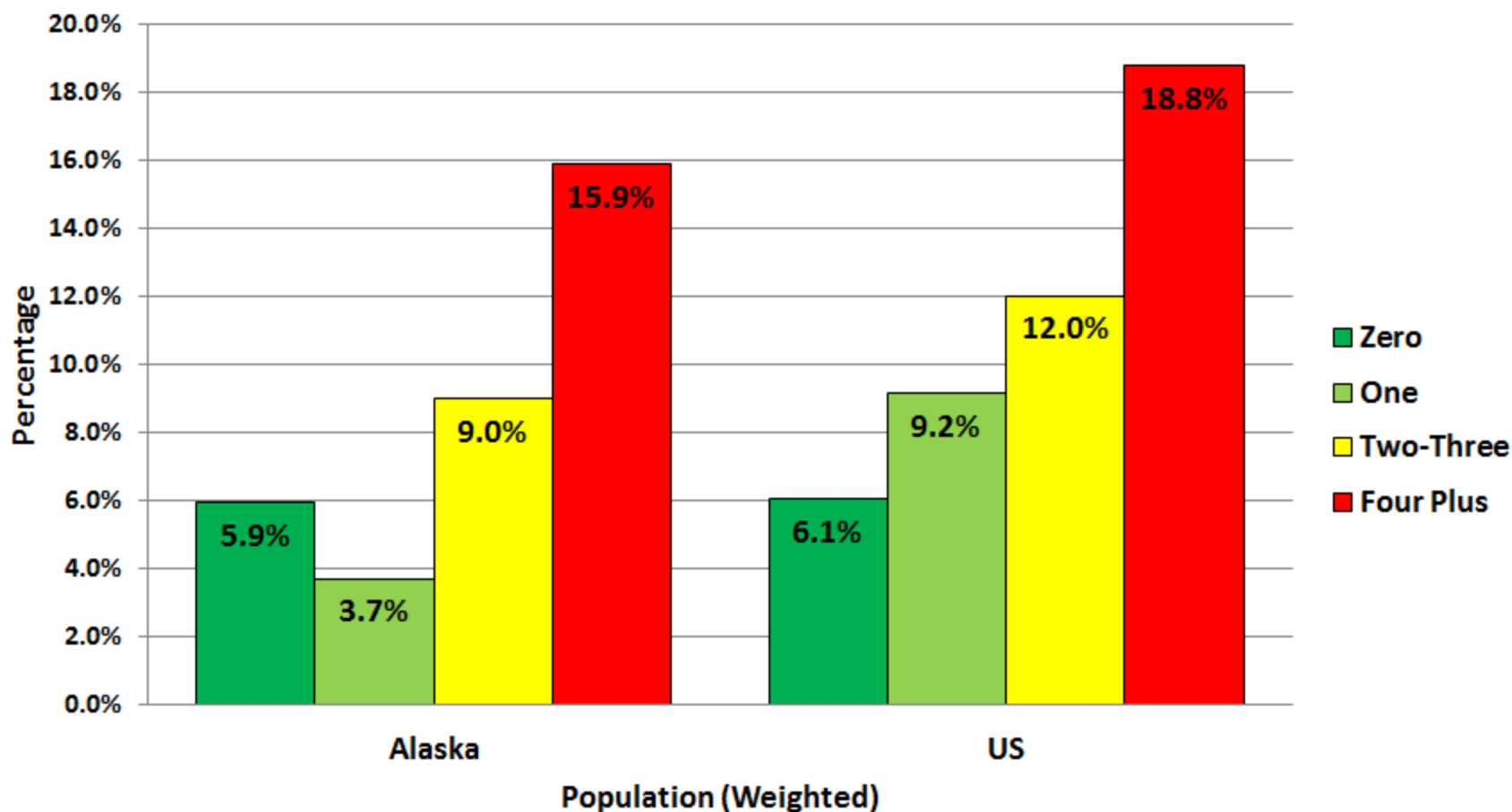
Source: Child and Adolescent Health Management Initiative (2012). "2011-2012 National Survey of Children's Health (2012), U.S. Department of Health and Human Services, Health Resources and Services Administration. Graphics and analysis done by the Alaska Mental Health Board and Advisory Board on Alcoholism and Drug Abuse Staff

ADVERSE CHILDHOOD EXPERIENCES

SELF-REGULATION




Percentage of Children and Youth who Never or Rarely Follow Through with Tasks by ACE Score



*The comparison between Alaska and the U.S. does not necessarily indicate a statistically different level of outcome between the two populations but is displayed to show the similarity between the two samples.

Source: Child and Adolescent Health Management Initiative (2012). "2011-2012 National Survey of Children's Health (2012), U.S. Department of Health and Human Services, Health Resources and Services Administration. Graphics and analysis done by the Alaska Mental Health Board and Advisory Board on Alcoholism and Drug Abuse Staff

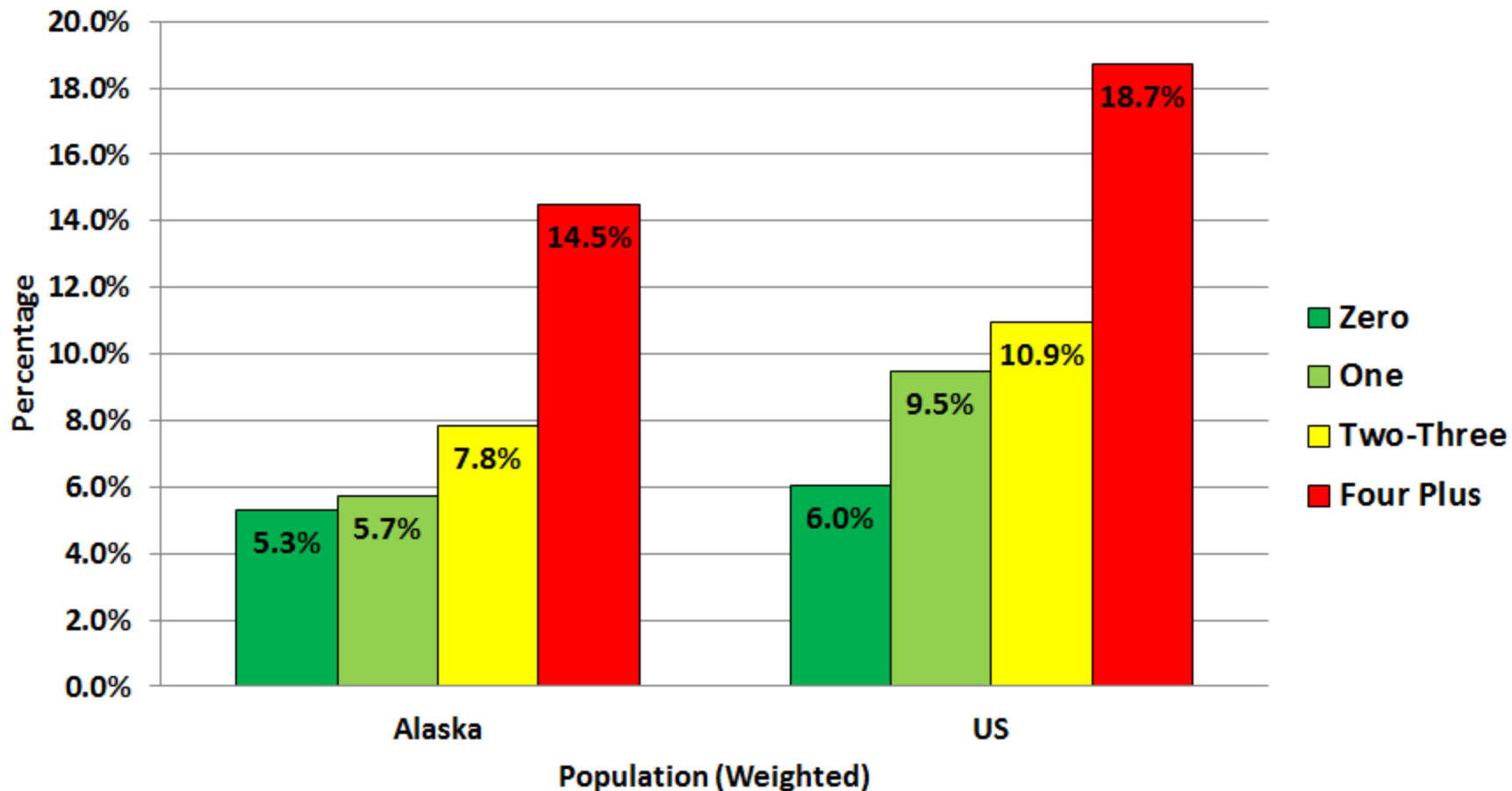
It is estimated that approximately 8,600 Alaskan children and youth rarely or never follow through on tasks they start. Of this who have difficulty more than half have two or more ACEs



***The comparison between Alaska and the U.S. does not necessarily indicate a statistically different level of outcome between the two populations but is displayed to show the similarity between the two samples.**

Source: Child and Adolescent Health Management Initiative (2012). "2011-2012 National Survey of Children's Health (2012), U.S. Department of Health and Human Services, Health Resources and Services Administration. Graphics and analysis done by the Alaska Mental Health Board and Advisory Board on Alcoholism and Drug Abuse Staff

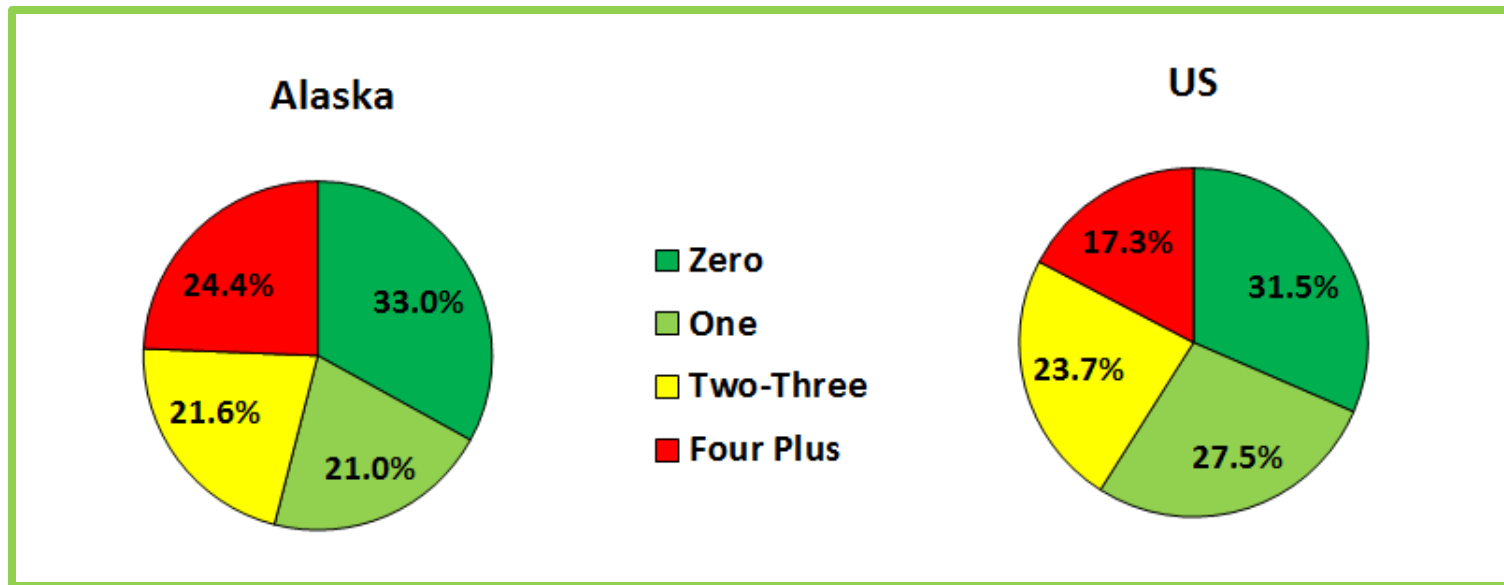
Percentage of Children and Youth who Rarely or Never Stay Calm When Challenged by ACE Score



*The comparison between Alaska and the U.S. does not necessarily indicate a statistically different level of outcome between the two populations but is displayed to show the similarity between the two samples.

Source: Child and Adolescent Health Management Initiative (2012). "2011-2012 National Survey of Children's Health (2012), U.S. Department of Health and Human Services, Health Resources and Services Administration. Graphics and analysis done by the Alaska Mental Health Board and Advisory Board on Alcoholism and Drug Abuse Staff

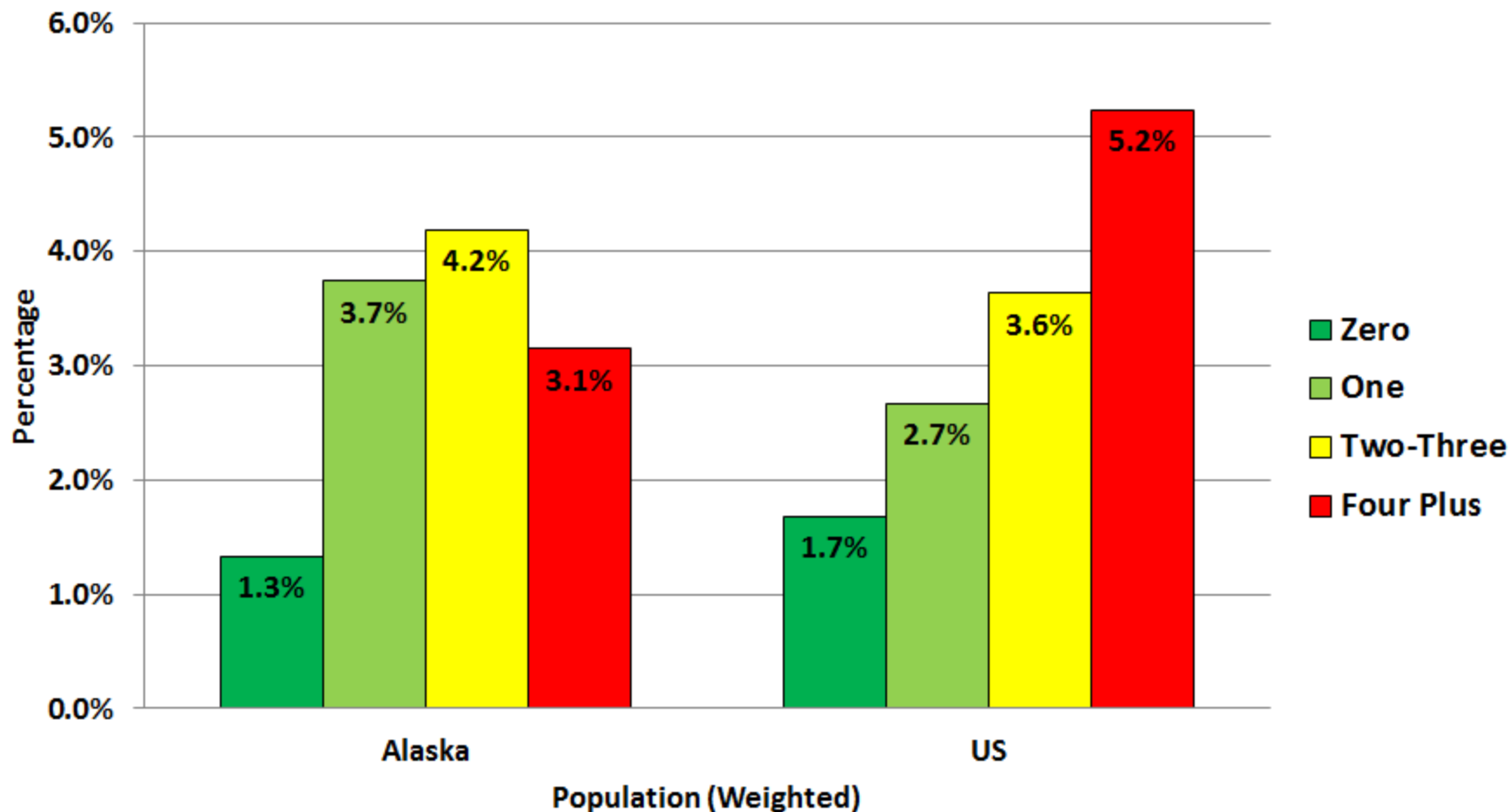
It is estimated that approximately 8,500 Alaskan children and youth rarely or never stay calm when faced with a challenge. Of this who have difficulty About 46% have two or more ACEs



***The comparison between Alaska and the U.S. does not necessarily indicate a statistically different level of outcome between the two populations but is displayed to show the similarity between the two samples.**

Source: Child and Adolescent Health Management Initiative (2012). "2011-2012 National Survey of Children's Health (2012), U.S. Department of Health and Human Services, Health Resources and Services Administration. Graphics and analysis done by the Alaska Mental Health Board and Advisory Board on Alcoholism and Drug Abuse Staff

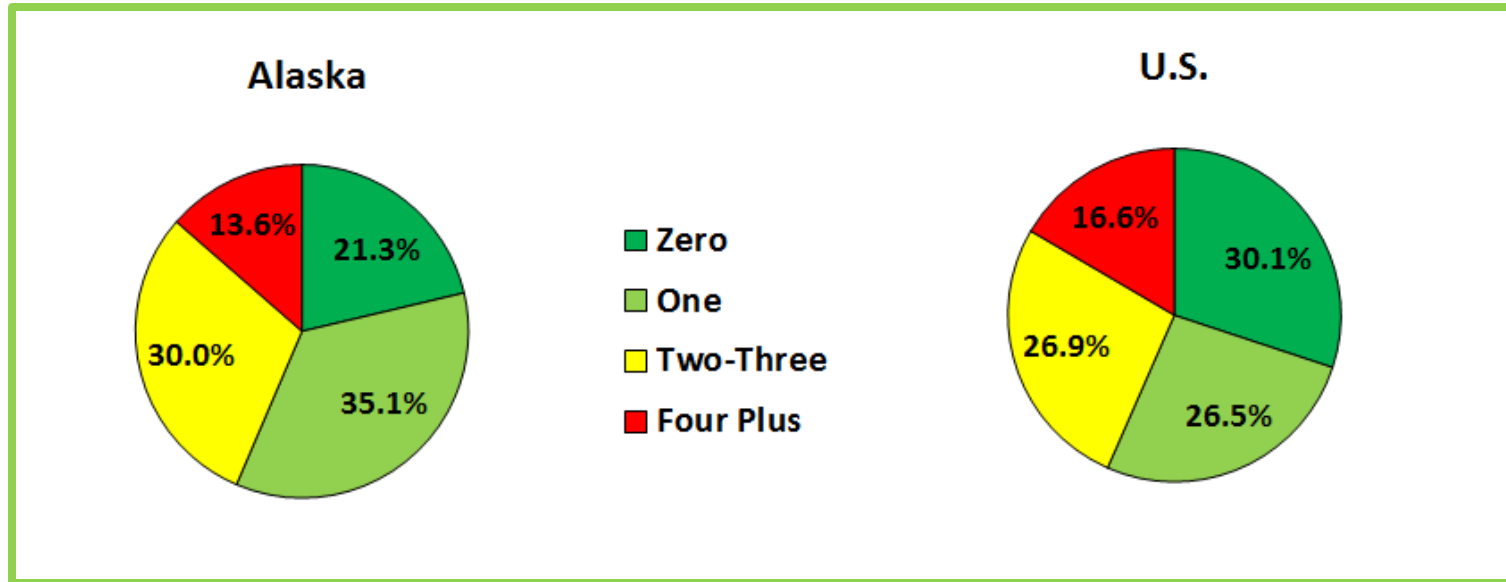
Percentage of Children and Youth who Rarely or Never Show Interest or Curiosity in Learning New Things by ACE Score



*The comparison between Alaska and the U.S. does not necessarily indicate a statistically different level of outcome between the two populations but is displayed to show the similarity between the two samples.

Source: Child and Adolescent Health Management Initiative (2012). "2011-2012 National Survey of Children's Health (2012), U.S. Department of Health and Human Services, Health Resources and Services Administration. Graphics and analysis done by the Alaska Mental Health Board and Advisory Board on Alcoholism and Drug Abuse Staff

It is estimated that approximately 3,300 Alaskan children and youth rarely or never show interest or curiosity in learning new things. Of those who have difficulty about 44% have two or more ACEs

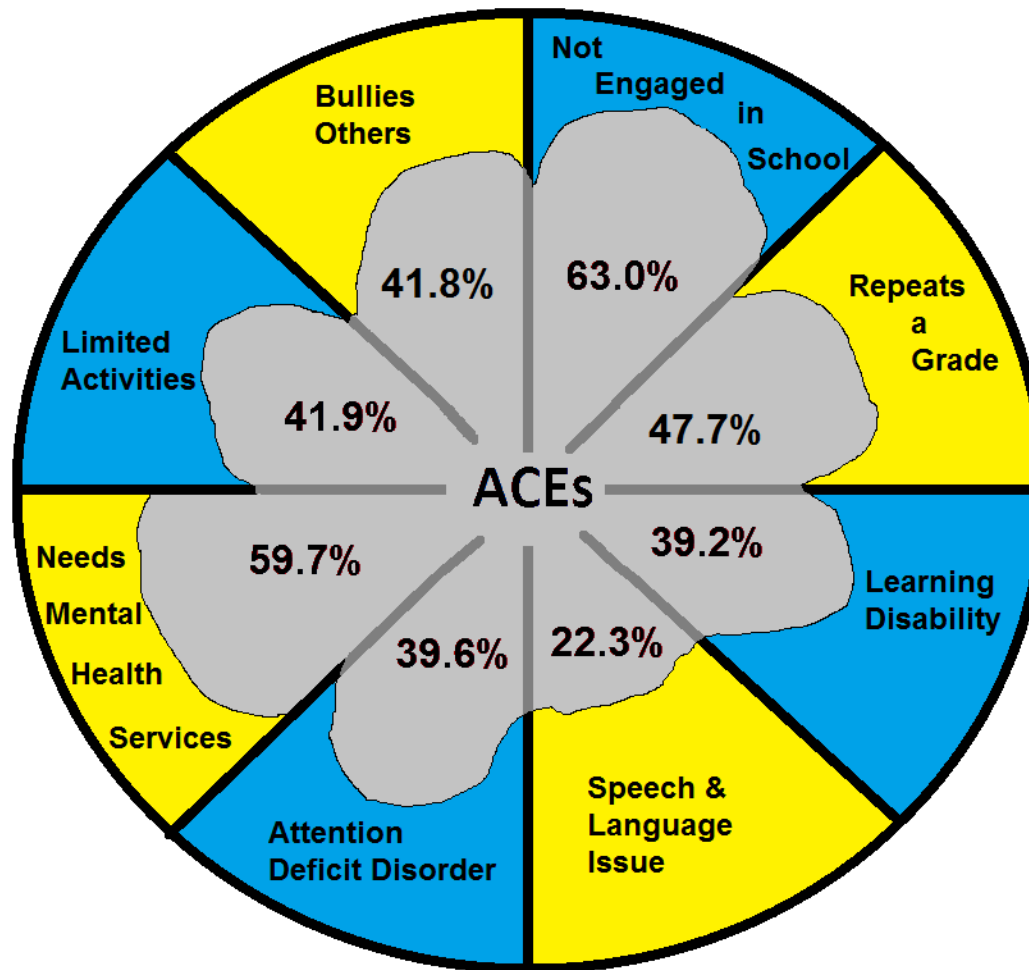


***The comparison between Alaska and the U.S. does not necessarily indicate a statistically different level of outcome between the two populations but is displayed to show the similarity between the two samples.**

Source: Child and Adolescent Health Management Initiative (2012). "2011-2012 National Survey of Children's Health (2012), U.S. Department of Health and Human Services, Health Resources and Services Administration. Graphics and analysis done by the Alaska Mental Health Board and Advisory Board on Alcoholism and Drug Abuse Staff

ADVERSE CHILDHOOD EXPERIENCES ECONOMIC CONSIDERATIONS

Population Attributable Fraction



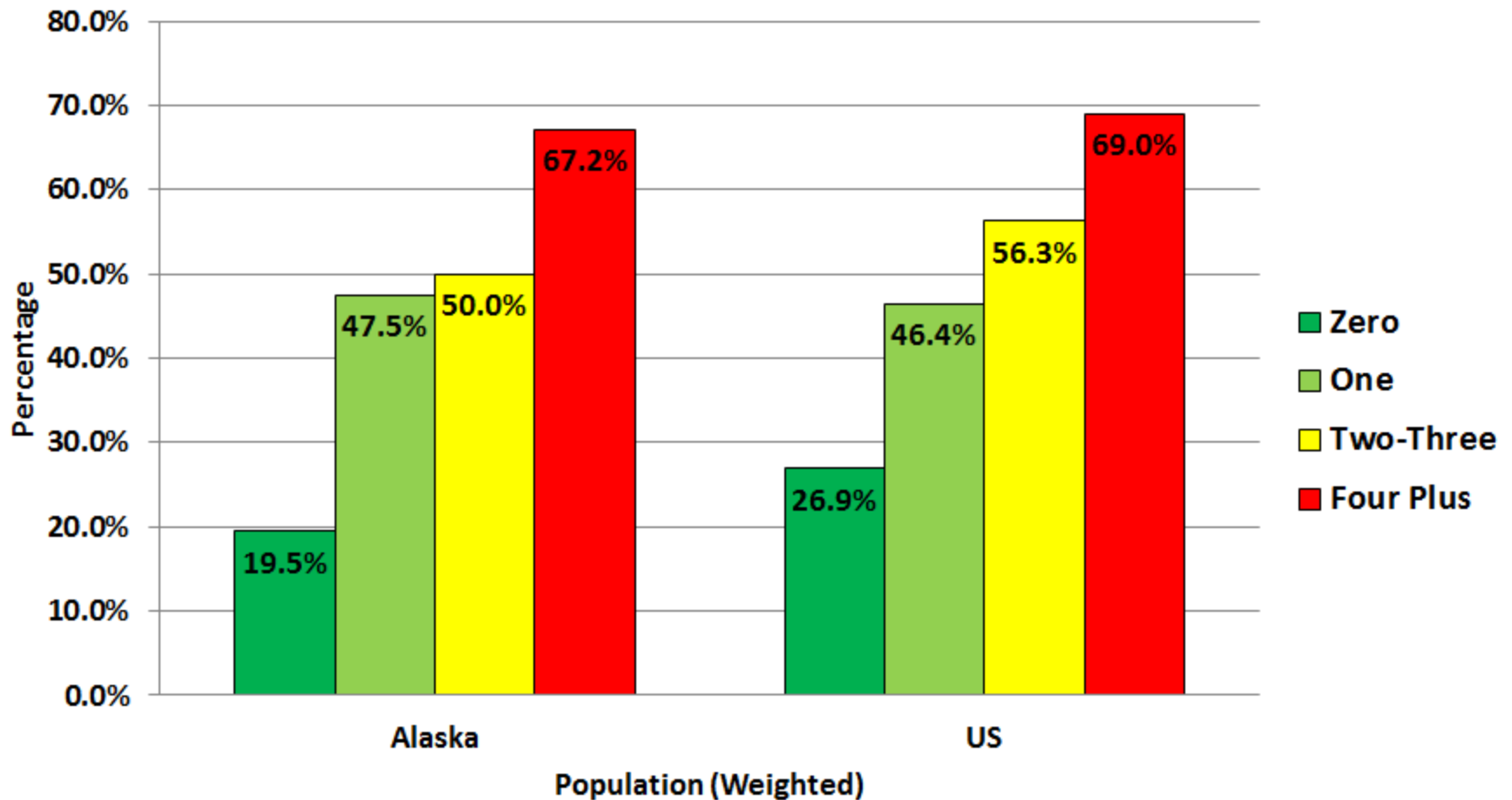
Source: Child and Adolescent Health Management Initiative (2012). "2011-2012 National Survey of Children's Health (2012), U.S. Department of Health and Human Services, Health Resources and Services Administration. Graphics and analysis done by the Alaska Mental Health Board and Advisory Board on Alcoholism and Drug Abuse Staff

Type of Insurance for Alaska Children and Youth by ACE Score



Source: Child and Adolescent Health Management Initiative (2012). "2011-2012 National Survey of Children's Health (2012), U.S. Department of Health and Human Services, Health Resources and Services Administration. Graphics and analysis done by the Alaska Mental Health Board and Advisory Board on Alcoholism and Drug Abuse Staff

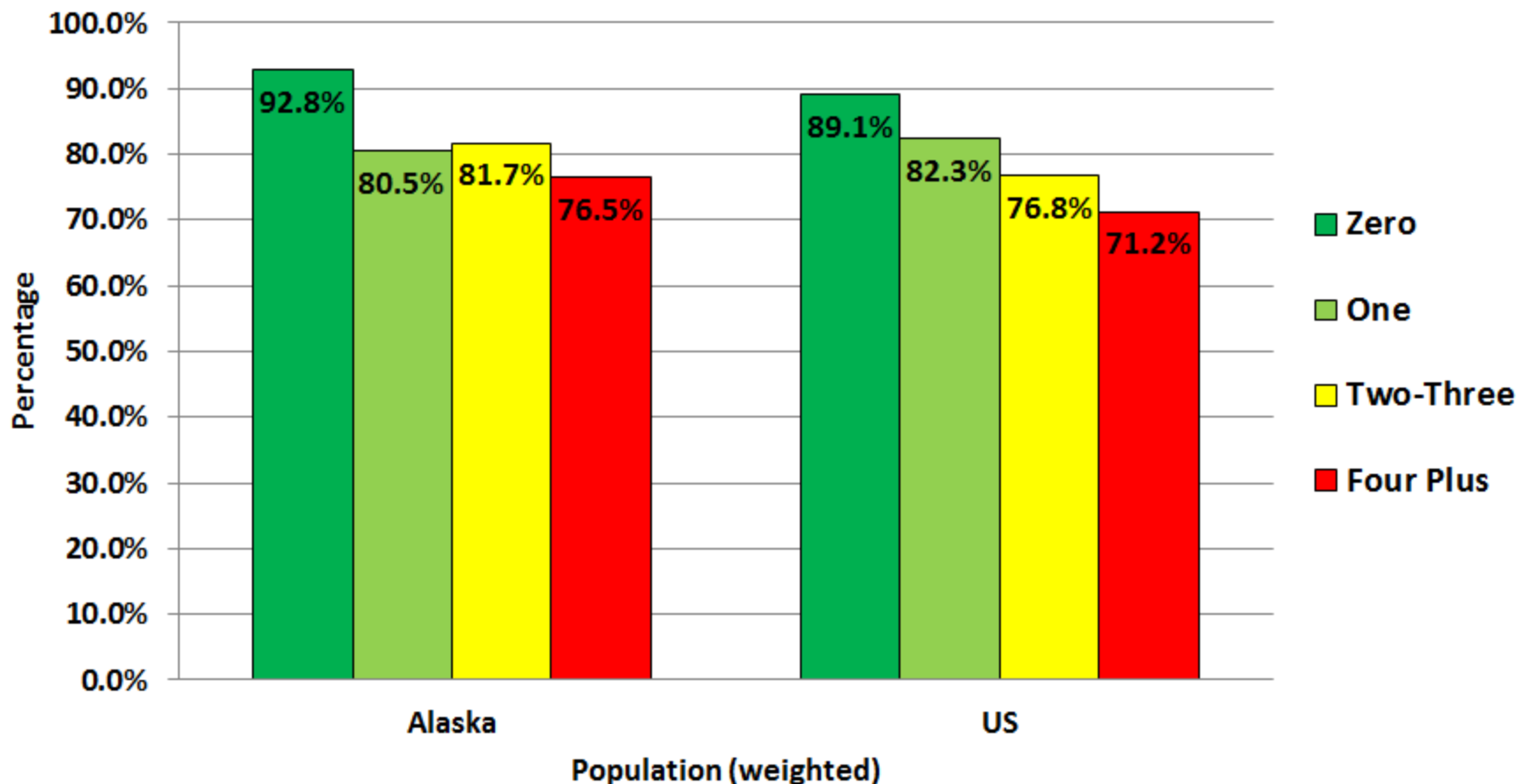
Percentage of Alaskan Children who Use Medicaid or CHIP* by ACE Score



*The comparison between Alaska and the U.S. does not necessarily indicate a statistically different level of outcome between the two populations but is displayed to show the similarity between the two samples.

Source: Child and Adolescent Health Management Initiative (2012). "2011-2012 National Survey of Children's Health (2012), U.S. Department of Health and Human Services, Health Resources and Services Administration. Graphics and analysis done by the Alaska Mental Health Board and Advisory Board on Alcoholism and Drug Abuse Staff

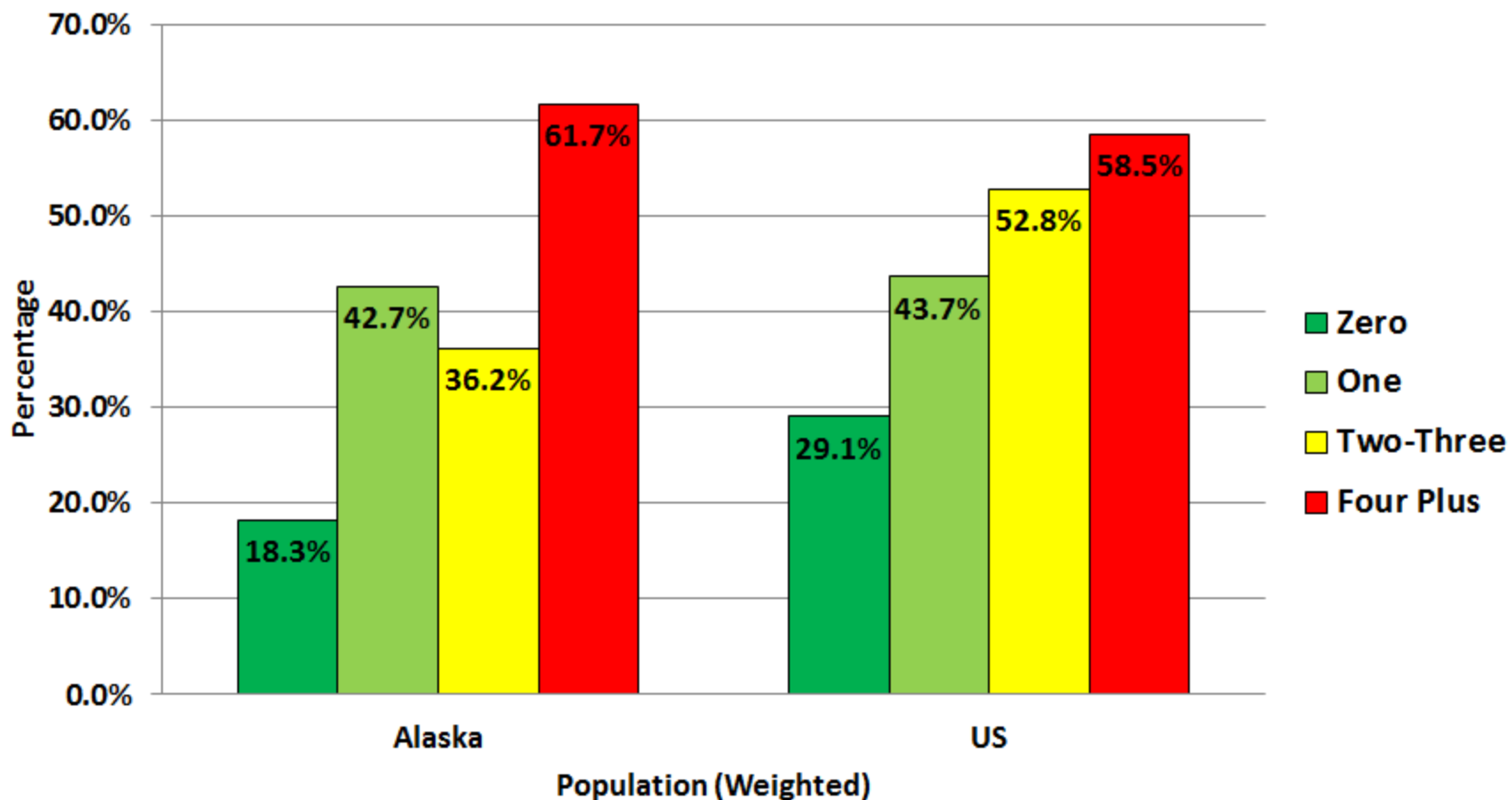
Percentage of Children and Youth who Lived in a Household in Which at Least One Person was Employed 50 of the Last 52 Weeks* by ACE Score



*The comparison between Alaska and the U.S. does not necessarily indicate a statistically different level of outcome between the two populations but is displayed to show the similarity between the two samples.

Source: Child and Adolescent Health Management Initiative (2012). "2011-2012 National Survey of Children's Health (2012), U.S. Department of Health and Human Services, Health Resources and Services Administration. Graphics and analysis done by the Alaska Mental Health Board and Advisory Board on Alcoholism and Drug Abuse Staff

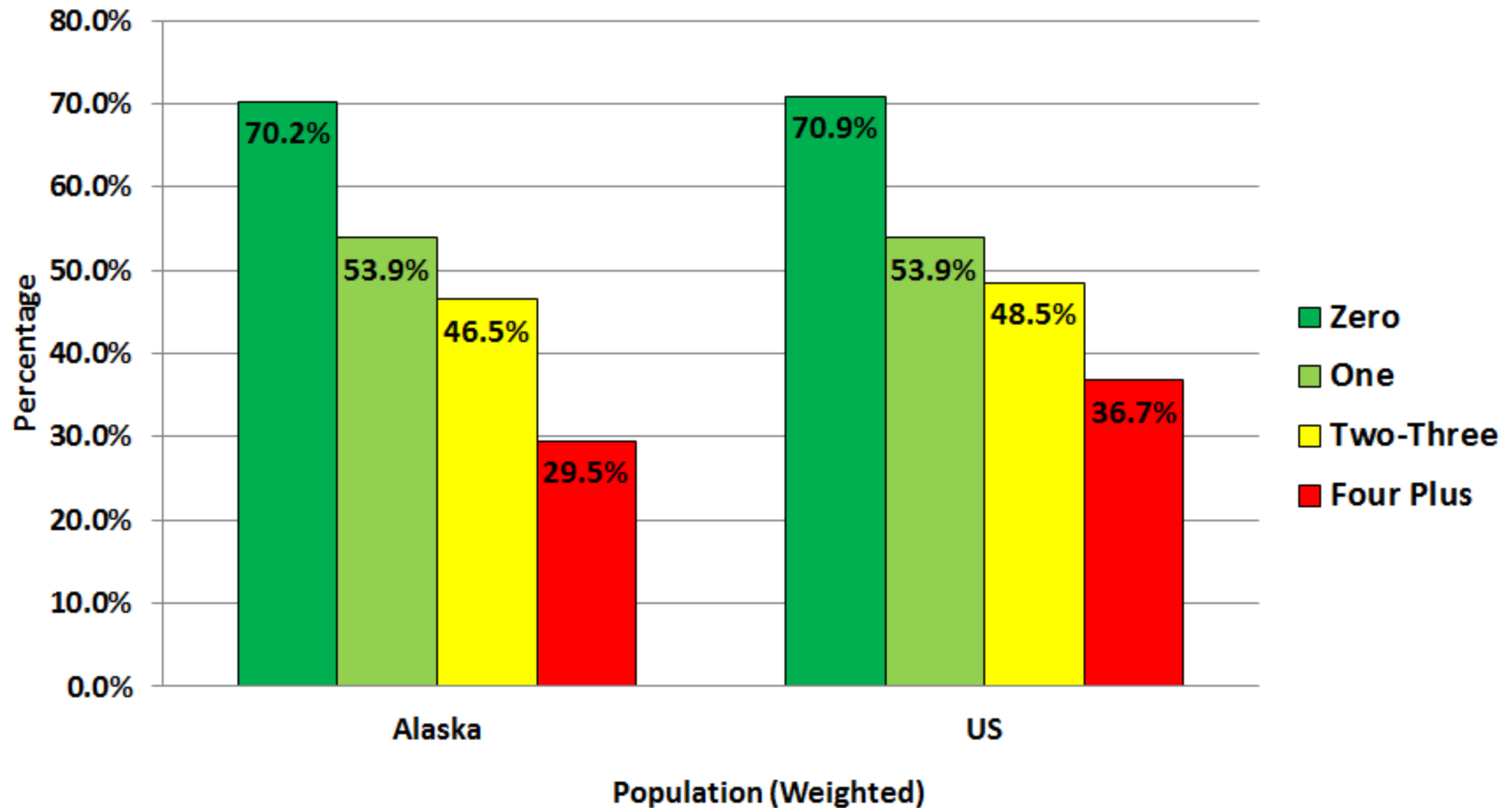
Percentage of Children who received Food Stamps or SNAP by ACE Score



*The comparison between Alaska and the U.S. does not necessarily indicate a statistically different level of outcome between the two populations but is displayed to show the similarity between the two samples.

Source: Child and Adolescent Health Management Initiative (2012). "2011-2012 National Survey of Children's Health (2012), U.S. Department of Health and Human Services, Health Resources and Services Administration. Graphics and analysis done by the Alaska Mental Health Board and Advisory Board on Alcoholism and Drug Abuse Staff

Percentage of Children and Youth who Live in A Home Owned by Their Parent/Guardian by ACE Score



*The comparison between Alaska and the U.S. does not necessarily indicate a statistically different level of outcome between the two populations but is displayed to show the similarity between the two samples.

Source: Child and Adolescent Health Management Initiative (2012). "2011-2012 National Survey of Children's Health (2012), U.S. Department of Health and Human Services, Health Resources and Services Administration. Graphics and analysis done by the Alaska Mental Health Board and Advisory Board on Alcoholism and Drug Abuse Staff