

State of Alaska Department of Administration

Public Defender Agency

Presentation to House Finance Subcommittee

Samantha Cherot, Public Defender

February 6, 2020



PDA: Overview

- **Mission: To provide constitutionally mandated legal representation to indigent clients appointed by the court.**
 - **83%-85% of all indigent appointments are handled by the Public Defender Agency**
 - **13 offices Statewide**

Criminal Litigation

- Misdemeanors
- Felonies
- Petitions to revoke probation & parole
- Juvenile Delinquency
- 5th Amendment

Civil Litigation

- Child in Need of Aid
- Commitment

Post-Conviction

- Appeals
 - Merit, Bail, Sentence
 - Petitions for post-conviction relief (PCR)

Administration

- Management
 - Legislation
 - Operations
 - Budget & Accounting
 - Records
 - AmeriCorps/HDP



PDA: Budget

Public Defender Agency	FY18 Mngmt Plan	FY19 Mngmt Plan	FY20 Mngmt Plan	FY21 Governor	% Change from FY18
UGF	24,450.7	25,798.1	25,801.4	27,264.8	11.5%
DGF	827.1	478.2	1,879.3	578.4	
OTHER	701.8	701.8	706.3	707.8	
FED					
TOTAL	25,979.6	26,978.1	28,387.0	28,551.0	9.9%



PDA: Challenges

• Workload, Retention & Recruitment

Workload Increases

- FY18 to FY19 Statewide Appointment Increases
 - ↑ 5% overall
 - ↑16% **unclassified felonies** (most serious)
 - ↑35% **unclassified** in Anchorage
 - ↑33% misdemeanors
 - ↑75% misdemeanors in Anchorage
 - ↑10% child in need of aid
- ↑53% Dillingham, ↑22% Kodiak, ↑18% Kenai
- ↑300% **A felonies** & ↑30% misdemeanors in Palmer

Retention

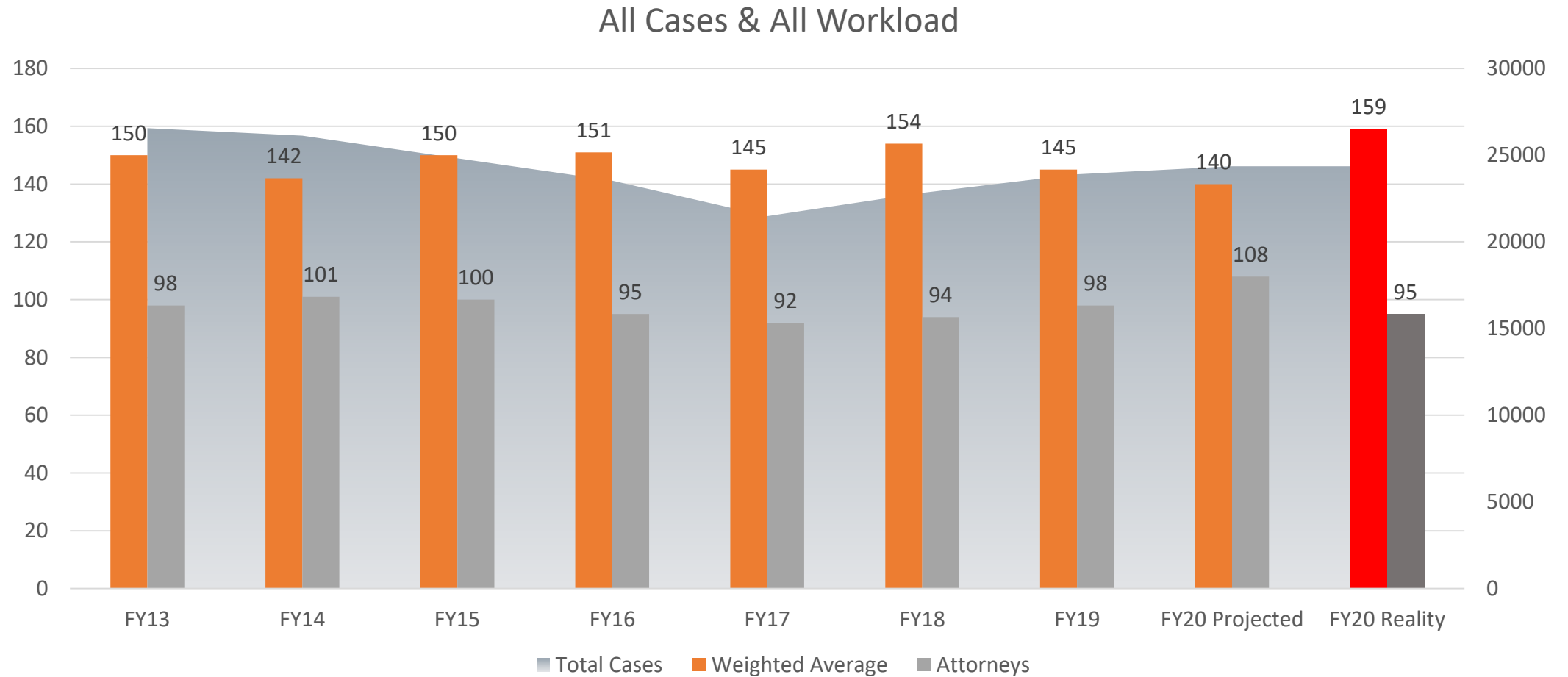
- Loss of highly skilled and experienced attorneys
- Increased training and supervision needs

Recruitment

- Vacancies increase backlog and workload, and decrease the effectiveness of efficiency initiatives

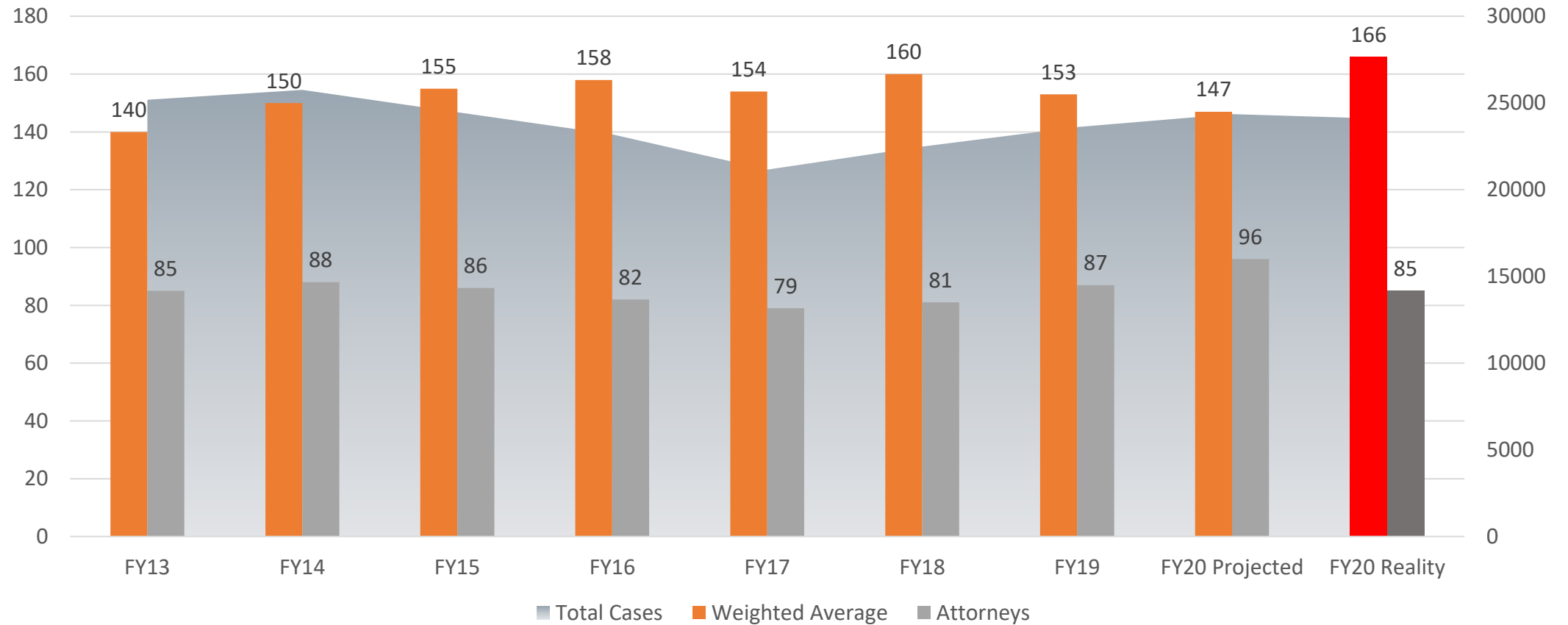


PDA: Workload Trends

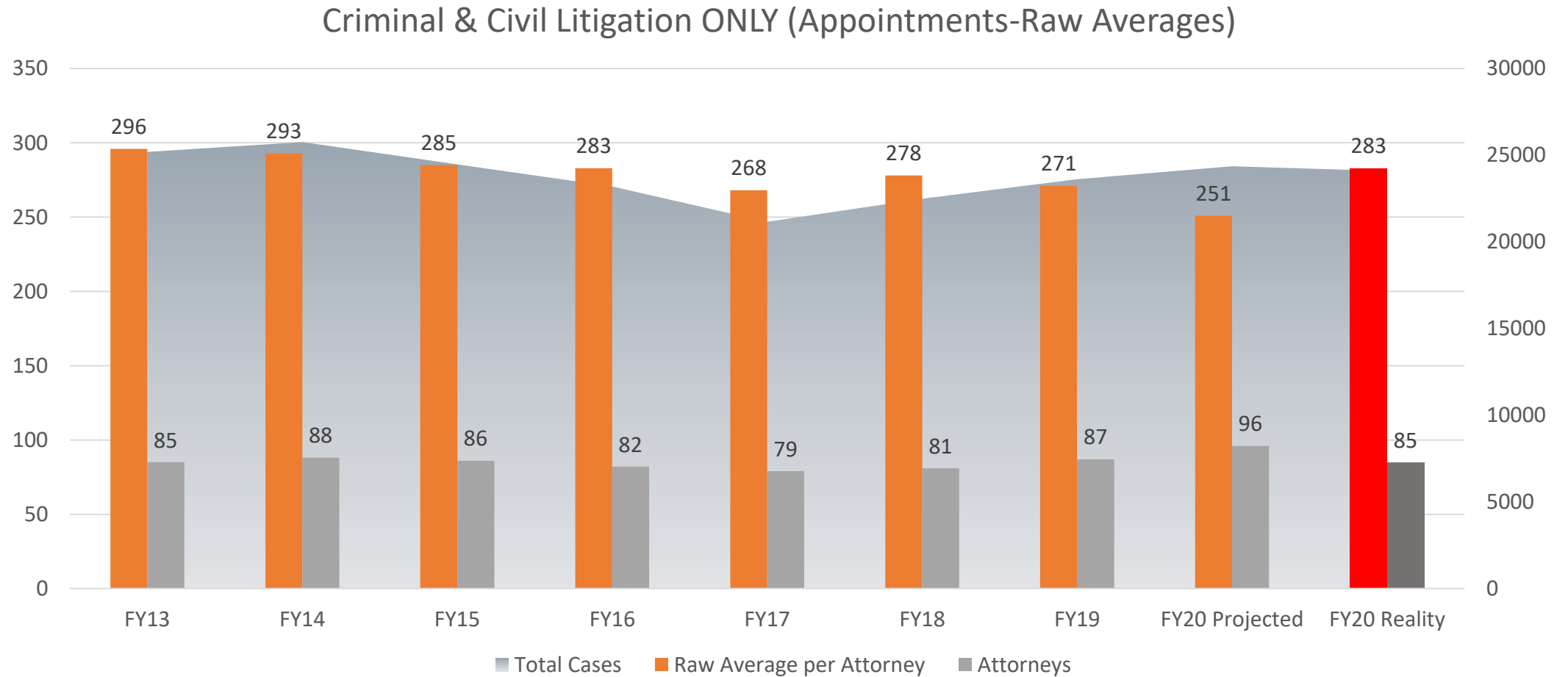


PDA: Workload Trends

Criminal & Civil Litigation ONLY (Appointments-Weighted by Type)



PDA: Workload Trends



PDA: Retention & Recruitment Challenges

Office	Attorneys	Investigators	Paralegals	LOAs
Anchorage Vacant	59 -4	4 -1	12	11 -1
Bethel Vacant	8 -4	1	2	1
Dillingham	2 -1	1	0	1
Fairbanks Vacant	14 -2	2	2	3
Juneau	5 -1	1	1	1
Kenai	8	1	1	2
Ketchikan	4	1	0	1
Kodiak Vacant	2 -1	0	0	1
Kotzebue	2	0	0	1
Nome Vacant	3	1	1	1 -1
Palmer Vacant	9 -1	2	2	2
Sitka	1	0	1	0
Utqiagvik	0	0	1	0
TOTAL Vacant	108 -12	14 -1	23	25 -2



PDA:HB49

- 8/10 HB 49 positions filled
- Caseload increases in misdemeanors and felonies
- Additional positions being reallocated from some offices to cover increased workload in others

Attorneys

- **Dillingham**, VACANT
- **Kodiak**, candidate selected; pending approval
- **Anchorage**, candidate selected; pending approval
- **Ketchikan**, candidate selected; pending approval
- **Fairbanks**, VACANT

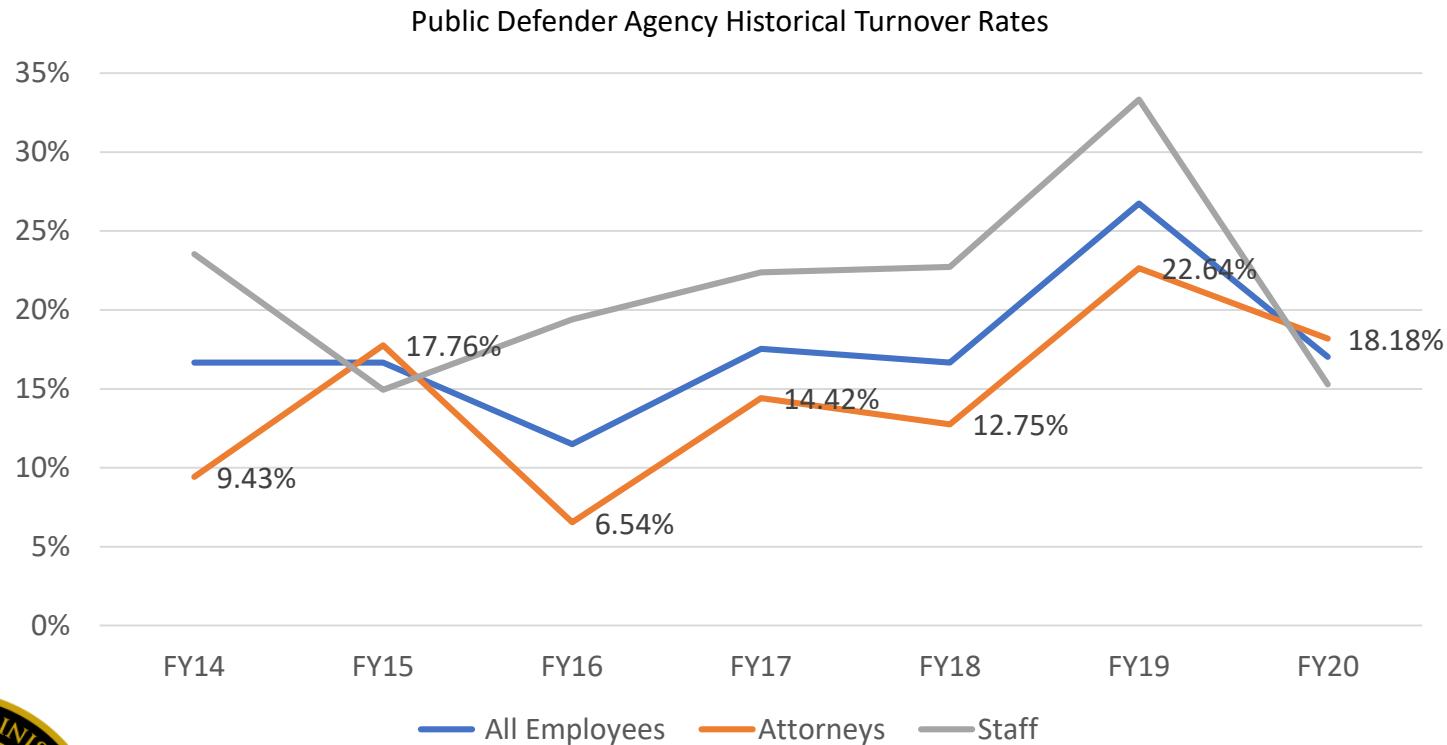
Staff

- **Fairbanks** (LOA), Filled
- **Juneau** (LOA), Filled
- **Anchorage** (LOA), Filled
- **Anchorage** (Paralegal), Filled
- **Nome** (Paralegal), Filled



PDA: Attrition

- In 2007, the Bureau of Justice Statistics found a median attrition rate of 10.0% among state public defender programs.



Anecdotal Comparisons

5%	• Massachusetts District Attorneys
18%	• Alaska Public Defender
16%	• AmLaw 100
18%	• Missouri Public Defenders
20%	• Bronx District Attorneys
25%	• Miami District Attorneys & Public Defenders



Department of Administration

Championing improvement in the State's performance and results.



For more information, please contact Kelly Hanke at kelly.hanke@alaska.gov