

HOUSE BILL NO. 75

IN THE LEGISLATURE OF THE STATE OF ALASKA

THIRTY-FIRST LEGISLATURE - FIRST SESSION

BY REPRESENTATIVES RASMUSSEN, Tuck, Hopkins

Introduced: 2/25/19

Referred: Education, Finance

A BILL

FOR AN ACT ENTITLED

1 **"An Act relating to funding for Internet services for school districts; and relating to the**
2 **Alaska higher education investment fund."**

3 **BE IT ENACTED BY THE LEGISLATURE OF THE STATE OF ALASKA:**

4 * **Section 1.** AS 14.03.127(a) is amended to read:

5 (a) Each fiscal year, a district in which one or more schools qualify for a
6 discounted rate for Internet services under the federal universal services program is
7 eligible to receive an amount for each school that is equal to the amount needed to
8 bring the applicant's share to **a minimum of 25** [10] megabits of download a second
9 of the Internet services.

10 * **Sec. 2.** AS 37.14.750(a) is amended to read:

11 (a) The Alaska higher education investment fund is established in the general
12 fund for the purpose of making grants awarded under AS 14.43.400 - 14.43.420 by
13 appropriation to the account established under AS 14.43.915(a), [AND OF] making
14 scholarship payments to qualified postsecondary institutions for students under

1 AS 14.43.810 - 14.43.849 by appropriation to the account established under
2 AS 14.43.915(b), **and providing funding for Internet services for schools under**
3 **AS 14.03.127**. Money in the fund does not lapse. The fund consists of

- 4 (1) money appropriated to the fund;
5 (2) income earned on investment of fund assets;
6 (3) donations to the fund; and
7 (4) money redeposited under AS 14.43.915(c).

8 * **Sec. 3.** AS 37.14.750 is amended by adding a new subsection to read:

9 (e) The legislature may, in addition to making appropriations from the funds
10 identified as available for appropriation under (c) of this section, appropriate any
11 amount from the fund to provide funding for Internet services for schools under
12 AS 14.03.127.

Representative Sara Rasmussen

Alaska State Legislature District 22

SESSION ADDRESS:
Alaska State Capitol
Juneau, AK 99801
Phone: (907) 465-3892
Toll Free: (866) 465-3892



INTERIM ADDRESS:
1500 W. Benson Blvd
Anchorage, AK 99503
Phone: (907) 269-0234

House Bill 75 Sponsor Statement

*“An Act relating to funding for Internet services for school districts;
and relating to the Alaska higher education investment fund.”*

Alaska’s constitution clearly establishes a requirement for the state to provide an education to all its children, regardless of where that student resides. However, Alaska’s test scores and graduation rates are consistently below national averages. Our students deserve better outcomes.

House Bill 75 aims to improve education outcomes across the state by improving access to broadband in schools, including those in our most remote communities. Improved internet access means students and teachers will be able to tap into additional educational resources that they would otherwise be unable to access at slower speeds.

In 2014, the Alaska State Legislature passed a bill to create the Broadband Assistance Grant program to assist school districts with the cost of Internet services and ensure that all schools achieved a download speed of 10 Megabits per second (Mbps). By raising the floor from 10 Mbps to 25 Mbps, House Bill 75 will more than double the number of students who can access distance learning content at any given time, without any additional infrastructure.

It is time to update the minimum Internet speed in statute to align with the increased bandwidth needs of today’s students.

Staff Contact: Krysten Walker, krysten.walker@akleg.gov

Representative Sara Rasmussen

Alaska State Legislature District 22

SESSION ADDRESS:
Alaska State Capitol
Juneau, AK 99801
Phone: (907) 465-3892
Toll Free: (866) 465-3892



INTERIM ADDRESS:
1500 W. Benson Blvd
Anchorage, AK 99503
Phone: (907) 269-0234

House Bill 75 **Sectional Summary**

Section 1: AS 14.03.127 (a)

Amends AS 14.03.127(a) to provide that schools qualifying for discounted Internet services under the federal universal services program are eligible to receive an amount of funding necessary to provide a minimum of 25 megabits of download per second.

Section 2: AS 37.14.750(a)

Amends AS 37.14.750(a) to provide that money in the Alaska higher education fund may be appropriated to fund school Internet services under AS 14.30.127.

Section 3: AS 37.14.750

Adds a new subsection to AS 37.14.750, providing that the legislature may appropriate any amount from the Alaska higher education fund for school Internet services under AS 14.03.127 in addition to the amount of the fund available for grants and scholarships under AS 37.14.750(c).

School Name	Annual Cost of Internet	E-Rate Portion	School Portion	School BAG Portion
Alaska Gateway				
Dot Lake School	\$218,400	\$196,560	\$1,025	\$20,815
Eagle Community School	\$218,400	\$196,560	\$5,595	\$16,245
Mentasa Lake Katie John School	\$81,744	\$73,570	\$2,356	\$5,819
Walter Northway School	\$82,788	\$74,509	\$2,365	\$5,914
Tanacross School	\$51,132	\$46,019	\$1,341	\$3,772
Tetlin School	\$51,132	\$46,019	\$2,426	\$2,687
Total	\$703,596	\$633,236	\$15,108	\$55,251
Aleutian Region				
Adak School	\$192,120	\$172,908	\$5,488	\$13,724
Atka School	\$192,120	\$172,908	\$4,018	\$15,194
Total	\$384,240	\$345,816	\$9,505	\$28,919
Bristol Bay				
Bristol Bay M/H	\$51,591	\$31,314	\$1,952.00	\$18,325
Naknek	\$51,591	\$31,314	\$1,952.00	\$18,325
Total	\$103,182	\$62,628	\$3,904	\$36,650
Chatham				
Gustavus	\$152,388	\$121,910	\$5,791	\$24,687
Klukwan	\$74,316	\$59,453	\$2,824	\$12,039
Angoon	\$33,000	\$26,400	\$1,254	\$5,346
Total	\$259,704	\$207,763	\$9,869	\$42,072
Chugach				
Chenega Bay	\$234,000	\$210,600	\$6,099	\$17,301
Tatitlek	\$133,680	\$120,312	\$9,980	\$3,388
Whittier	\$127,500	\$114,750	\$3,136	\$9,614
Total	\$495,180	\$445,662	\$19,215	\$30,303
Dillingham				
Dillingham Elementary	\$73,264	\$51,692	\$1,659	\$19,913
Total	\$73,264	\$51,692	\$1,659	\$19,913
Iditarod				
Blackwell	\$206,820	\$165,456	\$17,052	\$24,312
David Louis Memorial	\$206,820	\$165,456	\$22,196	\$19,168
Holly Cross	\$206,820	\$165,456	\$29,340	\$12,024
McGrath Elem. & HS	\$206,820	\$165,456	\$17,054	\$24,310
Innoko River	\$206,820	\$165,456	\$29,460	\$11,904
Top of the Kuskokwim	\$206,820	\$165,456	\$17,052	\$24,312
Takotna Community	\$206,820	\$165,456	\$22,196	\$19,168
Total	\$1,447,740	\$1,158,192	\$154,350	\$135,198
Kenai Peninsula				
Hope	\$34,368	\$24,058	\$4,278	\$6,033
Marathon	\$3,300	\$2,310	\$907	\$83
Total	\$37,668	\$26,368	\$5,185	\$6,115
Kodiak Island				
Chiniak	\$202,416	\$161,933	\$14,537	\$25,946
Total	\$202,416	\$161,933	\$14,537	\$25,946
Kuspuk				
Aniak Jr. Sr. High	\$466,560	\$419,904	\$6,750	\$39,906
Auntie Mary Nicoli	\$466,560	\$419,904	\$4,500	\$42,156

School Name	Annual Cost of Internet	E-Rate Portion	School Portion	School BAG Portion
Crow Village Sam	\$466,560	\$419,904	\$8,160	\$38,496
George Morgan Sr. High	\$480,756	\$432,680	\$7,149	\$40,927
Gusty Michael	\$466,560	\$419,904	\$6,420	\$40,236
Jack Egnaty Sr.	\$466,560	\$419,904	\$8,160	\$38,496
Johnnie John Sr.	\$466,560	\$419,904	\$8,160	\$38,496
Joseph & Olinga Gregory	\$480,756	\$432,680	\$4,766	\$43,310
Zackar Levi	\$480,756	\$432,680	\$4,766	\$43,310
Total	\$4,241,628	\$3,817,465	\$58,830	\$365,333
Lake & Peninsula				
Chignik Bay	\$87,366	\$78,630	\$8,316	\$421
Chignik Lagoon	\$87,366	\$78,630	\$8,316	\$421
Chignik Lake	\$87,366	\$78,630	\$8,316	\$421
Iguigig	\$87,366	\$78,630	\$8,316	\$421
Kokhanok	\$87,366	\$78,630	\$8,316	\$421
Levelock	\$87,366	\$78,630	\$8,316	\$421
Newhalen	\$87,366	\$78,630	\$8,316	\$421
Nondalton	\$87,366	\$78,630	\$8,316	\$421
Perryville	\$87,366	\$78,630	\$8,316	\$421
Pilot Point	\$87,366	\$78,630	\$8,316	\$421
Port Alsworth	\$87,366	\$78,630	\$8,316	\$421
Port Heiden	\$87,366	\$78,630	\$8,316	\$421
Total	\$1,048,395	\$943,555	\$99,792	\$5,047
Pribilof				
St. Paul	\$139,200	\$111,360	\$11,167	\$16,673
Total	\$139,200	\$111,360	\$11,167	\$16,673
St. Mary's				
St. Mary's Schools	\$428,232	\$385,409	\$29,540	\$13,283
Total	\$428,232	\$385,409	\$29,540	\$13,283
Southeast Island				
Kasaan	\$36,624	\$29,299	\$5,610	\$1,715
Port Alexander	\$84,132	\$67,306	\$15,552	\$1,274
Howard Valentine	\$52,332	\$41,866	\$8,420	\$2,047
Whale Pass	\$206,364	\$165,091	\$15,552	\$25,721
Hollis	\$37,716	\$30,173	\$5,994	\$1,549
Hyder	\$206,364	\$165,091	\$15,552	\$25,721
Total	\$623,532	\$498,826	\$66,679	\$58,027
Southwest Region Schools				
William "Sonny" Nelson	\$307,800	\$277,020	\$9,049	\$21,731
Koliganek	\$480,780	\$432,702	\$20,112	\$27,966
"Chief" Ivan Blunka	\$596,100	\$536,490	\$20,112	\$39,498
Togiak	\$596,100	\$536,490	\$20,112	\$39,498
Twin Hills	\$423,120	\$380,808	\$9,049	\$33,263
Total	\$2,403,900	\$2,163,510	\$78,434	\$161,956
Tanana				
Maudrey J Sommer	\$418,008	\$334,406	\$42,358	\$41,244

School Name	Annual Cost of Internet	E-Rate Portion	School Portion	School BAG Portion
Total	\$418,008	\$334,406	\$42,358	\$41,244
Unalaska				
Unalaska City	\$244,496	\$146,698	\$46,968	\$50,831
Total	\$244,496	\$146,698	\$46,968	\$50,831
Yukon Flats				
John Fredson	\$159,840	\$143,856	\$14,880	\$1,104
Circle	\$159,840	\$143,856	\$14,880	\$1,104
Cruikshank	\$159,840	\$143,856	\$14,880	\$1,104
Tsuk Taih	\$159,840	\$143,856	\$14,880	\$1,104
Arctic Village	\$159,840	\$143,856	\$14,880	\$1,104
Total	\$799,200	\$719,280	\$74,400	\$5,520
Yukon-Koyukuk				
Allakaket	\$159,840	\$127,872	\$16,200	\$15,768
Andrew K Demoski	\$192,000	\$153,600	\$16,200	\$22,200
Ella B Verneti	\$192,000	\$153,600	\$12,690	\$25,710
Gladys Dart	\$192,000	\$153,600	\$12,690	\$25,710
Johnny Oldman	\$192,000	\$153,600	\$12,690	\$25,710
Kaltag	\$192,000	\$153,600	\$15,012	\$23,388
Merriline A Kangas	\$192,000	\$153,600	\$15,012	\$23,388
Minto	\$192,000	\$153,600	\$16,200	\$22,200
Rampart	\$159,840	\$127,872	\$12,691	\$19,277
Total	\$1,663,680	\$1,330,944	\$129,385	\$203,351
Yupiit				
Akiak School	\$434,916	\$391,424	\$38,040	\$5,452
Tuluksak School	\$434,916	\$391,424	\$23,028	\$20,464
Total	\$869,832	\$782,849	\$61,068	\$25,915
Grand Total	\$16,587,093	\$14,327,592	\$931,954	\$1,327,548

Districts and Schools Awarded FY2019 School BAG Funds			
Alaska Gateway	Iditarod	Lake & Peninsula	Tanana
Dot Lake	Holly Cross	Kokhanok	Maudrey J Sommer
Eagle	McGrath Elem. & HS	Levelock	Unalaska
Mentasta Lake Katie John	Innoko River	Newhalen	Unalaska City
Walter Northway	Top of the Kuskokwim	Nondalton	Yukon Flats
Tanacross	Takotna	Perryville	John Fredson
Tetlin	Kenai Peninsula	Pilot Point	Circle
Aleutian Region	Hope	Port Alsworth	Cruikshank
Adak	Marathon	Port Heiden	Tsuk Taih
Atka	Kodiak Island	Pribilof	Arctic Village
Bristol Bay	Chiniak	St. Paul	Yukon-Koyukuk
Bristol Bay M/H	Kuspuk	St. Mary's	Allakaket
Naknek	Aniak Jr. Sr. High	St. Mary's	Andrew K Demoski
Chatham	Auntie Mary Nicoli	Southeast Island	Ella B Vernetti
Gustavus	Crow Village Sam	Kasaan	Gladys Dart
Klukwan	George Morgan Sr. High	Port Alexander	Johnny Oldman
Angoon	Gusty Michael	Howard Valentine	Kaltag
Chugach	Jack Egnaty Sr.	Whale Pass	Merriline A Kangas
Chenega Bay	Johnnie John Sr.	Hollis	Minto
Tatitlek	Joseph & Olinga Gregory	Hyder	Rampart
Whittier	Zackar Levi	Southwest Region	Yupit District
Dillingham	Lake & Peninsula	William "Sonny" Nelson	Akiak
Dillingham	Chignik Bay	Koliganek	Tuluksak
Iditarod	Chignik Lagoon	"Chief" Ivan Blunka	
Blackwell	Chignik Lake	Togiak	
David Louis Memorial	Iguigig	Twin Hills	

2017-2018 School Year School District Bandwidth Counts less than 25 Mbps

School District	School	2018-2019 School Year Bandwidth Speed - Megbits/Second
Alaska Gateway School District	Dot Lake	10
Alaska Gateway School District	Eagle	10
Alaska Gateway School District	Mentasta Lake	10
Alaska Gateway School District	Walter Northway	10
Alaska Gateway School District	Tanacross	10
Alaska Gateway School District	Tetlin	10
Aleutian East Borough School District	Akutan	10
Aleutian East Borough School District	False Pass	10
Aleutian East Borough School District	King Cove	10
Aleutian East Borough School District	Sand Point	10
Aleutian Region School District	Adak	10
Aleutian Region School District	Atka	10
Anchorage School District	Whaley School	20
Anchorage School District	Avail High School	10
Anchorage School District	Family Partnership Charter	10
Anchorage School District	Paideia Coopertive	20
Anchorage School District	Frontier	20
Bering Strait School District	Diomedea	10
Bering Strait School District	Wales	11
Bering Strait School District	White Mountain	12
Bering Strait School District	James C Isabell School (Teller)	13
Bering Strait School District	Elim	14
Bering Strait School District	Brevig Mission	14
Bering Strait School District	Gambell	18
Bering Strait School District	Hogarth Kingeekuk Sr. Memorial School	18
Bering Strait School District	Shismaref	18
Bering Strait School District	Shaktolik	11.5
Bering Strait School District	Martin L Olson School	13.5
Bering Strait School District	Elim	15.5
Bering Strait School District	Koyuk Malimiut	15.5
Bering Strait School District	Anthony A. Andrews School	18.5
Bering Strait School District	Tukurngailnguq School	19.5
Bristol Bay Borough School District	Middle/High School	10
Bristol Bay Borough School District	Elementary	10
Chatham School District	Angoon	10
Chatham School District	Gustavus	10
Chatham School District	Klukwan	10
Chatham School District	Tenakee Springs	4.5
Chugach School District	Whittier	10
Chugach School District	Chenega Bay	10
Chugach School District	Tatitlek	10
Dillingham City School District	Dillingham Elementary	10

Dillingham City School District	Dillingham High School	10
Fairbanks North Star Borough School District	Alternative Learning Systems	20
Fairbanks North Star Borough School District	Golden Heart Academy	20
Galena City School District	Galena	10
Iditarod Area School District	Blackwell School	10
Iditarod Area School District	David Louis Memorial	10
Iditarod Area School District	Holy Cross	10
Iditarod Area School District	Mcgrath	10
Iditarod Area School District	Innoko River	10
Iditarod Area School District	Takotna Community	10
Iditarod Area School District	Top of the Kuskokwim	10
Kashunamuit School District	Chevak	11
Kenai Borough School District	Tebughna School	15
Kenai Borough School District	Port Graham	20
Kenai Borough School District	Nanwalek	20
Kenai Borough School District	Susan B. English	20
Kenai Borough School District	Marathon	10
Kenai Borough School District	Hope	10
Kenai Borough School District	Sterling	15
Kenai Borough School District	Seward Middle School	20
Kenai Borough School District	Cooper Landing	10
Kenai Borough School District	Moose Pass	10
Kodiak Island Borough School District	Port Lions	12
Kodiak Island Borough School District	Old Harbor	15
Kodiak Island Borough School District	Ouzinkie	15
Kodiak Island Borough School District	Karluk	5
Kodiak Island Borough School District	Chiniak	10
Kuspuk School District	Aniak	10
Kuspuk School District	Auntie Mary Nicoli Elementary	10
Kuspuk School District	Crow Village Sam	10
Kuspuk School District	Gusty Michael	10
Kuspuk School District	George Morgan Sr. High	10
Kuspuk School District	Joseph & Olinga Gregory	10
Kuspuk School District	Johnnie John Sr. School	10
Kuspuk School District	Zakar Levi	10
Kuspuk School District	Jack Egnaty	10
Lake and Peninsula School District	Chignik Lake	10
Lake and Peninsula School District	Meshik	10
Lake and Peninsula School District	Chignik Bay	10
Lake and Peninsula School District	Chignik Lagoon	10
Lake and Peninsula School District	Kokhanok School	10
Lake and Peninsula School District	Newhalen	10
Lake and Peninsula School District	Igiugig	10
Lake and Peninsula School District	Levelock	10
Lake and Peninsula School District	Nondalton	10
Lake and Peninsula School District	Perryville	10
Lake and Peninsula School District	Pilot Point	10
Lake and Peninsula School District	Tanalian	10
Lower Kuskokwim School District	Akiuk Memorial	10
Lower Kuskokwim School District	Akula Elitnaurvik	10

Lower Kuskokwim School District	Anna Tobeluk Memorial	10
Lower Kuskokwim School District	Arviq	10
Lower Kuskokwim School District	Ayagina'ar Elitnaurvik	10
Lower Kuskokwim School District	Ayaprun School	10
Lower Kuskokwim School District	Bethel Regional HS	10
Lower Kuskokwim School District	Bethel Youth Facility	10
Lower Kuskokwim School District	Chaputnguak School	10
Lower Kuskokwim School District	Chief Paul Memorial	10
Lower Kuskokwim School District	Eek	10
Lower Kuskokwim School District	Gladys Jung	10
Lower Kuskokwim School District	Ket'acic/Aapalluk Mermorial	10
Lower Kuskokwim School District	Kuinerrarmiut Elitnaurviat	10
Lower Kuskokwim School District	Kuskokwim Learning Academy	10
Lower Kuskokwim School District	Kwigillingok	10
Lower Kuskokwim School District	Lewis Angapak Memorial	10
Lower Kuskokwim School District	Mikelguiit Elitnaurviat	10
Lower Kuskokwim School District	Nelson Island	10
Lower Kuskokwim School District	Negtemiut Elitnaurviat School	10
Lower Kuskokwim School District	Paul T. Albert	10
Lower Kuskokwim School District	Qugcuun Memorial	10
Lower Kuskokwim School District	Rocky Mountain	10
Lower Kuskokwim School District	William Miller Memorial	10
Lower Kuskokwim School District	Z. John Williams Memorial	10
North Slope Borough School District	Kali School	20
North Slope Borough School District	Harold Kaveolook School	20
North Slope Borough School District	Meade River School	20
North Slope Borough School District	Nunamiut School	20
North Slope Borough School District	Alak School	20
North Slope Borough School District	Tikigaq School	20
North Slope Borough School District	Barrow High School	10
North Slope Borough School District	Eben Hopson Middle School	10
North Slope Borough School District	Fred Ipalook Elementary	10
North Slope Borough School District	Kiita Learning Community	10
Northwest Arctic Borough School District	Deering	10
Northwest Arctic Borough School District	Kobuk	10
Northwest Arctic Borough School District	Ambler	15
Northwest Arctic Borough School District	Kivalina	15
Northwest Arctic Borough School District	Shungnak	15
Northwest Arctic Borough School District	June Nelson Elementary	10
Northwest Arctic Borough School District	Kotzebue Middle/High	10
Northwest Arctic Borough School District	Kiana School	15
Northwest Arctic Borough School District	Buckland School	20
Northwest Arctic Borough School District	Noatak School	20
Northwest Arctic Borough School District	Noorvik School	20
Pelican School District	Pelican School	10
Pribilof School District	Priblof School	10
Pribilof School District	St. Paul School	10
St. Mary's School District	St. Mary's School	10
Southeast Island School District	Hyder	10

Southeast Island School District	Whale Pass	10
Southeast Island School District	Port Alexander	3
Southeast Island School District	Barry Craig Stewart Kasaan	10
Southeast Island School District	Hollis	10
Southeast Island School District	Howard Valentine Coffman Cove	10
Southeast Island School District	Naukati	10
Southwest Region School District	Twin Hills	10
Southwest Region School District	William Sonny Nelson	10
Southwest Region School District	Koliganek	10
Southwest Region School District	Chief Ivan Blunka School	10
Southwest Region School District	Togiak	10
Tanana City School District	Tanana	10
Unalaska City School District	Unalaska Jr/Sr High	20
Unalaska City School District	Eagles View Elementary	20
Yakutat School District	Yakutat School	15
Yupit School District	Akiak	10
Yupit School District	Tuluksak	10
Yupit School District	Akiachak	15
Yukon Koyukuk School District	Allakaket School	10
Yukon Koyukuk School District	Johnnnny Oldman	10
Yukon Koyukuk School District	Kaltag	10
Yukon Koyukuk School District	Ella B. Vernetti	10
Yukon Koyukuk School District	Gladys Dart School	10
Yukon Koyukuk School District	Minto	10
Yukon Koyukuk School District	Andrew Demoski	10
Yukon Koyukuk School District	Merrelaine A. Kangas	10
Yukon Koyukuk School District	Rampart	10

Source: USAC E-Rate Data

FY2015 - FY2018 School BAG Statistics

School Districts	FY2015 Awards after Refunds	FY2016 Awards after Refunds	FY2017 Awards after Refunds	FY2018 Awards Refunds Pending
Alaska Gateway	\$1,135	\$78,291	\$80,060	\$80,060
Aleutian Region	\$211,681	\$28,280	\$28,919	\$28,919
Aleutians East	\$130,250	\$130,646	\$99,996	\$44,028
Bering Strait	\$75,427	\$18,739	\$23,297	\$4,190
Bristol Bay	\$83,638	\$50,722	\$2,508	NA
Chatham	NA	\$52,808	\$69,516	\$69,516
Chugach	\$172,782	\$29,633	\$79,821	\$30,303
Dillingham	\$149,903	\$34,087	\$17,564	\$25,812
Hoonah City	NA	\$12,836	\$21,863	NA
Iditarod	\$209,841	\$79,534	\$35,477	\$154,398
Kashunamiut	\$33,233	NA	NA	\$162
Kenai Peninsula	\$21,687	\$23,421	\$24,521	\$6,115
Kodiak Island	NA	\$11,706	\$14,920	\$81,082
Kuspuk	\$147,844	\$203,252	\$324,670	\$409,170
Lake and Peninsula	\$317,705	\$231,998	\$94,608	\$289,008
Lower Kuskokwim	NA	\$342,045	\$410,454	NA
Nome	NA	\$137,215	\$202,498	\$165,580
North Slope	\$238,217	\$147,754	\$151,093	\$146,533
Northwest Arctic	\$480,015	\$56,846	\$58,130	\$44,024
Pelican	NA	NA	\$6,168	\$4,508
Pribilof	\$19,991	\$49,031	\$53,265	\$32,033
Saint Mary's	\$66,090	\$15,735	\$16,091	\$13,283
Southeast Island	\$392,114	\$232,149	\$11,441	\$58,027
Southwest Region	\$540,681	\$167,477	\$163,546	\$166,956
Tanana City	\$79,224	\$48,988	\$48,060	\$41,244
Unalaska	\$46,328	\$75,734	\$50,927	\$50,927
Yakutat	\$24,719	\$7,334	\$8,146	NA
Yukon Flats	NA	\$54,567	\$5,520	\$6,624
Yukon-Koyukuk	\$127,392	\$219,969	\$243,000	\$232,002
Yupiit	\$102,327	\$63,889	\$31,042	\$25,915
Total	\$3,672,224	\$2,600,326	\$2,377,121	\$2,210,419

School Broadband Assistance Grants



Helping Students by Helping Schools Reach 10 Mbps

ALASKA SCHOOL BAG IS ADMINISTERED BY:

Alaska Department
of Education and Early Development
Division of Libraries, Archives
& Museums

CONTACT

Patience Frederiksen

Division Director

Patience.Frederiksen@alaska.gov

907.465.2911

Valerie Oliver


E-Rate Consultant

Erate@alaska.gov

907.227.4051

\$2.47M

Awarded in 2017



29

Districts
Received
Awards



133

Schools
Reached
10 Mbps

Alaska

To experience the benefits of digital learning, students need access to sufficient bandwidth, scalable broadband infrastructure, and robust Wi-Fi.

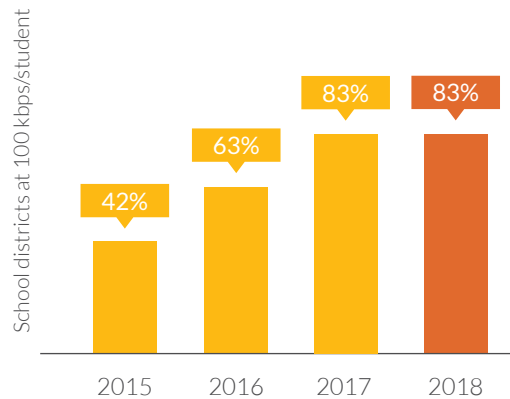
BANDWIDTH

Since 2015, an additional

62,449 students can access the Internet at speeds of 100 kbps/student.

But there is still work to be done.

55,902 students [still need more bandwidth for digital learning.](#)



Alaska Initiative

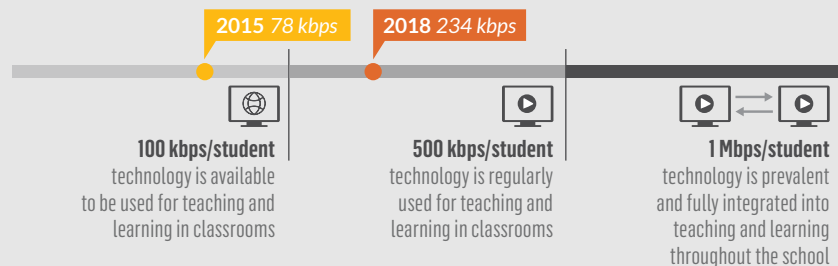
State leaders established the Alaska K-12 Broadband Initiative to provide support for K-12 broadband upgrades.

In three years, median bandwidth speeds have increased by

3x

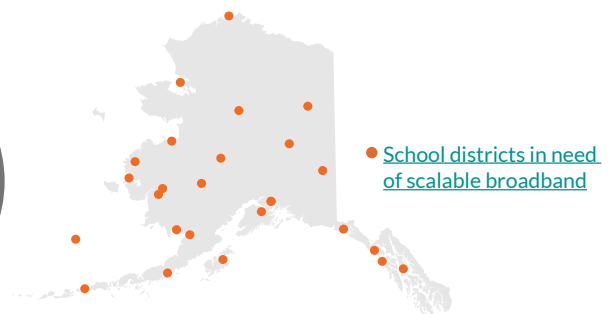
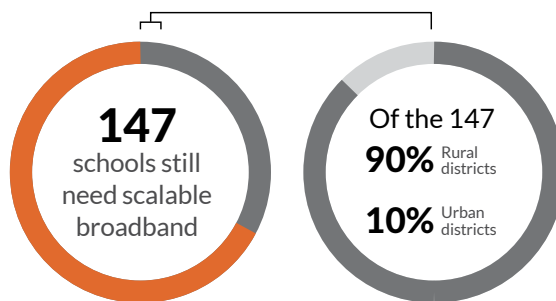
across Alaska - from 78 kbps to 234 kbps.

How faster bandwidth makes a difference:



FIBER

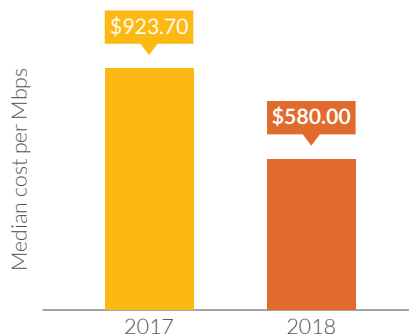
278 schools have fiber¹ infrastructure



AFFORDABILITY & WI-FI

In the last year, the cost of broadband in Alaska has decreased by 37%.

This compares to a 34% decrease nationally during this period.



Schools in Alaska have utilized

\$7.3 M

in federal Wi-Fi funding, but \$5.8 M remains unused.

\$1.8 M

[must be accessed by 16 school districts as these funds are set to expire this year.](#)

STATE CONNECTIVITY SNAPSHOT 2018 (AUGUST)

Source: USAC Form 471 2018 E-rate applications, n=53 of 53 school districts, n=425 of 425 schools, n=123,235 of 123,235 students

¹Fixed wireless connections with capabilities of 1 Gbps are a sufficient and scalable option for some school districts.

About the Metrics

TOTAL STUDENTS AND SCHOOL DISTRICTS MEETING GOAL OF 100 KBPS/STUDENT

This metric is based on an extrapolation of the percent of students or school districts in the sample that are meeting the minimum connectivity goal to the entire population of students or school districts in the state. Student populations are based on overlaying 2015-16 National Center for Education Statistics (NCES) data with 2018 Universal Services Administrative Company (USAC) data and input from school districts.

ADDITIONAL STUDENTS AND SCHOOL DISTRICTS CONNECTED

This metric shows the increase in students since 2015 that meet the Federal Communications Commission (FCC) minimum connectivity goal of 100 kbps per student.

To account for the entire population of the state, we extrapolate the percentage of students in the sample that are meeting goals to the entire population of students or districts in the state.

Student populations are based on overlaying 2015-16 NCES data with 2018 USAC data and updated based on input from school districts.

STUDENTS THAT NEED TO BE CONNECTED

This metric shows the total number of students that do not meet the FCC minimum connectivity goal. We take the total number of students in the state and subtract the extrapolated total students who are already connected.

BANDWIDTH DIFFERENCE AND MEDIAN SPEEDS

Median bandwidth is calculated at a student level across the state. Each student's bandwidth is based on their district's bandwidth. The multiple factor is generated by dividing the median bandwidth per student in 2018 by the median bandwidth per student in 2015.

FIBER INFRASTRUCTURE

This metric reports on the availability of scalable infrastructure based on the FCC-recommended goal that every school's broadband infrastructure be scalable to 10 Gbps (which currently requires fiber). There are some cases in which a 10 Gbps connection is not required because of school population. In these cases, we made an assumption that these schools already have sufficient infrastructure. For schools where the connection type was unknown, we applied a set of rules to determine the connection type based upon extensive research.

The number of schools with fiber infrastructure is determined by taking the percentage of schools that have a fiber connection type within the sample and extrapolating it to the total number of schools in the state.

COST PER MBPS

This metric reflects the median cost per Mbps within the state within the sample data.

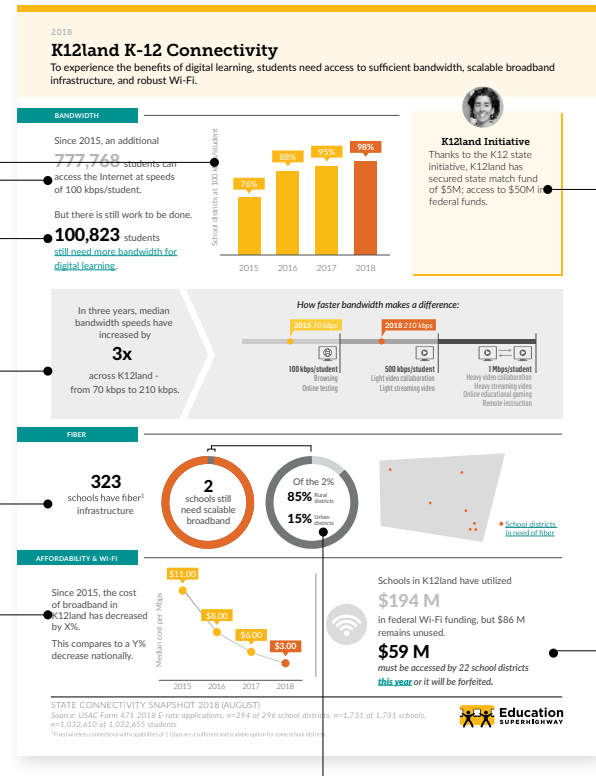
LOCALE DEFINITIONS

Locales are based upon NCES classifications. 'Rural' implies 'Rural and Small Town', and 'Urban' implies 'Suburban and Urban'.

LOCALE CLASSIFICATIONS	
DESCRIPTION	LOCALE CODE FROM NCES
Urban	11 - City-Large, 12 - City-Midsize, 13 - City-Small
Suburban	21 - Suburb-Large, 22 - Suburb-Midsize, 23 - Suburb-Small
Small Town	31 - Town-Fringe, 32 - Town-Distant, 33 - Town-Remote
Rural	41 - Rural-Fringe, 42 - Rural-Distant, 43 - Rural-Remote

STATE MATCHING FUNDS (IF APPLICABLE)

This is the amount of funding the state has made available to school districts so they can leverage additional federal E-rate dollars for special fiber construction through 2018.



WI-FI FUNDS

"Wi-Fi funds" are E-rate Category 2 funds for schools to upgrade their internal connections. For Funding Years 2015 - 2019, the FCC provided every school with a Category 2 budget (adjusted yearly for inflation) of \$150 per student or a minimum of \$9,200 per school. Currently, the adjusted budgets are \$156.23 per student, or a budget floor of \$9,582.23.

We pull Category 2 budgets directly from the USAC Category 2 Budget Tool. When a budget is not readily available on the USAC site, we utilize a per student calculation using the aforementioned Category 2 budgets. To calculate the E-rate contribution, we apply the school district E-rate discount rates when available; otherwise, we apply the average state E-rate discount rate. (Schools must pay for the non-discount portion of their Category 2 budget.) We aggregate the school budgets within a state to determine the year's annual Category 2 budget. When applicable, adjustments related to hurricane relief are reflected and applied to reported figures.

We calculated the total Category 2 funding utilized by summing the funds received by districts (assuming 'pending' requests will be approved) for Funding Years 2015 - 2018. The total Category 2 budget remaining for Funding Year 2019 was calculated by subtracting funds received by districts in Funding Years 2015 - 2018 from the full five-year budget.

A critical amount of funds are set to expire after this year. A district that has not used any funds to date will lose 100% of its Category 2 funds if the funds are left unused in Funding Year 2019. A district that first accessed their Category 2 budget in Funding Year 2015 will lose any funds not used in Funding Year 2019. There are a variety of reasons why districts may not have used their funding. Our calculation for funds that are set to expire is the sum of the remaining funds in districts that fall into two groups: 1) districts that have 100% of their funds remaining and 2) districts that started accessing funds in Funding Year 2015 and have 50% or more of their funds remaining.

Household Broadband Guide

[Español](#) | [繁體中文](#) | [Tagalog](#) | [Tiếng Việt](#) | [한국어](#)

Use the chart below to compare minimum download speed (Mbps) needs for light, moderate and high household use with one, two, three or four devices at a time (such as a laptop, tablet or game console).

You can also compare typical online activities with the minimum Mbps needed for adequate performance for each application by using our [Broadband Speed Guide](#).

For more information on broadband speeds, see our [Measuring Broadband America report](#).

These numbers are rough guidelines and are not based on surveys or experiments conducted by the FCC. You should use your best judgment when choosing your broadband service.

	Light Use (Basic functions: email, browsing, basic video, VoIP, Internet radio)	Moderate Use (Basic functions plus <i>one</i> high-demand application: streaming HD video, multiparty video conferencing, online gaming, telecommuting)	High Use (Basic functions plus <i>more than one</i> high-demand application running at the same time)
1 user on 1 device	Basic	Basic	Medium
2 users or devices at a time	Basic	Medium	Medium/Advanced
3 users or devices at a time	Medium	Medium	Advanced
4 users or devices at a time	Medium	Advanced	Advanced

Basic Service = 3 to 8 Mbps*

Medium Service = 12 to 25 Mbps

Advanced Service = More than 25 Mbps

*Mbps (Megabits per second) is the standard measure of broadband speed. It refers to the speed with which information packets are downloaded from, or uploaded to, the internet.

Date Last Updated/Reviewed: Tuesday, February 6, 2018