



ALASKA RECIDIVISM & REENTRY

HOUSE JUDICIARY COMMITTEE

MARCH 27, 2019

DOC AT A GLANCE

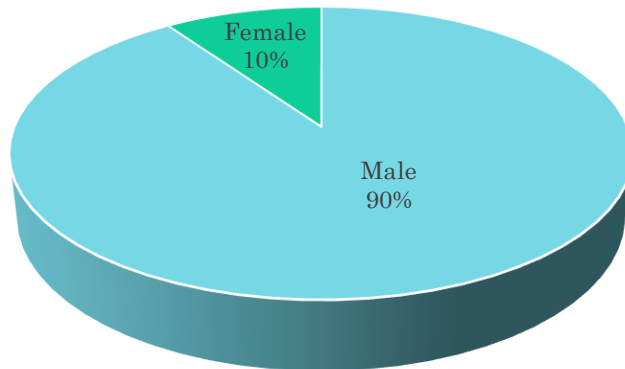
- Alaska is one of six states in the nation that operates a unified correctional system.
- 12 jails and prisons statewide.
- 13 field probation offices.
- 15 regional and community jail contracts.
- 7 contract community residential centers.
- Electronic monitoring programs in 7 communities

DOC AT A GLANCE

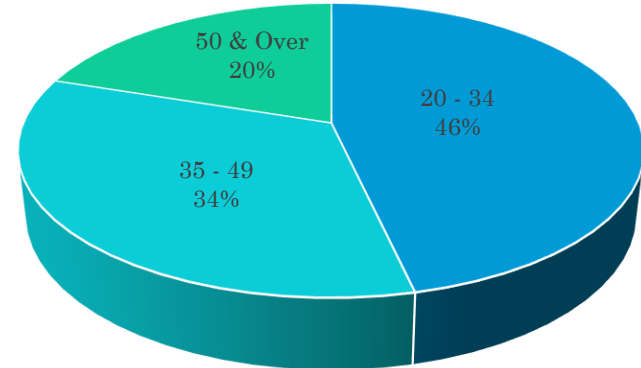
- DOC booked 31,533 offenders into its facilities in 2018
- As of December 31, 2018
 - 4437 offenders in jail or prison
 - 45% of DOC's population is unsentenced
 - 3,547 offenders on probation or parole
 - 967 offenders on pretrial supervision
 - 230 offenders in CRCs
 - 167 offenders on electronic monitoring

DEMOGRAPHICS (JULY 1, 2018)

Population by Gender



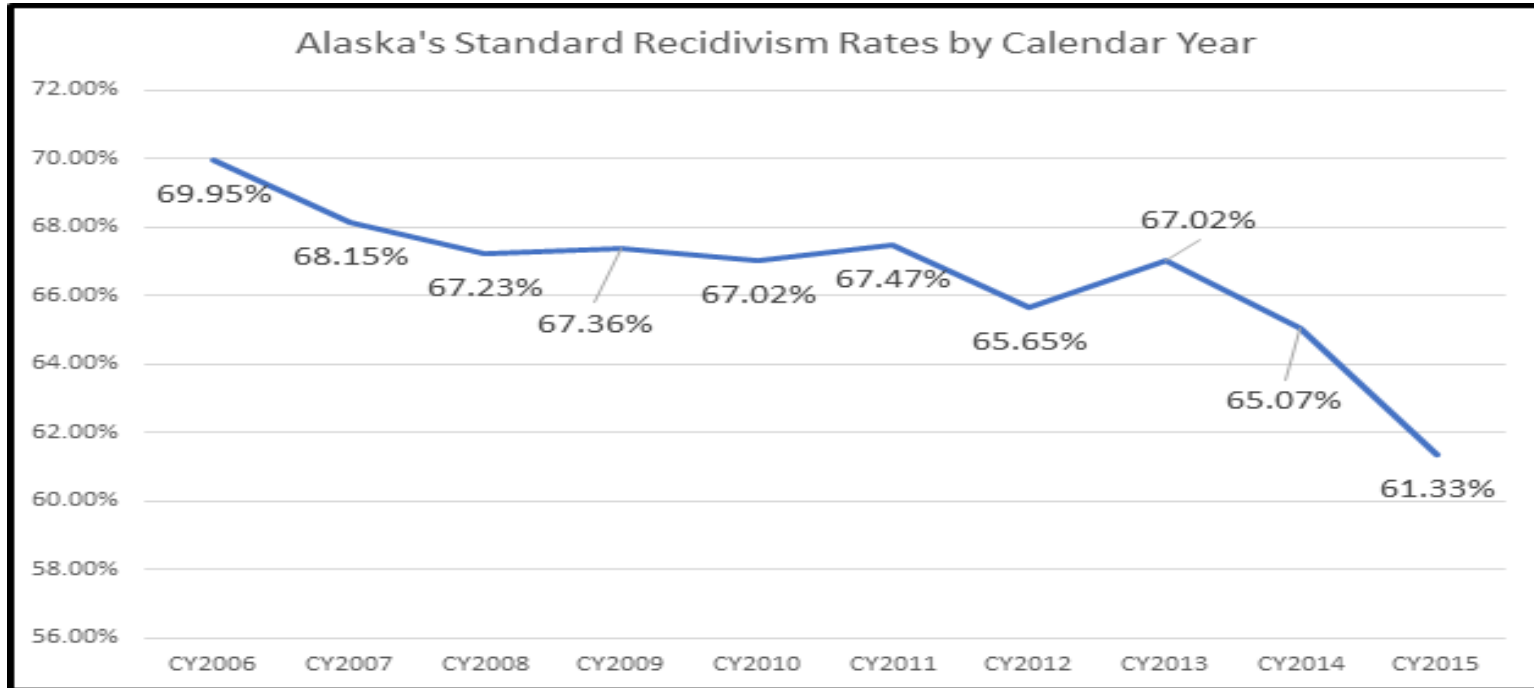
Population by Age



RECIDIVISM

- A felony offender who is re-incarcerated within three years of release for any offense conviction:
 - Parole or probation violation
 - New felony crime
 - New misdemeanor crime

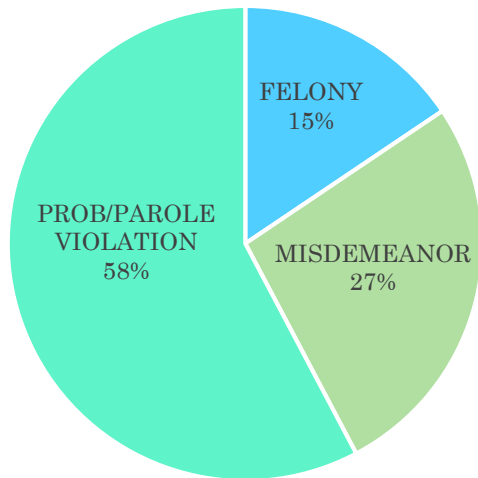
ALASKA RECIDIVISM RATES



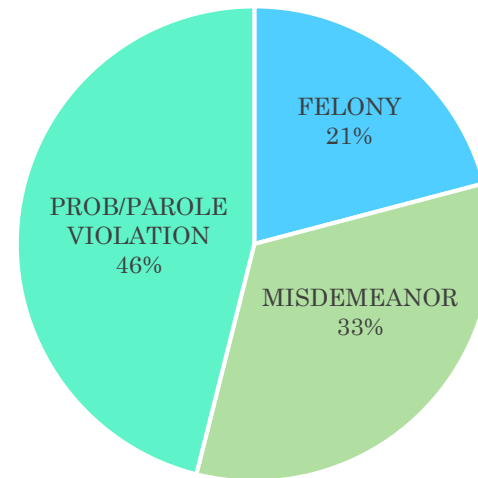
- After consistently being in the mid to upper 60th percentile, Alaska has begun to see a steady decline in recidivism.

RECIDIVISM – BY OFFENSE TYPE

Return to Incarceration – 6 months

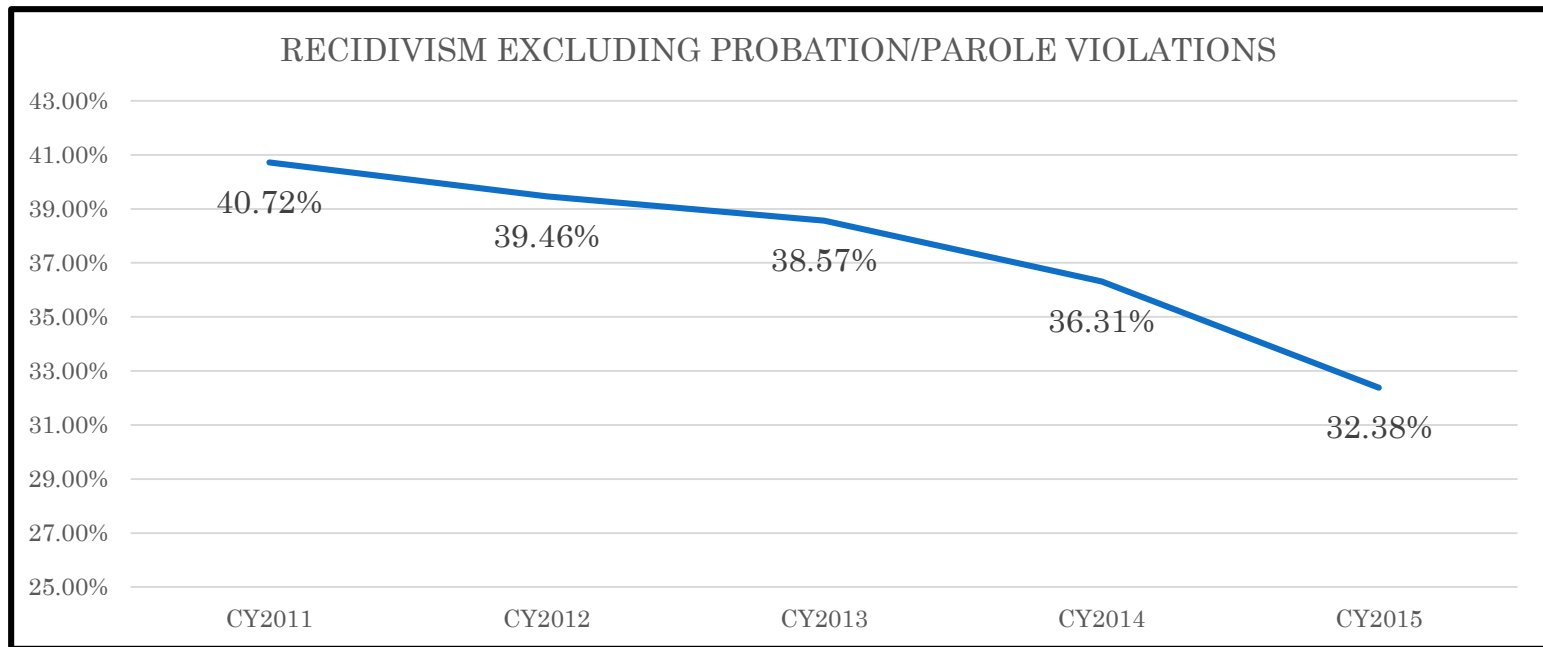


Return to Incarceration – 3 years



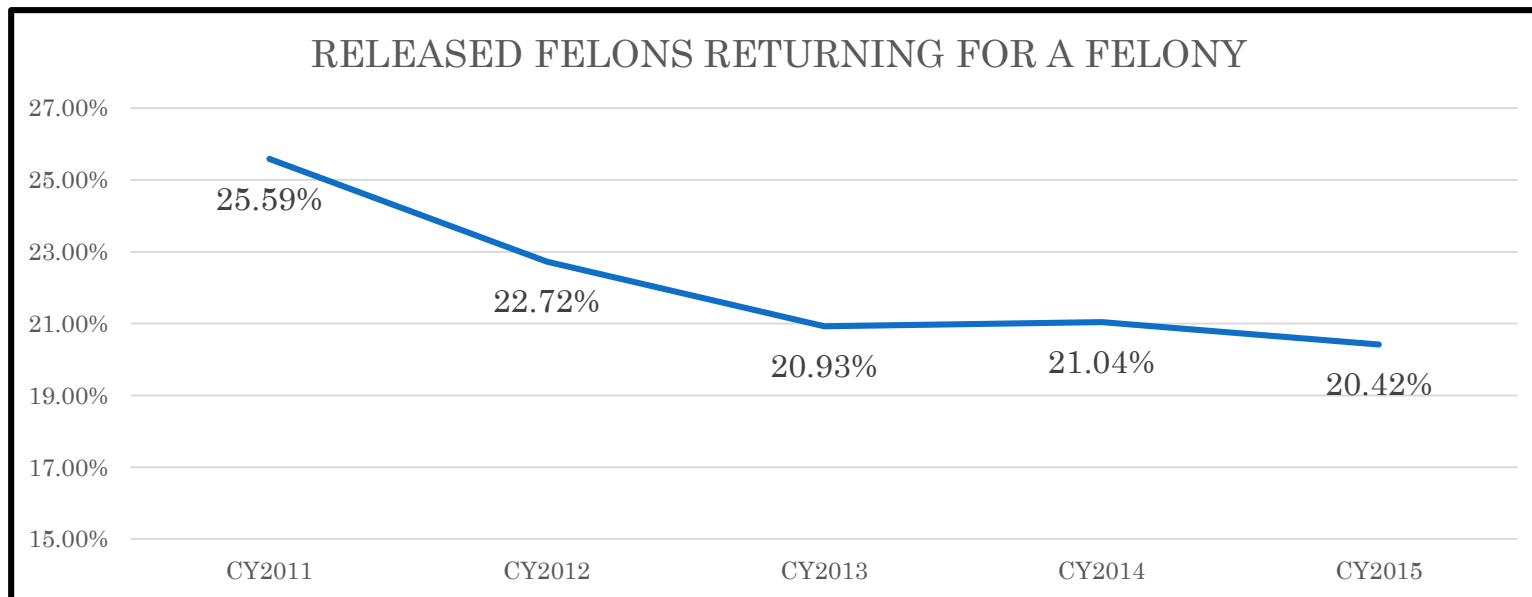
- 58% of those who return to custody within six months, return because of technical violations.
- 46% of those who return to custody within three years, return because of technical probation violations.

RECIDIVISM – NEW CRIMES



- The recidivism rate for new crimes is 32%.

FELONY RECIDIVISM



- 20% of offenders released from DOC facilities return on new felony charges within three years of release.

RECIDIVISM BY OFFENSE CLASS

OFFENSE CLASS	2013	2014	2015
ALCOHOL	57.7%	57.2%	49.3%
DRIVING/TRANSPORT	58.1%	68.9%	47.6%
DRUGS	62.9%	56.6%	55.0%
PAROLE/PROBATION	69.8%	67.5%	63.6%
PERSON	63.8%	62.3%	66.7%
PROPERTY	71.9%	70.7%	67.6%
PUBLIC ORDER/ADMIN	68.1%	72.6%	61.7%
SEX OFFENSE (REG)	54.2%	48.6%	38.6%
WEAPONS	56.7%	54.1%	60.0%
TOTAL	67.0%	65.1%	61.3%

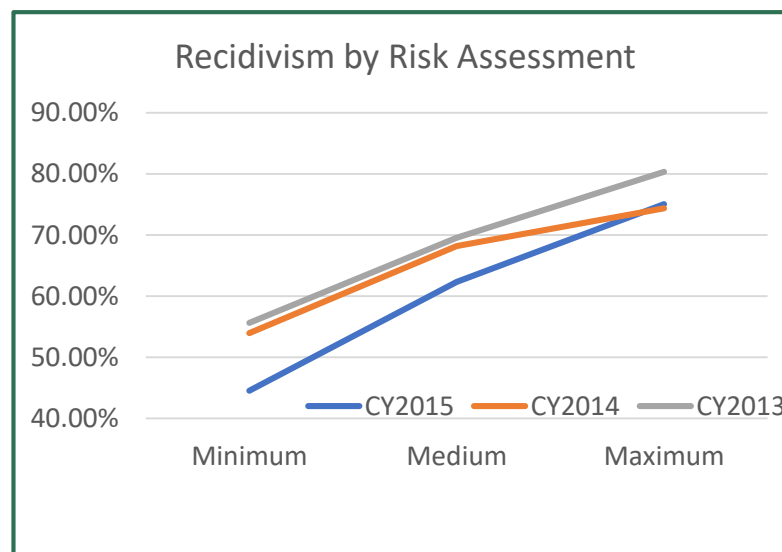
- Recidivism is down in all offense classes except for offenses against a person and weapons offenses.
- The drop in sex offenders recidivating has been substantial.

RECIDIVISM BY RELEASE AND RETURN OFFENSE CLASS

RELEASED OFFENSE	RETURNED OFFENSE								
	ALCOHOL	DRIVING/ TRANSPORTATION	DRUGS	PAROLE/ PROBATION	PERSON	PROPERTY	PUBLIC ORDER/ ADMIN	SEX OFFENSE (REG)	WEAPONS
ALCOHOL	9.31%	0.00%	1.40%	3.34%	1.22%	0.22%	1.21%	0.00%	0.00%
DRIVING/ TRANSPORTATION	2.45%	0.00%	1.40%	0.94%	0.49%	0.44%	0.00%	0.00%	8.57%
DRUGS	0.49%	2.33%	9.58%	2.82%	1.71%	2.89%	1.81%	0.00%	5.71%
PAROLE/PROBATION	24.23%	31.32%	23.93%	29.48%	39.14%	27.16%	29.17%	27.24%	28.57%
PERSON	3.43%	6.98%	1.64%	11.16%	9.27%	5.33%	6.63%	2.48%	8.57%
PROPERTY	0.49%	2.33%	3.74%	5.32%	2.68%	13.56%	6.02%	0.00%	5.71%
PUBLIC ORDER/ADMINISTRATION	8.40%	4.65%	12.62%	9.23%	11.22%	16.22%	15.66%	4.96%	2.86%
SEX OFFENSE (REG)	0.49%	0.00%	0.00%	0.57%	0.49%	0.22%	0.00%	3.92%	0.00%
WEAPONS	0.00%	0.00%	0.70%	0.73%	0.49%	1.56%	1.21%	0.00%	0.00%
TOTAL	49.30%	47.60%	55.00%	63.60%	66.70%	67.60%	61.70%	38.60%	60.00%

RECIDIVISM BY RISK LEVEL

RISK SCORE	CY2013	CY2014	CY2015
Minimum	55.62%	53.98%	44.57%
Medium	69.56%	68.22%	62.36%
Maximum	80.37%	74.36%	75.06%



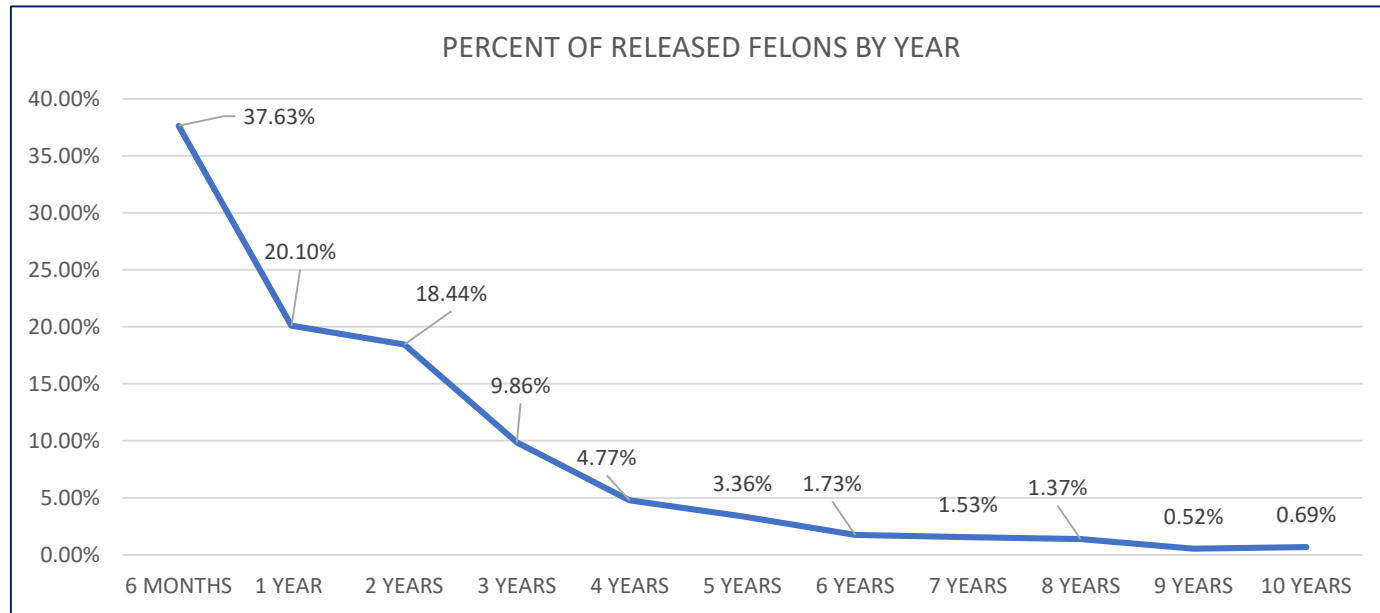
- Recidivism increases as the risk increases.

WHEN ARE PEOPLE MOST LIKELY TO RETURN?

	6 MONTHS	1 YEAR	2 YEARS	3 YEARS
CY2011	26.09%	43.90%	59.95%	67.47%
CY2012	23.65%	41.40%	57.93%	65.65%
CY2013	24.97%	43.74%	60.31%	67.02%
CY2014	25.20%	43.19%	59.38%	65.07%
CY2015	25.63%	41.45%	56.16%	61.33%

- In any given year, approximately 25% of releases will return to incarceration within six months.
- More than 40% will return within one year.

LONG-TERM RETURNS



- The highest risk for recidivism is within six months of release.
- After three years, the number of returns to incarceration drops considerably.
- Less than 6% will return between six and ten years post-release.

REENTRY & PUBLIC SAFETY

- Recidivism reduction is an important part of the state's public safety mission.
 - Reentry planning helps offenders successfully resume family and community responsibilities.
-
- The Department has put programs in place to address the criminogenic risk factors associated with recidivism.

A PLAN TO ADDRESS NEEDS

Successful reentry begins upon admission and continues through incarceration, release, community supervision and ultimately the unsupervised and successful reintegration into the community.

- Assessing criminogenic needs
 - Anti-social values/beliefs/cognition
 - Anti-social companions
 - Anti-social personality or temperament
 - Family and/or marital
 - Substance abuse
 - Employment
 - Education
 - Leisure and/or recreation
- Offender Management Plan (OMP)
 - A roadmap to determine what programs are needed while in custody.
 - A means of measuring a prisoner's readiness for reentry.

REENTRY & REHABILITATION PROGRAMS

- Education
 - GED
 - English as Second Language
 - New Path High School
 - Post-secondary options
 - **Reentry classes**
 - Vocational rehabilitation & job prep
 - **Faith communities & mentoring**
 - Parenting classes
 - Alternatives to Violence
 - **Mental health**
 - Acute, subacute and crisis intervention
 - Specialized release programs
 - **Sex offender treatment**
 - Institutional programs
 - Containment model
 - Anger management
 - **Medical social work**
 - Domestic violence programming
 - **Substance abuse treatment**
 - Assessment
 - Psychoeducation
 - Intensive outpatient
 - Residential
 - Dual diagnosis programs
 - CRC programming
- Peer support
- Tenant Based Rental Assistance
- Medication assisted treatment**
- Vivitrol
 - Methadone bridging
 - 48-Week Offender Program

QUESTIONS?