



Presented by Colleen Glover



# Division Mission

The Tax Division Mission is to collect taxes,  
inform stakeholders,  
and regulate charitable gaming.

We promote tax compliance through quality service and fair administration.

We provide accurate and timely information to Alaska taxpayers.

We provide revenue estimating and economic forecasting.

# 2018 Division Accomplishments

- Supported 22 tax types, ~ 21,000 taxpayers and ~32,000 tax returns.
- Successful recruitment of two new created Corporate Income Tax Auditor positions who brought in ~\$3M additional tax revenue.
- Successful completion by Economic Research Group of two revenue forecasts, price session, and Fall 2018 Revenue Sources Book with a 60-year revenue history.
- Completed first full fiscal year of Marijuana Tax collections of ~\$11M.
- Completed HB 111 (passed in 2017) programming for carry forward losses in Tax Revenue Management System (TRMS).
- Developed an Audit Improvement Plan to improve efficiency and timing of Oil and Gas Audits.

# Organizational Structure

## 107 Full Time Positions

### Tax Functions = 67 Positions

- Oil & Gas Production Tax – 22
- Corporate Income Tax – 18
- Excise Taxes (12 taxes) – 13
- Petroleum Property Tax – 3
- Fish Tax – 6
- Charitable Gaming – 5

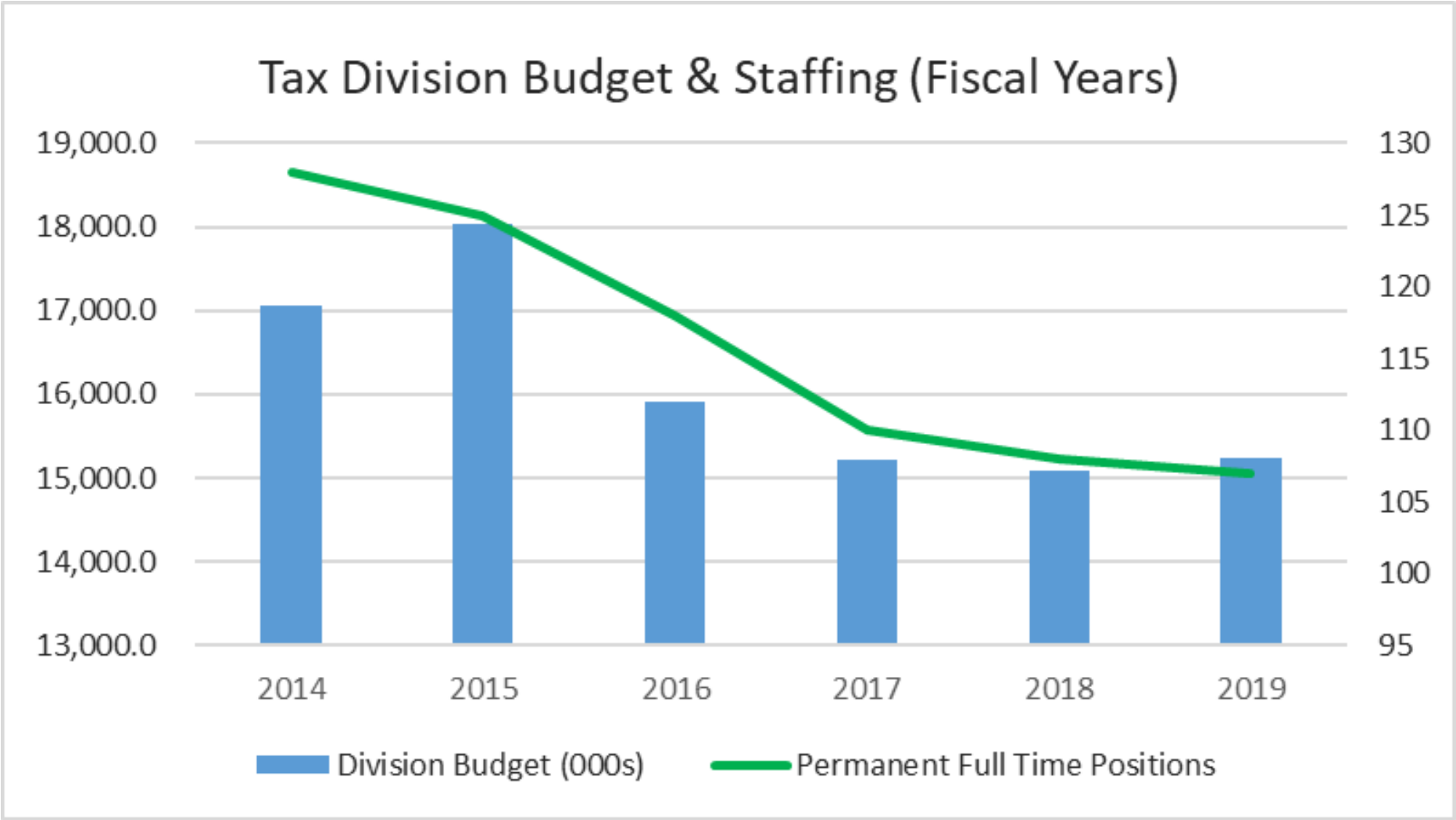
### Support Functions = 40 Positions

- Management & Administration – 5
- Economics Research & Analysis – 8
- Appeals – 5
- Regulations & Special Projects – 2
- Criminal Investigations Unit – 4
- Accounting and Collections – 5
- Information Technology – 5
- Imaging & Data Management – 6

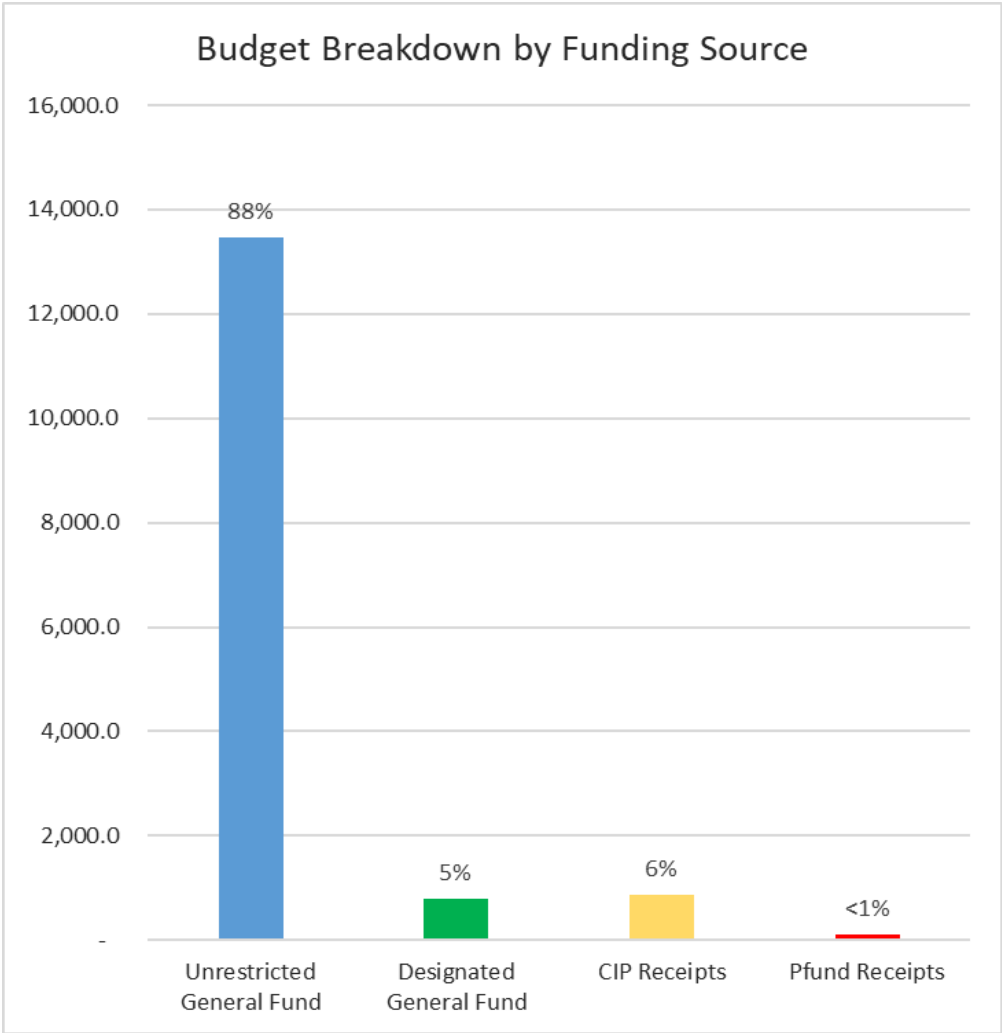
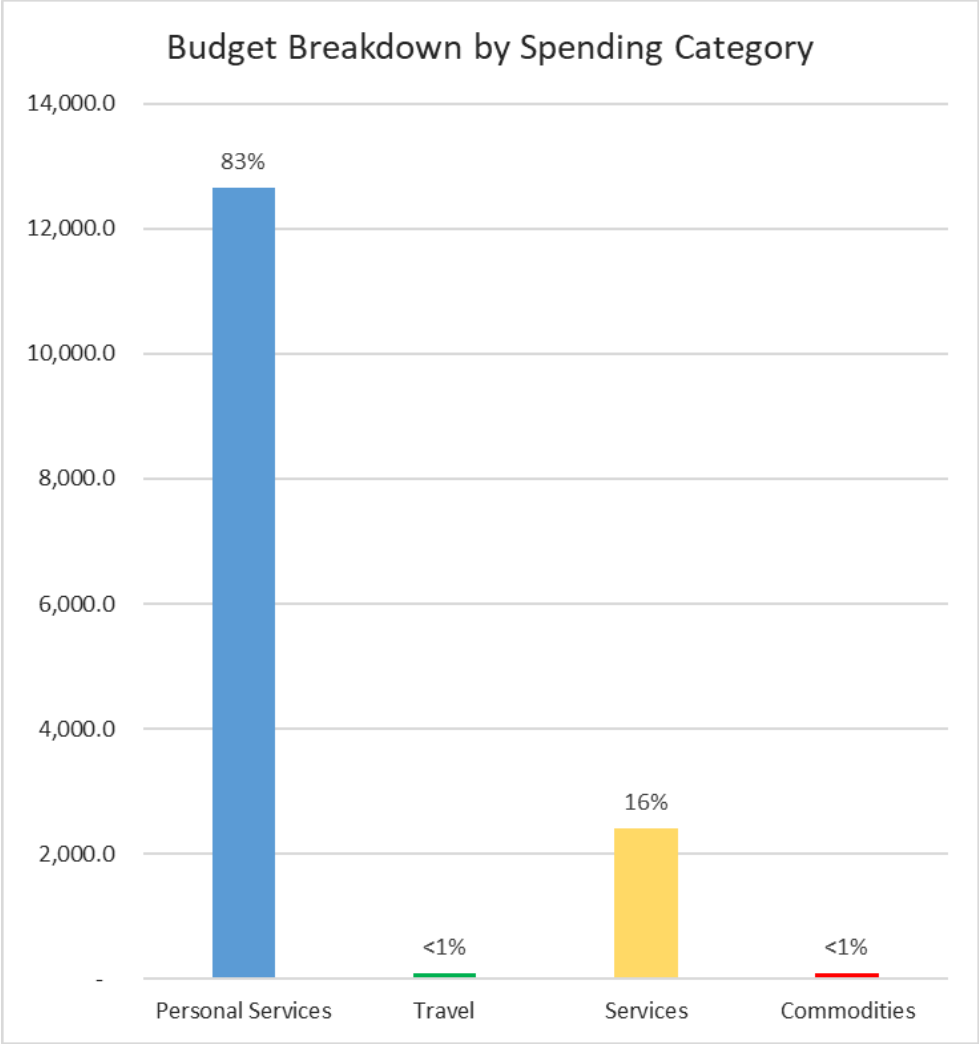
# FY 2019 Budget

- Positions:
  - Tax Positions decreased by one
    - Accounting Technician position transferred to the Commissioner's office in 2017
- Budget:
  - Increase of 135K from FY 2018 primarily due to annual personnel cost increases
  - We continue to look for efficiencies in our Division.

# FY 2019 Budget Historical Overview



# FY 2019 Budget



# Performance – Tax Returns

## Tax Return Filing Methods

Return Year	Online Returns	Online %	Paper Returns	Paper %	Total Returns
2018	27,762	87%	4,241	13%	32,003
2017	23,384	75%	7,667	25%	31,051
2016	16,271	51%	15,692	49%	31,963
2015	9,686	34%	19,040	66%	28,726
2014	2,701	9%	26,828	91%	29,529

- The percentage of online tax returns continues to improve each year. We would prefer that all tax returns be filed online.
- All tax types were not rolled into TRMS in FY 2014 and 2015. The electronic filing numbers include only Corp and Excise for these two years.



# Performance – Tax Permits & Licenses

## Application Filing Methods

Return Year	Online Applications	Online %	Paper Applications	Paper %	Total Applications
2018	2,797	91%	263	9%	3,060
2017	1,563	68%	746	32%	2,309
2016	498	44%	623	56%	1,121
2015	154	20%	626	80%	780
2014	8	80%	2	20%	10

- The percentage of online applications for tax licenses and permits has continued to grow annually.
- All tax types were not rolled into TRMS in FY 2014 and 2015. The electronic filing numbers include only Excise for these two years.

# Key Division Challenges

- Long-term plan for maintaining and updating the Tax Revenue Management System.
- Implementing the Oil & Gas Production Tax Audit Improvement Plan:
  - Executing multi-year plan to bring audits to three-year cycle.
  - Working with operators for streamlined data sharing process.
  - Performing first audits using “native” returns in TRMS.
- Recruitment to fill vacancies – finding sufficient qualified candidates in Alaska.
- Staff retention, knowledge improvement, and morale.
- Possible implementation of new revenue items or tax changes.

Thank you.  
Questions?

## Contact information:

Colleen Glover  
Director, Tax Division  
Department of Revenue  
Colleen.Glover@Alaska.gov  
(907) 269-1033

Brandon Spanos  
Deputy Director, Tax Division  
Department of Revenue  
Brandon.Spanos@Alaska.gov  
(907) 269-6736



[dor.alaska.gov](http://dor.alaska.gov)