



House Public Safety Subcommittee
Presentation by
Jayne E. Andreen, Interim Executive Director
February 2, 2017

Vision/Mission

- OUR VISION: Alaska, free from domestic and sexual violence
- OUR MISSION: Provide safety for Alaskans through crisis intervention, perpetrator accountability and prevention services
- Alaska Statute § 18.66.010 – 14 statutory responsibilities

Nine-Member Council




Richard Irwin
Public Member




Patricia Owen, Chair
Department of Education and Early
Development



Michelle DeWitt
Public Member



Karen Forrest, Deputy Commissioner
Department of Health and Social Services




Walt Monegan, Commissioner
Department of Public Safety



Donna Erickson
Rural Public Member

James Cantor, Deputy Attorney General
Department of Law

Dean Williams, Commissioner
Department of Corrections



Rachel Gernat
Public Member

How bad is it?

Out of every 100 adult women who reside in the State of Alaska:

48 experienced intimate partner violence (IPV):



37 experienced sexual violence:

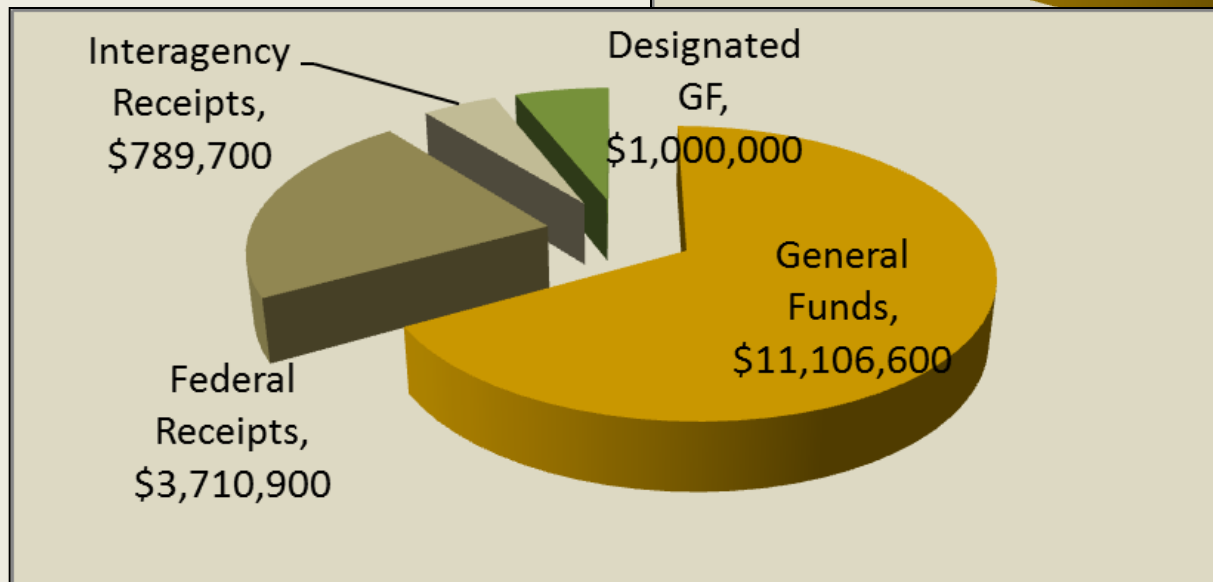
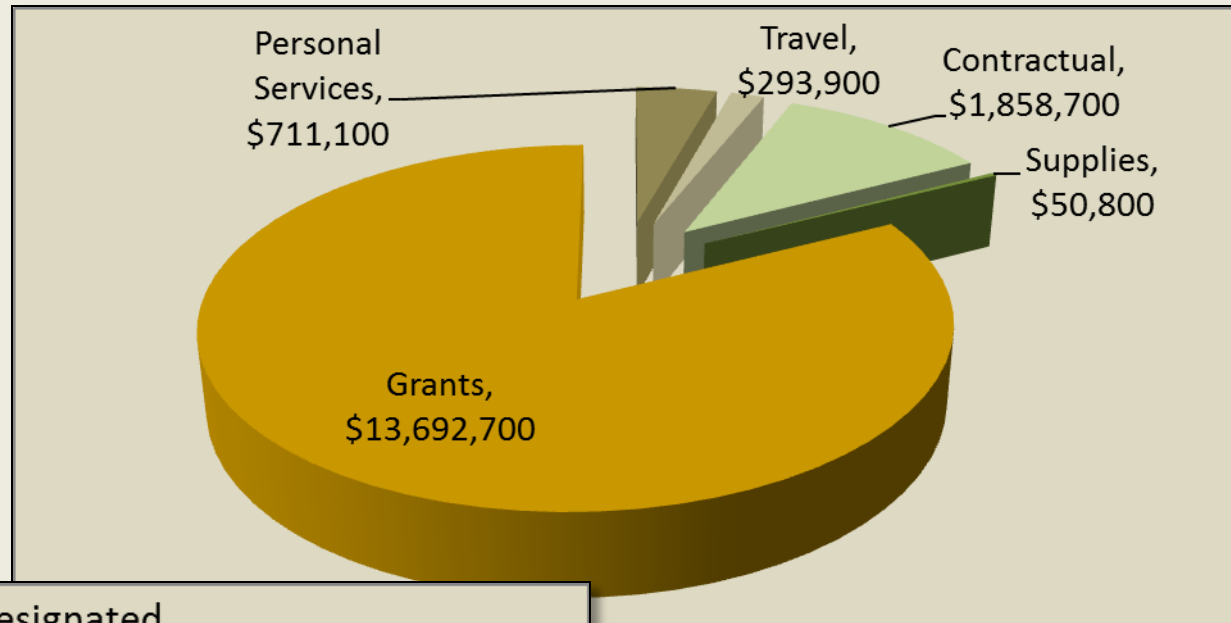


59 experienced intimate partner violence, sexual violence, or both:


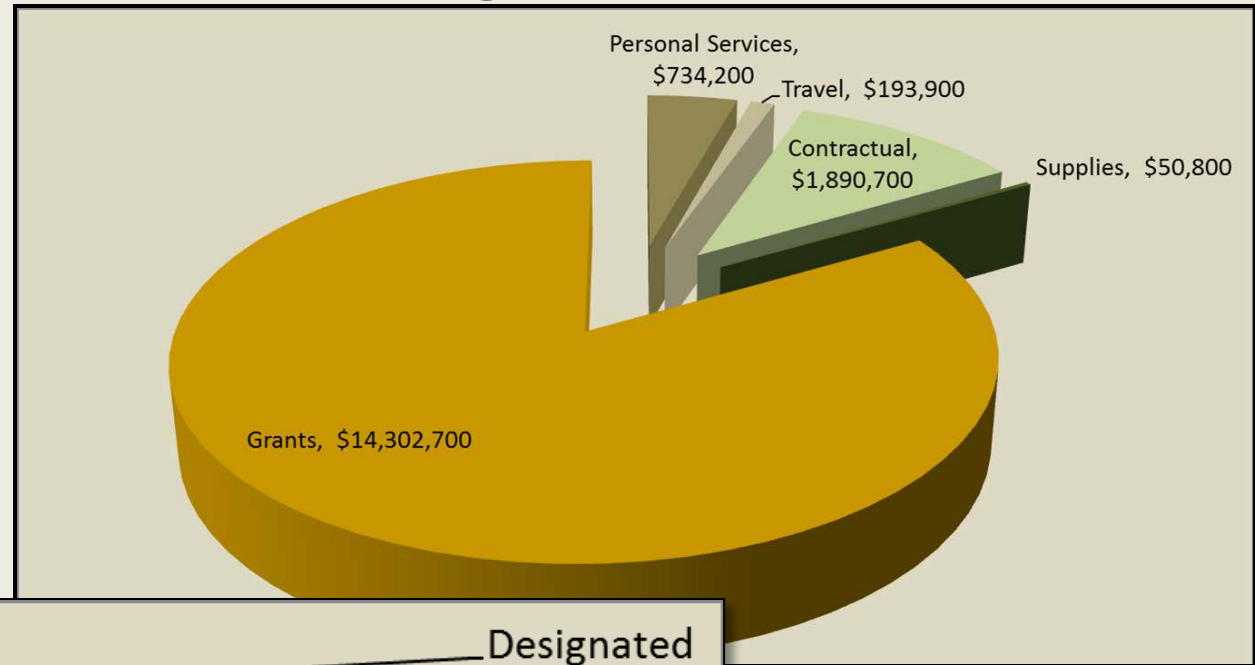


These lifetime estimates come from a 2010 survey of adult women in the State of Alaska.
Source: UAA Justice Center, Alaska Victimization Survey, <http://justice.uaa.alaska.edu/avs>.

FY2017 Mgmt Plan - \$16,607,200



FY2018 Governor's Budget - \$17,172,300



Comparison

	FY2017	FY2018	Difference
Federal Receipts	\$3,710,900	\$4,712,000	\$1,001,100*
Undesignated General Fund	\$11,106,600	\$10,770,200	-\$336,400
Interagency Receipts	\$789,700	\$690,100	-\$99,600
Designated General Funds	\$1,000,000	\$1,000,000	-0-
	\$16,607,200	\$17,172,300	\$565,100

Comparison

	FY2017	FY2018	Difference
Personal Services	\$711,100	\$734,200	\$23,100
Travel	\$293,900	\$193,900	-\$100,000
Services	\$1,858,700	\$1,890,700	\$32,000
Supplies	\$50,800	\$50,800	-0-
Grants	\$13,692,700	\$14,302,700	\$610,000
	\$16,607,200	\$17,172,300	\$565,100


State General Funds

- Undesignated General Funds
- Designated General Funds
- Interagency Receipts



Federal Funds

- Victims of Crime Act
- Family Violence Prevention and Services Act
- Sexual Assault Services Program
- Services*Training*Officers*Prosecutors (STOP)
- Grants to Encourage Arrest
- Justice For Families



Services

- Immediate Safety/Crisis Intervention
- Batterers Intervention Programming
- Primary Prevention



Prepared by CDVSA



2/2/2017

Making a Difference?

Measures of Violence	Lifetime		Past Year	
	2010	2015	2010	2015
Intimate partner violence (composite)	47.6%	40.4%	9.4%	6.4%
Threats of physical violence	31.0%	25.6%	5.8%	3.0%
Physical violence	44.8%	39.6%	8.6%	5.9%
Sexual violence (composite)	37.1%	33.1%	4.3%	2.9%
Alcohol- or drug-involved sexual assault	26.8%	22.6%	3.6%	2.0%
Forcible sexual assault	25.6%	23.5%	2.5%	1.6%
Any Violence (composite)	58.6%	50.3%	11.8%	8.1%

- Intimate partner violence decreased by 32%.
- Sexual violence decreased by 33%.
- 6,566 fewer women experienced intimate partner violence in 2015 than in 2010.
- 3,072 fewer women experienced sexual violence in 2015 than 2010.

Source: UAA Justice Center, Alaska Victimization Survey, <http://justice.uaa.alaska.edu/avs>

Questions?

