

State of Alaska FY2018 Governor's Operating Budget

Department of Natural Resources

Department of Natural Resources

Mission

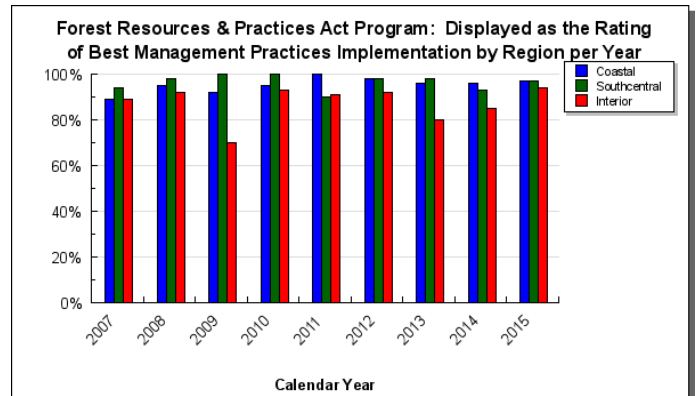
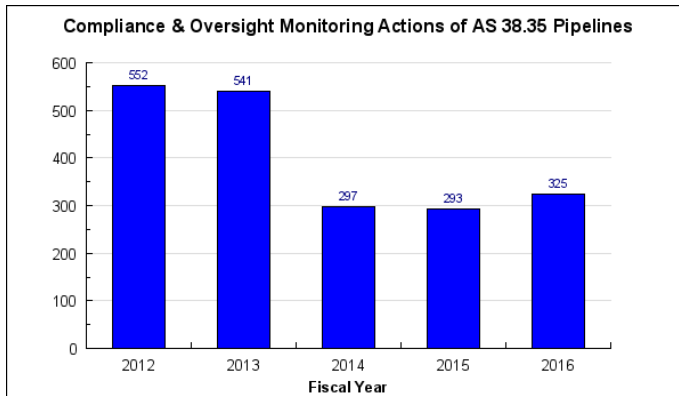
Develop, conserve and maximize the use of Alaska's natural resources consistent with the public interest. Alaska Constitution Article 8; AS 03, AS 27, AS 38, AS 40, AS 41, AS 43.90, AS 14.30.740

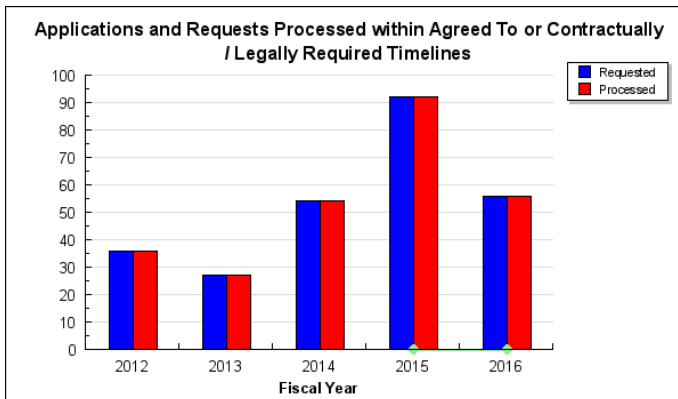
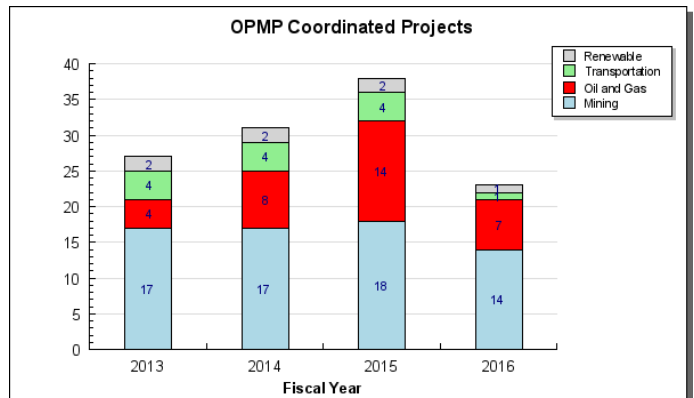
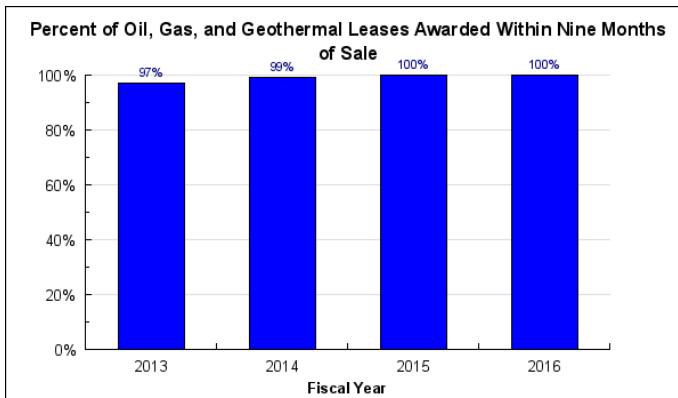
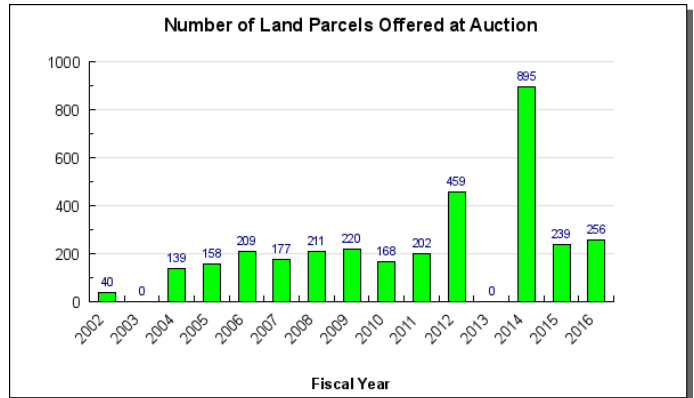
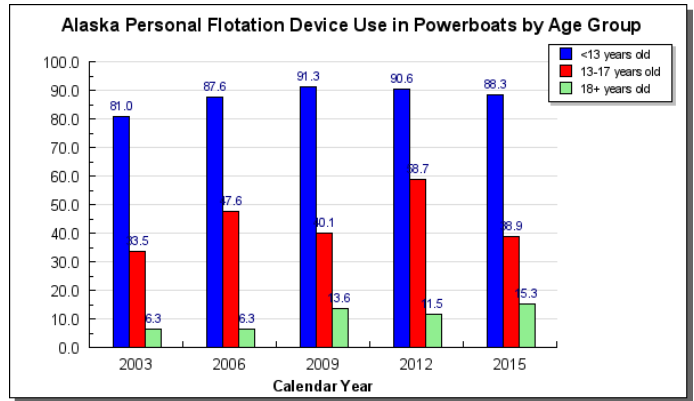
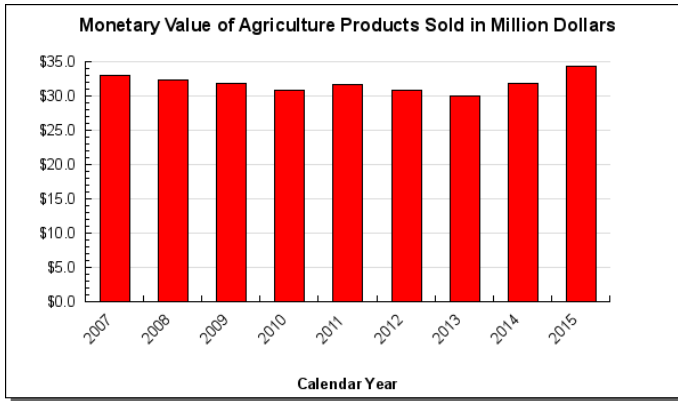
	Core Services (in priority order)	UGF	DGF	Other	Fed	Total	PFT	PPT	NP	% GF
1	Foster responsible commercial development and use of state land and natural resources, consistent with the public interest, for long-term wealth and employment.	22,655.1	14,597.5	26,520.4	6,461.0	70,234.0	354	11	18	39.9%
2	Mitigate threat to the public from natural hazards by providing comprehensive fire protection services on state, private and municipal lands, and through identifying significant geologic hazards.	23,981.2	731.5	3,514.6	13,574.7	41,802.0	52	170	1	26.4%
3	Provide access to state lands for public and private use, settlement, and recreation.	7,908.9	13,677.2	5,776.2	2,412.1	29,774.4	189	33	53	23.1%
4	Ensure sufficient data acquisition and assessment of land and resources to foster responsible resource and community development and public safety.	7,570.7	2,315.5	4,866.4	3,059.0	17,811.6	99	4	12	10.6%
FY2017 Management Plan		62,115.9	31,321.7	40,677.6	25,506.8	159,622.0	694	218	84	

Measures by Core Service

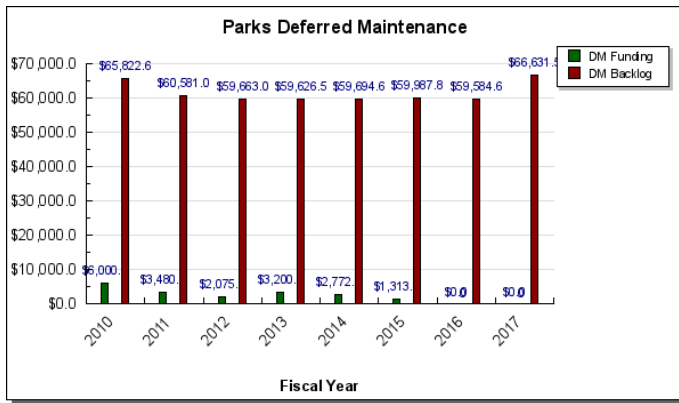
(Additional performance information is available on the web at <https://omb.alaska.gov/results>.)

1. Foster responsible commercial development and use of state land and natural resources, consistent with the public interest, for long-term wealth and employment.

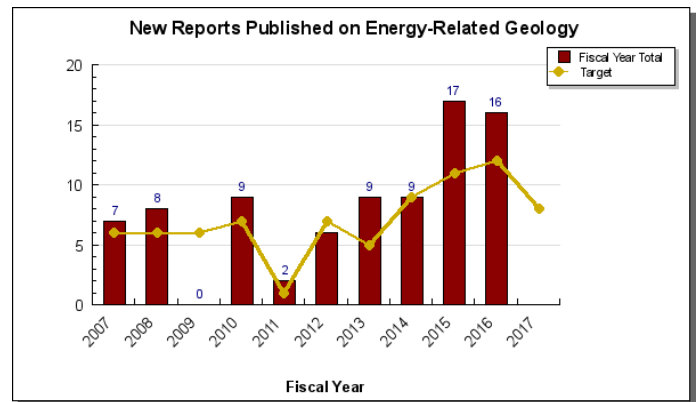
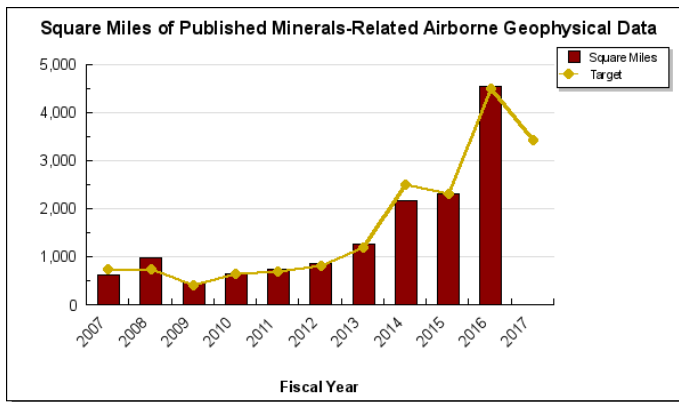




2. Mitigate threat to the public from natural hazards by providing comprehensive fire protection services on state, private and municipal lands, and through identifying significant geologic



4. Ensure sufficient data acquisition and assessment of land and resources to foster responsible resource and community development and public safety.



Major Department Accomplishments in 2016

Accomplishments Identified by Core Service

Foster responsible commercial development and use of state land and natural resources, consistent with the public interest, for long-term wealth and employment:

- Division of Oil and Gas (DOG) issued four federal oil royalty audits and collected \$27.0 million in additional revenue.
- DOG held five area-wide lease sales resulting in \$10 million in bonus bids and 205,653 acres leased, and receipted \$919.9 million in royalty, net profit share lease revenues, rents, bonus bids, unit actions, and federal payments.
- Office of Project Management & Permitting (OPMP) developed a wetlands compensatory mitigation In Lieu Fee (ILF) application and submitted it to the Army Corps of Engineers. This application advances the State of Alaska’s interest in setting up an ILF Program, to include a state managed wetlands mitigation bank.
- OPMP lead state participation during the federal NEPA review and coordinated multi-agency permitting for the Greater Moose’s Tooth-1 project, which if successful, would be the first production from federal leases within the National Petroleum Reserve-Alaska. OPMP also led state participation in the Donlin Gold project, which could provide significant economic benefits to the Yukon Kuskokwim region.
- The Division of Forestry (DOF) Forest Resource Management program continued to emphasize support of local value-added wood processors and local jobs in its timber sale program. In FY2016, the division sold

- DPOR is working to minimize its need for general funds for its operational costs and raise revenues from fee increases and other initiatives, such as selling park merchandise in the context of immediate budget declines.
- Increased visitation coupled with a decrease in the number of rangers has resulted in greater difficulty deterring illegal behavior in state parks.
- Park units being placed in passive management, which means they are open to public use but receive no maintenance, cleaning, upkeep or park ranger law enforcement oversight, increases the risk of vandalism and deterioration.

Ensure sufficient data acquisition and assessment of land and resources to foster responsible resource and community development and public safety:

- The business models being adopted and implemented across the department have increased the dependence on electronic systems, centralized databases and data management, while decreasing the Information Resource Management section's ability to assist with particular critical data requests due to increased workload.
- With decreased staffing, the Division of Geological and Geophysical Surveys struggles to provide timely access to sufficient, targeted geologic data and interpretations to facilitate exploration by small- to mid-sized oil and gas companies.
- Alaska is still the most poorly mapped state in the union. We have made significant progress in recent years, but we still have a long way to go. Further progress will be challenging given the current fiscal situation.

Significant Changes in Results to be Delivered in FY2018

- The department will continue to implement general fund budget reductions with a focus on minimizing the loss of core service functionality.
- The department will continue working aggressively to finalize the build out of the Unified Permit project to improve and modernize the land and water use authorization processes, and work through the existing backlog. There will be a focus on processing and providing timely, efficient and predictable authorizations.
- The Division of Geological and Geophysical Surveys (DGGS) will enhance access to geologic materials through improved access, the development of new procedures, and the deployment of new equipment at the new Geologic Materials Center, located in Anchorage and closer the industry user base.
- DGGS will continue to strengthen partnerships with federal agencies and local communities to provide scientific assessments of natural hazards, such as landslides, coastal erosion, and tsunamis, to help augment the safety and well- being of potentially affected areas and residents and deliver pertinent information to city planners and community leaders.
- DGGS will focus on publication of recently acquired geologic data in the Cook Inlet region. These reports will help evaluate oil and gas potential from conventional and unconventional resource plays and attract new investment from industry.
- Depending on fire activity and location, there will be challenges with fully meeting DOF's stated goal for catching 90% of fire in the Full Management Protection Areas at 10 acres or less. The last two seasons have seen a rate of 65% and 84%.
- Reductions in the Division of Parks and Outdoor Recreation will result in Wood Tikchik, Kodiak area, and Northern area park units being moved to passive management or downsized.

- OPMP completed implementation of the Coastal Impact Assistance Program (CIAP) in FY2017. CIAP was a federal grant program that terminated on December 31, 2016, which provided approximately \$51.6 million to the State of Alaska for projects that benefited the natural coastal environment.
- Participation in the Shared Services structure, which provides enterprise-wide support for common administrative functions, will allow the agency to focus more closely on core mission responsibilities.
- Incorporation of our Information Resource Management team into a centralized Office of Information Technology should result in lower costs for commodity services, and a consistent technology strategy for state operations, while still meeting the mission critical IT needs of the department.

Contact Information	
Commissioner: Andrew T. Mack Phone: (907) 269-8431 Fax: (907) 269-8918 E-mail: andy.mack@alaska.gov	Administrative Services Director: Fabienne Peter-Contesse Phone: (907) 465-2422 Fax: (907) 465-3886 fabienne.peter-contesse@alaska.gov E-mail: v

Department Totals
Department of Natural Resources

Description	FY2016 Actuals	FY2017 Conference Committee	FY2017 Authorized	FY2017 Management Plan	FY2018 Governor	FY2017 Management Plan vs FY2018 Governor	
Department Totals	203,463.5	156,336.0	159,622.0	159,622.0	152,745.6	-6,876.4	-4.3%
Objects of Expenditure:							
71000 Personal Services	106,787.5	93,984.7	94,005.6	92,566.9	86,653.6	-5,913.3	-6.4%
72000 Travel	4,534.3	2,613.5	2,592.3	2,472.3	1,916.9	-555.4	
73000 Services	81,646.6	48,862.7	52,153.0	53,720.9	54,887.3	1,166.4	2.2%
74000 Commodities	10,025.5	9,844.2	9,840.2	9,831.0	8,256.9	-1,574.1	-16.0%
75000 Capital Outlay	428.2	915.9	915.9	915.9	915.9	0.0	0.0%
77000 Grants, Benefits	41.4	115.0	115.0	115.0	115.0	0.0	0.0%
78000 Miscellaneous	0.0	0.0	0.0	0.0	0.0	0.0	0.0%
Funding Source:							
1002 Fed Rcpts (Fed)	34,479.6	21,869.4	25,506.8	25,506.8	24,320.1	-1,186.7	-4.7%
1003 G/F Match (UGF)	697.1	738.6	738.6	738.6	744.0	5.4	0.7%
1004 Gen Fund (UGF)	104,795.2	61,728.7	61,377.3	61,377.3	58,478.2	-2,899.1	-4.7%
1005 GF/Prgm (DGF)	12,410.6	18,508.2	18,508.2	18,508.2	19,928.1	1,419.9	7.7%
1007 I/A Rcpts (Other)	5,032.5	6,831.4	6,831.4	6,831.4	6,761.6	-69.8	-1.0%
1018 EVOSS (Other)	130.4	192.0	192.0	192.0	133.0	-59.0	-30.7%
1021 Agric Loan (DGF)	2,006.6	2,540.7	2,540.7	2,540.7	495.7	-2,045.0	-80.5%
1055 IA/OIL HAZ (Other)	19.4	48.3	48.3	48.3	48.8	0.5	1.0%
1061 CIP Rcpts (Other)	6,742.0	6,610.5	6,610.5	6,610.5	5,685.0	-925.5	-14.0%
1092 MHTAAR (Other)	3,911.4	4,418.9	4,418.9	4,418.9	4,463.2	44.3	1.0%
1105 PFund Rcpt (Other)	5,837.6	5,896.9	5,896.9	5,896.9	5,959.4	62.5	1.1%
1108 Stat Desig (Other)	9,313.6	15,663.1	15,663.1	15,663.1	14,440.6	-1,222.5	-7.8%
1153 State Land (DGF)	4,043.0	5,959.1	5,959.1	5,959.1	5,914.9	-44.2	-0.7%
1154 Shore Fish (DGF)	294.6	344.8	344.8	344.8	348.0	3.2	0.9%
1155 Timber Rcp (DGF)	360.2	989.3	989.3	989.3	994.3	5.0	0.5%
1192 Mine Trust (Other)	1.6	50.0	50.0	50.0	50.0	0.0	0.0%
1200 VehRntlTax (DGF)	2,984.3	2,979.6	2,979.6	2,979.6	3,013.2	33.6	1.1%
1216 Boat Rcpts (Other)	300.0	300.0	300.0	300.0	300.0	0.0	0.0%
1217 NGF Earn (Other)	0.0	150.0	150.0	150.0	150.0	0.0	0.0%
1232 ISPF-I/A (Other)	247.2	516.5	516.5	516.5	517.5	1.0	0.2%
1241 GF/LNG (UGF)	9,856.6	0.0	0.0	0.0	0.0	0.0	0.0%
Totals:							
Unrestricted Gen (UGF)	115,348.9	62,467.3	62,115.9	62,115.9	59,222.2	-2,893.7	-4.7%
Designated Gen (DGF)	22,099.3	31,321.7	31,321.7	31,321.7	30,694.2	-627.5	-2.0%
Other Funds	31,535.7	40,677.6	40,677.6	40,677.6	38,509.1	-2,168.5	-5.3%
Federal Funds	34,479.6	21,869.4	25,506.8	25,506.8	24,320.1	-1,186.7	-4.7%

Department Totals
Department of Natural Resources

Description	FY2016 Actuals	FY2017 Conference Committee	FY2017 Authorized	FY2017 Management Plan	FY2018 Governor	FY2017 Management Plan vs FY2018 Governor	
Positions:							
Permanent Full Time	720	710	708	694	628	-66	-9.5%
Permanent Part Time	219	218	217	218	213	-5	-2.3%
Non Permanent	92	90	95	84	64	-20	-23.8%

Component Summary Unrestricted General Funds Only
Department of Natural Resources

Results Delivery Unit/ Component	FY2016 Actuals	FY2017 Conference Committee	FY2017 Authorized	FY2017 Management Plan	FY2018 Governor	FY2017 Management Plan vs FY2018 Governor	
Administration and Support							
NorthSlope Gas Commercialization	9,856.6	0.0	0.0	0.0	0.0	0.0	0.0%
Commissioner's Office	1,534.2	1,167.8	1,167.8	1,167.8	1,180.7	12.9	1.1%
Project Management & Permitting	845.2	928.9	928.9	928.9	840.3	-88.6	-9.5%
Administrative Services	2,619.7	2,338.7	2,338.7	2,338.7	2,345.1	6.4	0.3%
Information Resource Mgmt.	3,239.9	3,223.5	3,223.5	3,223.5	3,230.5	7.0	0.2%
Interdepartmental Chargebacks	1,231.2	1,181.1	1,181.1	1,181.1	1,181.1	0.0	0.0%
Facilities	2,790.9	2,717.9	2,717.9	2,717.9	2,717.9	0.0	0.0%
Citizen's Advisory Commission	262.6	272.9	0.0	0.0	0.0	0.0	0.0%
Public Information Center	509.3	523.3	523.3	523.3	527.3	4.0	0.8%
RDU Totals:	22,889.6	12,354.1	12,081.2	12,081.2	12,022.9	-58.3	-0.5%
Oil and Gas							
Oil & Gas	8,185.7	8,921.0	8,921.0	8,921.0	8,007.3	-913.7	-10.2%
RDU Totals:	8,185.7	8,921.0	8,921.0	8,921.0	8,007.3	-913.7	-10.2%
Fire Suppression, Land & Water Resources							
Mining, Land & Water	11,987.5	6,693.4	6,614.9	6,614.9	6,118.3	-496.6	-7.5%
Forest Management & Develop	2,463.9	2,266.3	2,266.3	2,266.3	2,281.1	14.8	0.7%
Geological & Geophysical Surveys	4,589.6	4,444.8	4,444.8	4,444.8	3,749.8	-695.0	-15.6%
Fire Suppression Preparedness	15,790.9	15,912.3	15,912.3	15,912.3	15,985.8	73.5	0.5%
Fire Suppression Activity	43,556.5	5,973.0	5,973.0	5,973.0	5,973.0	0.0	0.0%
RDU Totals:	78,388.4	35,289.8	35,211.3	35,211.3	34,108.0	-1,103.3	-3.1%
Agriculture							
Agricultural Development	737.2	907.7	907.7	1,138.5	1,020.5	-118.0	-10.4%
N. Latitude Plant Material Ctr	1,855.7	1,867.2	1,867.2	1,636.4	1,649.7	13.3	0.8%
RDU Totals:	2,592.9	2,774.9	2,774.9	2,774.9	2,670.2	-104.7	-3.8%
Parks and Outdoor Recreation							
Parks Management & Access	2,843.6	2,694.2	2,694.2	2,694.2	1,977.1	-717.1	-26.6%
History and Archaeology	448.7	433.3	433.3	433.3	436.7	3.4	0.8%
RDU Totals:	3,292.3	3,127.5	3,127.5	3,127.5	2,413.8	-713.7	-22.8%
Unrestricted Gen (UGF):	115,348.9	62,467.3	62,115.9	62,115.9	59,222.2	-2,893.7	-4.7%
Designated Gen (DGF):	0.0	0.0	0.0	0.0	0.0	0.0	0.0%
Other Funds:	0.0	0.0	0.0	0.0	0.0	0.0	0.0%
Federal Funds:	0.0	0.0	0.0	0.0	0.0	0.0	0.0%
Total Funds:	115,348.9	62,467.3	62,115.9	62,115.9	59,222.2	-2,893.7	-4.7%

Component Summary All Funds
Department of Natural Resources

Results Delivery Unit/ Component	FY2016 Actuals	FY2017 Conference Committee	FY2017 Authorized	FY2017 Management Plan	FY2018 Governor	FY2017 Management Plan vs FY2018 Governor	
Administration and Support							
NorthSlope Gas Commercialization	9,856.6	0.0	0.0	0.0	0.0	0.0	0.0%
Commissioner's Office	1,880.7	1,369.1	1,369.1	1,499.1	1,689.2	190.1	12.7%
Project Management & Permitting	3,983.7	7,781.2	7,781.2	7,781.2	7,073.0	-708.2	-9.1%
Administrative Services	3,887.9	3,535.5	3,535.5	3,535.5	3,544.6	9.1	0.3%
Information Resource Mgmt.	4,519.9	4,866.6	4,866.6	4,866.6	4,386.4	-480.2	-9.9%
Interdepartmental Chargebacks	1,381.2	1,536.8	1,536.8	1,536.8	1,536.8	0.0	0.0%
Facilities	2,790.9	3,017.9	3,017.9	2,887.9	2,717.9	-170.0	-5.9%
Citizen's Advisory Commission	262.6	272.9	0.0	0.0	0.0	0.0	0.0%
Recorder's Office/UCC	3,948.3	4,626.4	4,626.4	4,626.4	3,795.4	-831.0	-18.0%
Trustee Council Projects	152.4	192.0	192.0	192.0	133.0	-59.0	-30.7%
Public Information Center	592.2	596.3	596.3	596.3	600.5	4.2	0.7%
Mental Health Lands Admin	3,911.4	4,418.9	4,418.9	4,418.9	4,463.2	44.3	1.0%
RDU Totals:	37,167.8	32,213.6	31,940.7	31,940.7	29,940.0	-2,000.7	-6.3%
Oil and Gas							
Oil & Gas	12,556.9	22,263.3	22,263.3	22,263.3	20,901.8	-1,361.5	-6.1%
State Pipeline Coordinator	7,124.4	0.0	0.0	0.0	0.0	0.0	0.0%
RDU Totals:	19,681.3	22,263.3	22,263.3	22,263.3	20,901.8	-1,361.5	-6.1%
Fire Suppression, Land & Water Resources							
Mining, Land & Water	24,137.6	26,478.4	26,399.9	26,399.9	27,282.2	882.3	3.3%
Forest Management & Develop	5,318.8	5,305.8	8,943.2	8,943.2	7,515.4	-1,427.8	-16.0%
Geological & Geophysical Surveys	7,602.6	8,509.5	8,509.5	8,509.5	8,313.1	-196.4	-2.3%
Fire Suppression Preparedness	18,232.6	18,644.7	18,644.7	18,644.7	18,734.1	89.4	0.5%
Fire Suppression Activity	70,231.7	19,433.4	19,433.4	19,433.4	19,433.4	0.0	0.0%
RDU Totals:	125,523.3	78,371.8	81,930.7	81,930.7	81,278.2	-652.5	-0.8%
Agriculture							
Agricultural Development	1,583.1	2,129.6	2,129.6	2,360.4	2,245.8	-114.6	-4.9%
N. Latitude Plant Material Ctr	2,156.4	2,300.5	2,300.5	2,069.7	2,084.6	14.9	0.7%
Agr Revolving Loan Pgm Admin	2,006.6	2,540.7	2,540.7	2,540.7	495.7	-2,045.0	-80.5%
RDU Totals:	5,746.1	6,970.8	6,970.8	6,970.8	4,826.1	-2,144.7	-30.8%
Parks and Outdoor Recreation							
Parks Management & Access	13,170.6	14,024.3	14,024.3	14,024.3	13,393.1	-631.2	-4.5%
History and Archaeology	2,174.4	2,492.2	2,492.2	2,492.2	2,406.4	-85.8	-3.4%
RDU Totals:	15,345.0	16,516.5	16,516.5	16,516.5	15,799.5	-717.0	-4.3%
Unrestricted Gen (UGF):	115,348.9	62,467.3	62,115.9	62,115.9	59,222.2	-2,893.7	-4.7%
Designated Gen (DGF):	22,099.3	31,321.7	31,321.7	31,321.7	30,694.2	-627.5	-2.0%
Other Funds:	31,535.7	40,677.6	40,677.6	40,677.6	38,509.1	-2,168.5	-5.3%
Federal Funds:	34,479.6	21,869.4	25,506.8	25,506.8	24,320.1	-1,186.7	-4.7%
Total Funds:	203,463.5	156,336.0	159,622.0	159,622.0	152,745.6	-6,876.4	-4.3%
Permanent Full Time:	720	710	708	694	628	-66	-9.5%
Permanent Part Time:	219	218	217	218	213	-5	-2.3%
Non Permanent:	92	90	95	84	64	-20	-23.8%
Total Positions:	1,031	1,018	1,020	996	905	-91	-9.1%

Inter-Agency Revenue Summary
Department of Natural Resources
Revenue Type 5007 Inter-Agency Receipts Only

Scenario: FY2018 Governor (13956)

Master Revenue Account	Sub Revenue Account	Component	Total
Department of Natural Resources Totals:			6,761.6
5007 I/A Rcpts	5301 Inter-Agency Receipts		2,665.6
5007 I/A Rcpts	5301 Inter-Agency Receipts	Commerce - Department-wide	5.5
5007 I/A Rcpts	5301 Inter-Agency Receipts	Correct - Department-wide	3.8
5007 I/A Rcpts	5301 Inter-Agency Receipts	FishGm - Department-wide	303.8
5007 I/A Rcpts	5301 Inter-Agency Receipts	NatRes - Administrative Services (424)	51.0
5007 I/A Rcpts	5301 Inter-Agency Receipts	NatRes - Agr Revolving Loan Pgm Admin (2235)	72.0
5007 I/A Rcpts	5301 Inter-Agency Receipts	NatRes - Agricultural Development (455)	15.0
5007 I/A Rcpts	5301 Inter-Agency Receipts	NatRes - Fire Suppression Activity (2706)	550.8
5007 I/A Rcpts	5301 Inter-Agency Receipts	NatRes - Fire Suppression Preparedness (2705)	1,019.8
5007 I/A Rcpts	5301 Inter-Agency Receipts	NatRes - Forest Management & Develop (435)	486.0
5007 I/A Rcpts	5301 Inter-Agency Receipts	NatRes - Geological & Geophysical Surveys (1031)	50.0
5007 I/A Rcpts	5301 Inter-Agency Receipts	NatRes - History and Archaeology (451)	110.0
5007 I/A Rcpts	5301 Inter-Agency Receipts	NatRes - Mental Health Lands Admin (1635)	63.0
5007 I/A Rcpts	5301 Inter-Agency Receipts	NatRes - Mining, Land & Water (3002)	179.4
5007 I/A Rcpts	5301 Inter-Agency Receipts	NatRes - N. Latitude Plant Material Ctr (2204)	6.3
5007 I/A Rcpts	5301 Inter-Agency Receipts	NatRes - Oil & Gas (439)	357.0
5007 I/A Rcpts	5301 Inter-Agency Receipts	NatRes - Parks Management & Access (3001)	15.2
5007 I/A Rcpts	5301 Inter-Agency Receipts	NatRes - Project Management & Permitting (2733)	396.4
5007 I/A Rcpts	5301 Inter-Agency Receipts	NatRes - Public Information Center (2441)	148.0
5007 I/A Rcpts	5301 Inter-Agency Receipts	NatRes - Recorder's Office/UCC (802)	124.5
5007 I/A Rcpts	5301 Inter-Agency Receipts	NatRes - State Pipeline Coordinator (1191)	17.0
5007 I/A Rcpts	5301 Inter-Agency Receipts	NatRes - Trustee Council Projects (1199)	18.9
5007 I/A Rcpts	5301 Inter-Agency Receipts	PubSaf - Department-wide	10.0
5007 I/A Rcpts	5301 Inter-Agency Receipts	Trans - Department-wide	78.3
5007 I/A Rcpts	5301 Inter-Agency Receipts	Univ - Department-wide	14.3
RDU: Administration and Support (600)			2,917.1
5007 I/A Rcpts	5301 Inter-Agency Receipts		518.0
5007 I/A Rcpts	5301 Inter-Agency Receipts	NatRes - Administrative Services (424)	51.0
5007 I/A Rcpts	5301 Inter-Agency Receipts	NatRes - Agr Revolving Loan Pgm Admin (2235)	72.0
5007 I/A Rcpts	5301 Inter-Agency Receipts	NatRes - Agricultural Development (455)	15.0
5007 I/A Rcpts	5301 Inter-Agency Receipts	NatRes - Fire Suppression Activity (2706)	175.0
5007 I/A Rcpts	5301 Inter-Agency Receipts	NatRes - Fire Suppression Preparedness (2705)	555.7
5007 I/A Rcpts	5301 Inter-Agency Receipts	NatRes - Forest Management & Develop (435)	456.0
5007 I/A Rcpts	5301 Inter-Agency Receipts	NatRes - Geological & Geophysical Surveys (1031)	50.0
5007 I/A Rcpts	5301 Inter-Agency Receipts	NatRes - History and Archaeology (451)	110.0
5007 I/A Rcpts	5301 Inter-Agency Receipts	NatRes - Mental Health Lands Admin (1635)	29.0
5007 I/A Rcpts	5301 Inter-Agency Receipts	NatRes - Mining, Land & Water (3002)	179.4
5007 I/A Rcpts	5301 Inter-Agency Receipts	NatRes - N. Latitude Plant Material Ctr (2204)	4.1
5007 I/A Rcpts	5301 Inter-Agency Receipts	NatRes - Oil & Gas (439)	333.5
5007 I/A Rcpts	5301 Inter-Agency Receipts	NatRes - Project Management & Permitting (2733)	65.0
5007 I/A Rcpts	5301 Inter-Agency Receipts	NatRes - Public Information Center (2441)	148.0
5007 I/A Rcpts	5301 Inter-Agency Receipts	NatRes - Recorder's Office/UCC (802)	124.5
5007 I/A Rcpts	5301 Inter-Agency Receipts	NatRes - State Pipeline Coordinator (1191)	12.0
5007 I/A Rcpts	5301 Inter-Agency Receipts	NatRes - Trustee Council Projects (1199)	18.9
Component: Commissioner's Office (423)			508.5
5007 I/A Rcpts	5301 Inter-Agency Receipts		360.5
5007 I/A Rcpts	5301 Inter-Agency Receipts	NatRes - Public Information Center (2441)	148.0
Component: Office of Project Management & Permitting (2733)			215.5
5007 I/A Rcpts	5301 Inter-Agency Receipts		40.0
5007 I/A Rcpts	5301 Inter-Agency Receipts	NatRes - Mining, Land & Water (3002)	60.5
5007 I/A Rcpts	5301 Inter-Agency Receipts	NatRes - Oil & Gas (439)	115.0
Component: Administrative Services (424)			1,199.5
5007 I/A Rcpts	5301 Inter-Agency Receipts	NatRes - Administrative Services (424)	51.0
5007 I/A Rcpts	5301 Inter-Agency Receipts	NatRes - Agr Revolving Loan Pgm Admin (2235)	72.0
5007 I/A Rcpts	5301 Inter-Agency Receipts	NatRes - Agricultural Development (455)	10.0
5007 I/A Rcpts	5301 Inter-Agency Receipts	NatRes - Fire Suppression Activity (2706)	175.0
5007 I/A Rcpts	5301 Inter-Agency Receipts	NatRes - Fire Suppression Preparedness (2705)	50.0
5007 I/A Rcpts	5301 Inter-Agency Receipts	NatRes - Forest Management & Develop (435)	416.0
5007 I/A Rcpts	5301 Inter-Agency Receipts	NatRes - Geological & Geophysical Surveys (1031)	50.0
5007 I/A Rcpts	5301 Inter-Agency Receipts	NatRes - Mental Health Lands Admin (1635)	13.1

Inter-Agency Revenue Summary
Department of Natural Resources
Revenue Type 5007 Inter-Agency Receipts Only

Scenario: FY2018 Governor (13956)

Master Revenue Account	Sub Revenue Account	Component	Total
5007 I/A Rcpts	5301 Inter-Agency Receipts	NatRes - Mining, Land & Water (3002)	74.8
5007 I/A Rcpts	5301 Inter-Agency Receipts	NatRes - N. Latitude Plant Material Ctr (2204)	4.1
5007 I/A Rcpts	5301 Inter-Agency Receipts	NatRes - Oil & Gas (439)	218.5
5007 I/A Rcpts	5301 Inter-Agency Receipts	NatRes - Project Management & Permitting (2733)	65.0
Component: Information Resource Management (427)			584.7
5007 I/A Rcpts	5301 Inter-Agency Receipts		117.5
5007 I/A Rcpts	5301 Inter-Agency Receipts	NatRes - Fire Suppression Preparedness (2705)	150.0
5007 I/A Rcpts	5301 Inter-Agency Receipts	NatRes - Forest Management & Develop (435)	40.0
5007 I/A Rcpts	5301 Inter-Agency Receipts	NatRes - History and Archaeology (451)	110.0
5007 I/A Rcpts	5301 Inter-Agency Receipts	NatRes - Mental Health Lands Admin (1635)	10.9
5007 I/A Rcpts	5301 Inter-Agency Receipts	NatRes - Mining, Land & Water (3002)	24.1
5007 I/A Rcpts	5301 Inter-Agency Receipts	NatRes - Recorder's Office/UCC (802)	101.3
5007 I/A Rcpts	5301 Inter-Agency Receipts	NatRes - State Pipeline Coordinator (1191)	12.0
5007 I/A Rcpts	5301 Inter-Agency Receipts	NatRes - Trustee Council Projects (1199)	18.9
Component: Interdepartmental Chargebacks (2998)			355.7
5007 I/A Rcpts	5301 Inter-Agency Receipts	NatRes - Fire Suppression Preparedness (2705)	355.7
Component: Public Information Center (2441)			53.2
5007 I/A Rcpts	5301 Inter-Agency Receipts	NatRes - Agricultural Development (455)	5.0
5007 I/A Rcpts	5301 Inter-Agency Receipts	NatRes - Mental Health Lands Admin (1635)	5.0
5007 I/A Rcpts	5301 Inter-Agency Receipts	NatRes - Mining, Land & Water (3002)	20.0
5007 I/A Rcpts	5301 Inter-Agency Receipts	NatRes - Recorder's Office/UCC (802)	23.2
RDU: Oil and Gas (601)			157.2
5007 I/A Rcpts	5301 Inter-Agency Receipts	NatRes - Project Management & Permitting (2733)	157.2
Component: Oil & Gas (439)			157.2
5007 I/A Rcpts	5301 Inter-Agency Receipts	NatRes - Project Management & Permitting (2733)	157.2
RDU: Fire Suppression, Land & Water Resources (602)			1,733.9
5007 I/A Rcpts	5301 Inter-Agency Receipts		461.2
5007 I/A Rcpts	5301 Inter-Agency Receipts	Commerce - Department-wide	5.5
5007 I/A Rcpts	5301 Inter-Agency Receipts	Correct - Department-wide	3.8
5007 I/A Rcpts	5301 Inter-Agency Receipts	FishGm - Department-wide	100.0
5007 I/A Rcpts	5301 Inter-Agency Receipts	NatRes - Fire Suppression Activity (2706)	375.8
5007 I/A Rcpts	5301 Inter-Agency Receipts	NatRes - Fire Suppression Preparedness (2705)	464.1
5007 I/A Rcpts	5301 Inter-Agency Receipts	NatRes - Forest Management & Develop (435)	30.0
5007 I/A Rcpts	5301 Inter-Agency Receipts	NatRes - Mental Health Lands Admin (1635)	34.0
5007 I/A Rcpts	5301 Inter-Agency Receipts	NatRes - Oil & Gas (439)	23.5
5007 I/A Rcpts	5301 Inter-Agency Receipts	NatRes - Parks Management & Access (3001)	15.2
5007 I/A Rcpts	5301 Inter-Agency Receipts	NatRes - Project Management & Permitting (2733)	172.2
5007 I/A Rcpts	5301 Inter-Agency Receipts	PubSaf - Department-wide	10.0
5007 I/A Rcpts	5301 Inter-Agency Receipts	Trans - Department-wide	24.3
5007 I/A Rcpts	5301 Inter-Agency Receipts	Univ - Department-wide	14.3
Component: Mining, Land & Water (3002)			373.3
5007 I/A Rcpts	5301 Inter-Agency Receipts	Commerce - Department-wide	5.5
5007 I/A Rcpts	5301 Inter-Agency Receipts	Correct - Department-wide	3.8
5007 I/A Rcpts	5301 Inter-Agency Receipts	FishGm - Department-wide	100.0
5007 I/A Rcpts	5301 Inter-Agency Receipts	NatRes - Fire Suppression Preparedness (2705)	9.1
5007 I/A Rcpts	5301 Inter-Agency Receipts	NatRes - Mental Health Lands Admin (1635)	34.0
5007 I/A Rcpts	5301 Inter-Agency Receipts	NatRes - Oil & Gas (439)	23.5
5007 I/A Rcpts	5301 Inter-Agency Receipts	NatRes - Parks Management & Access (3001)	15.2
5007 I/A Rcpts	5301 Inter-Agency Receipts	NatRes - Project Management & Permitting (2733)	172.2
5007 I/A Rcpts	5301 Inter-Agency Receipts	PubSaf - Department-wide	10.0
Component: Forest Management & Development (435)			499.3
5007 I/A Rcpts	5301 Inter-Agency Receipts	NatRes - Fire Suppression Preparedness (2705)	455.0
5007 I/A Rcpts	5301 Inter-Agency Receipts	NatRes - Forest Management & Develop (435)	30.0
5007 I/A Rcpts	5301 Inter-Agency Receipts	Univ - Department-wide	14.3
Component: Geological & Geophysical Surveys (1031)			461.2
5007 I/A Rcpts	5301 Inter-Agency Receipts		461.2
Component: Fire Suppression Preparedness (2705)			400.1
5007 I/A Rcpts	5301 Inter-Agency Receipts	NatRes - Fire Suppression Activity (2706)	375.8
5007 I/A Rcpts	5301 Inter-Agency Receipts	Trans - Department-wide	24.3
RDU: Agriculture (603)			68.3

Inter-Agency Revenue Summary
Department of Natural Resources
Revenue Type 5007 Inter-Agency Receipts Only

Scenario: FY2018 Governor (13956)

Master Revenue Account	Sub Revenue Account	Component	Total
5007 I/A Rcpts	5301 Inter-Agency Receipts		5.1
5007 I/A Rcpts	5301 Inter-Agency Receipts	NatRes - N. Latitude Plant Material Ctr (2204)	2.2
5007 I/A Rcpts	5301 Inter-Agency Receipts	NatRes - Project Management & Permitting (2733)	2.0
5007 I/A Rcpts	5301 Inter-Agency Receipts	NatRes - State Pipeline Coordinator (1191)	5.0
5007 I/A Rcpts	5301 Inter-Agency Receipts	Trans - Department-wide	54.0
Component: North Latitude Plant Material Center (2204)			68.3
5007 I/A Rcpts	5301 Inter-Agency Receipts		5.1
5007 I/A Rcpts	5301 Inter-Agency Receipts	NatRes - N. Latitude Plant Material Ctr (2204)	2.2
5007 I/A Rcpts	5301 Inter-Agency Receipts	NatRes - Project Management & Permitting (2733)	2.0
5007 I/A Rcpts	5301 Inter-Agency Receipts	NatRes - State Pipeline Coordinator (1191)	5.0
5007 I/A Rcpts	5301 Inter-Agency Receipts	Trans - Department-wide	54.0
RDU: Parks and Outdoor Recreation (604)			1,885.1
5007 I/A Rcpts	5301 Inter-Agency Receipts		1,681.3
5007 I/A Rcpts	5301 Inter-Agency Receipts	FishGm - Department-wide	203.8
Component: Parks Management & Access (3001)			1,072.2
5007 I/A Rcpts	5301 Inter-Agency Receipts		868.4
5007 I/A Rcpts	5301 Inter-Agency Receipts	FishGm - Department-wide	203.8
Component: Office of History and Archaeology (451)			812.9
5007 I/A Rcpts	5301 Inter-Agency Receipts		812.9