

DEPARTMENT OF CORRECTIONS
House Finance Sub-Committee
February 15, 2018



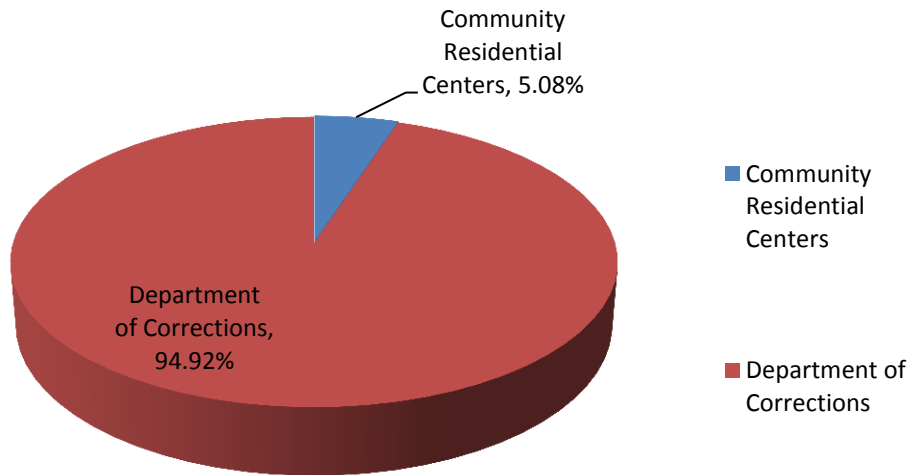
FY 2019 Budget Overview

**Community Residential Centers
(Halfway Houses)**

Community Residential Centers

2

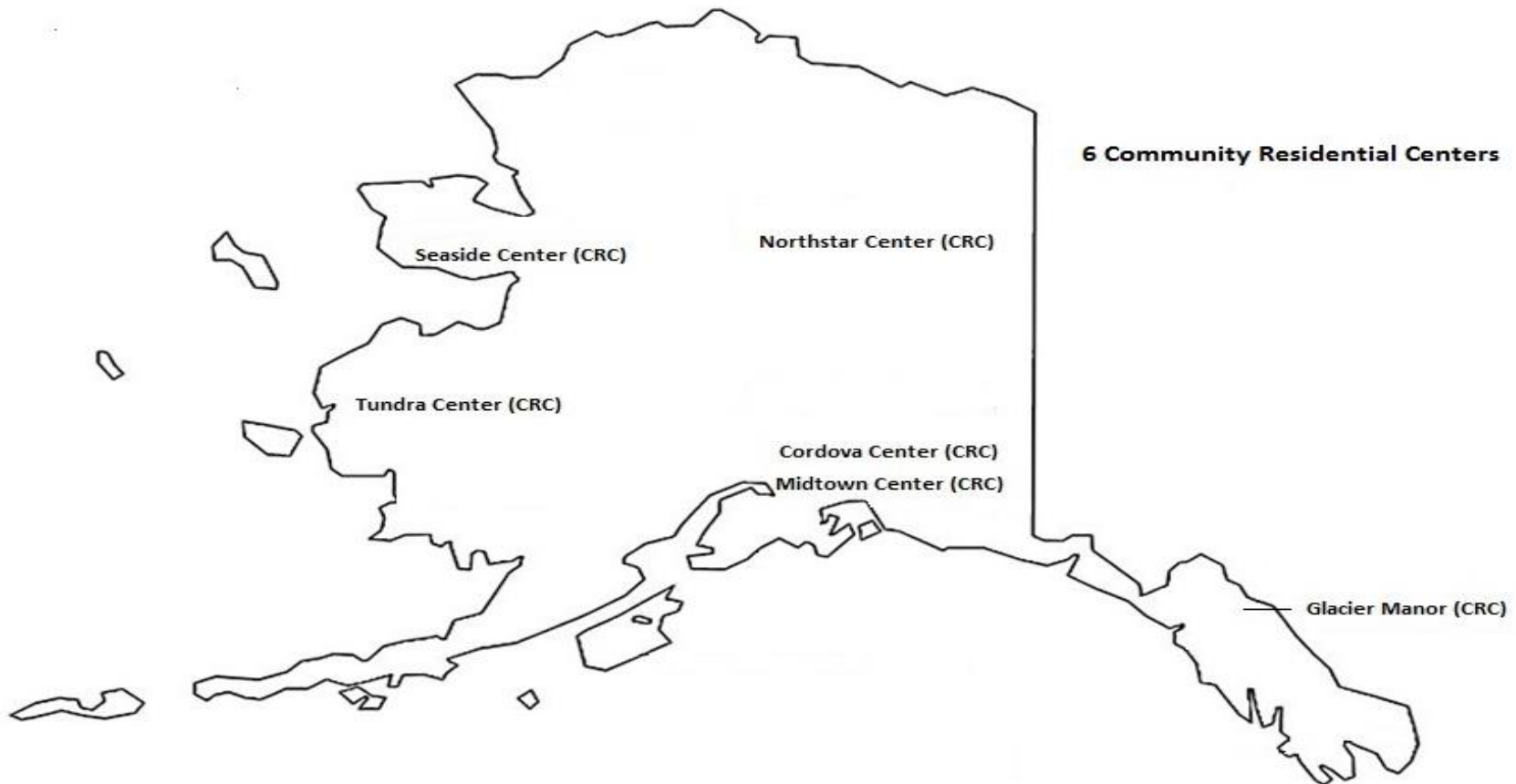
Community Residential Centers is 5.08% of the total Department of Corrections budget of \$331,107.5



TOTAL	\$16,812.4
UGF	\$13,473.3
DGF	\$3,339.1
Other	\$ -
Federal	\$ -

Community Residential Centers

3



Community Residential Centers

4

Community Residential Centers Financial Summary

	Bed Count	FY 2019 Gov Req	FY 2018 Authorization	FY 2017 Expenditures	FY 2016 Expenditures	FY 2015 Expenditures
* GeoGroup – Anchorage Consolidated Cordova / Midtown	260	\$6,417,198	\$6,417,198	\$6,586,394	\$10,332,086	\$10,647,431
* Glacier Manor –(Juneau)	85	\$2,672,737	\$2,672,737	\$2,818,735	\$2,844,203	\$2,841,430
** TJM Western - Glennwood (Anchorage)	90	\$ 0.0	\$972,021	\$2,318,934	\$2,339,133	\$2,336,801
GeoGroup - Northstar (Fairbanks)	99	\$2,758,079	\$2,758,079	\$3,155,297	\$3,227,207	\$3,449,017
GeoGroup - Seaside (Nome)	50	\$1,642,446	\$1,642,446	\$1,739,764	\$1,769,597	\$1,761,314
* GeoGroup - Tundra (Bethel)	85	\$2,917,804	\$2,917,804	\$3,281,584	\$3,330,978	\$3,364,501
Total:	579	\$16,408,264	\$17,380,285	\$19,900,707	\$23,843,205	\$24,400,494

Daily Cost Per Inmate

\$ 144.07	\$ 128.06	\$ 105.25	\$ 99.12
------------------	------------------	------------------	-----------------

Note:

*Contracts are expired and operating on a month to month basis,

**Glennwood (Anchorage) closed 11/30/17 (76 Regular beds and 14 Per-diem beds)

***Anchorage Parkview Closed 7/01/16

POPULATION TRENDS FOR ALL FACILITY TYPES

5

Since FY2014, the daily average inmate population has decreased for all facility types. However, CRC and EM have seen the most significant decreases.

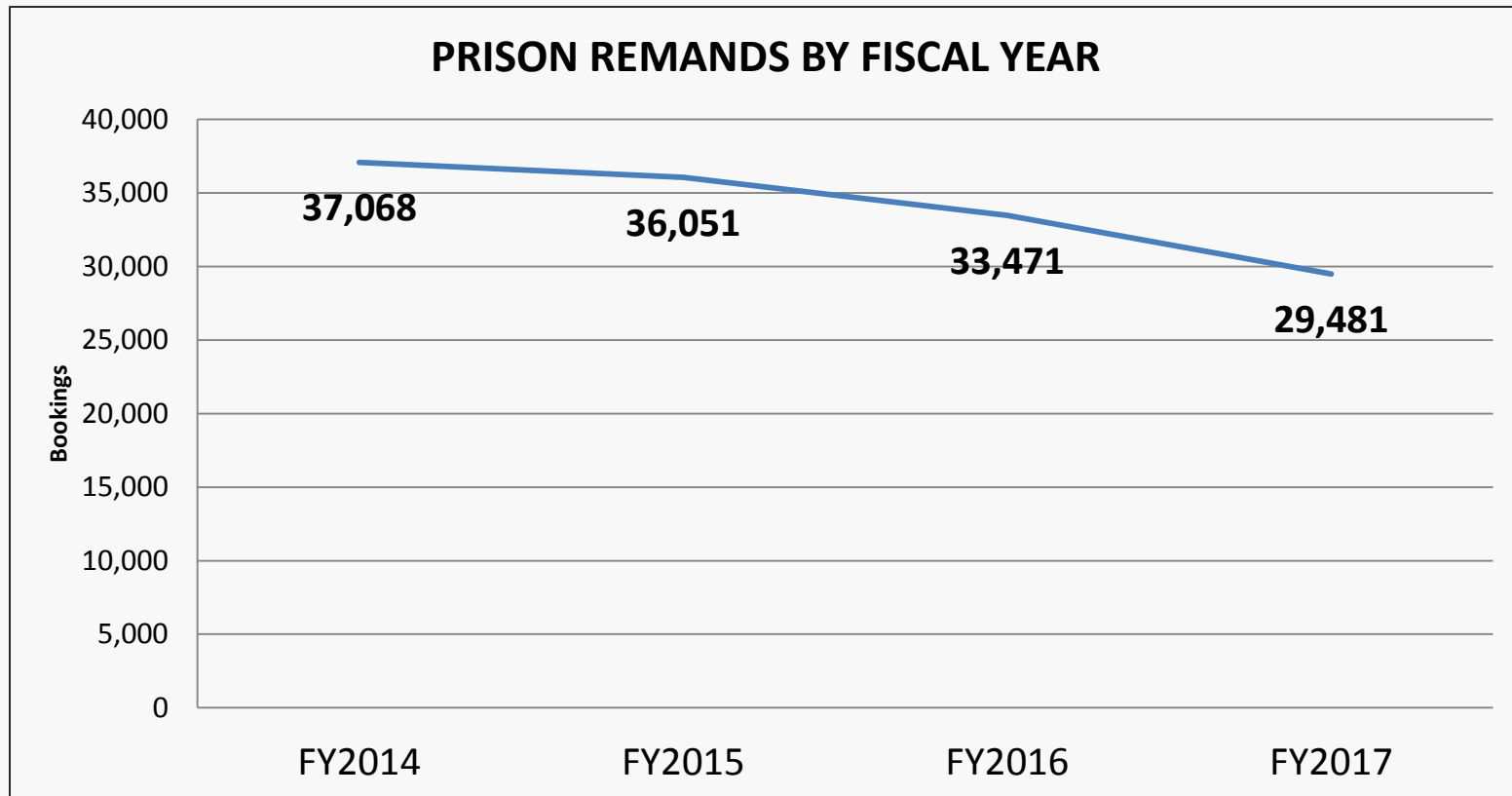
DAILY AVERAGE INMATE POPULATION BY FACILITY TYPE: FY2012 THRU FY2017

FACILITY	FY2014*	FY2015	FY2016	FY2017**	CHANGE FROM FY14 TO FY17	PERCENT CHANGE FROM FY14 TO FY17
CRC	761	691	635	430	-331	-43.50%
EM	386	440	419	287	-99	-25.65%
PRISON	5189	5187	4873	4437	-752	-14.49%
TOTAL	6336	6318	5927	5154	-1182	-18.66%

Remand - Trends

6

- Since Fiscal Year 2014, the number of Remands has dropped 25.7%.
- With fewer remands, the number of inmates eligible for CRC placement goes down.



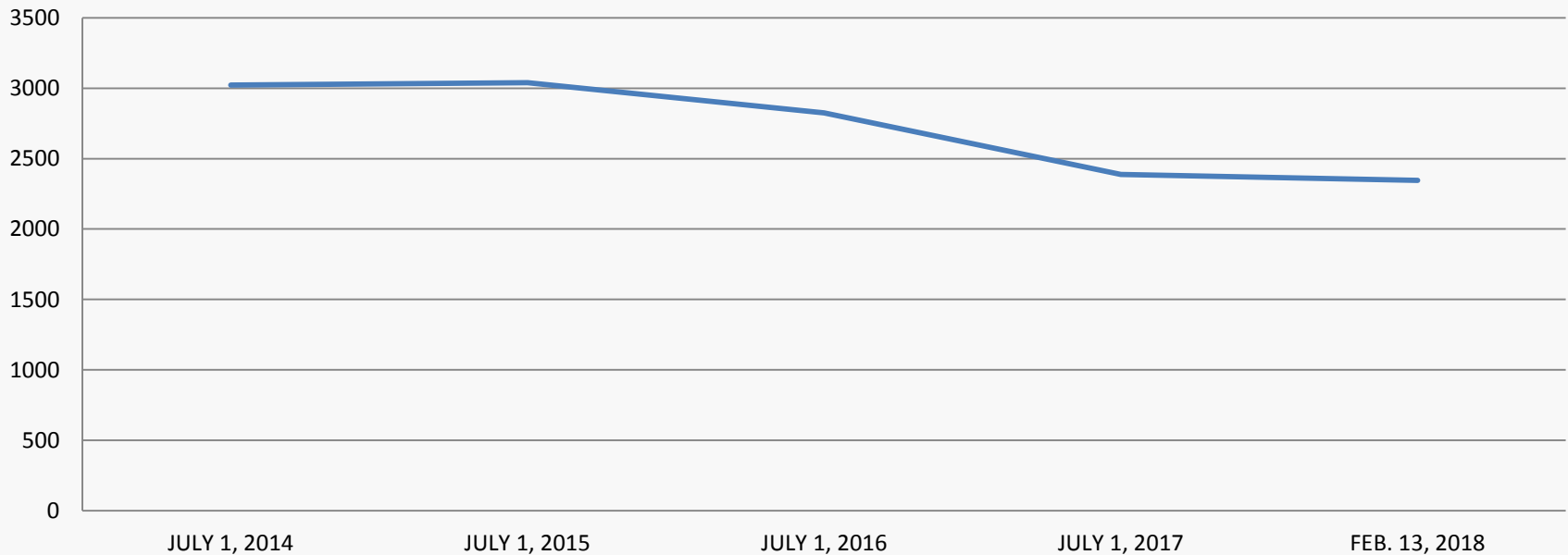
Sentenced - Trends

7

With the decline of remands, there is also a corresponding drop in sentenced inmates.

- Since 2014, sentenced inmate counts have dropped nearly 22%.
- This means there are fewer inmates who are eligible for CRC placement.

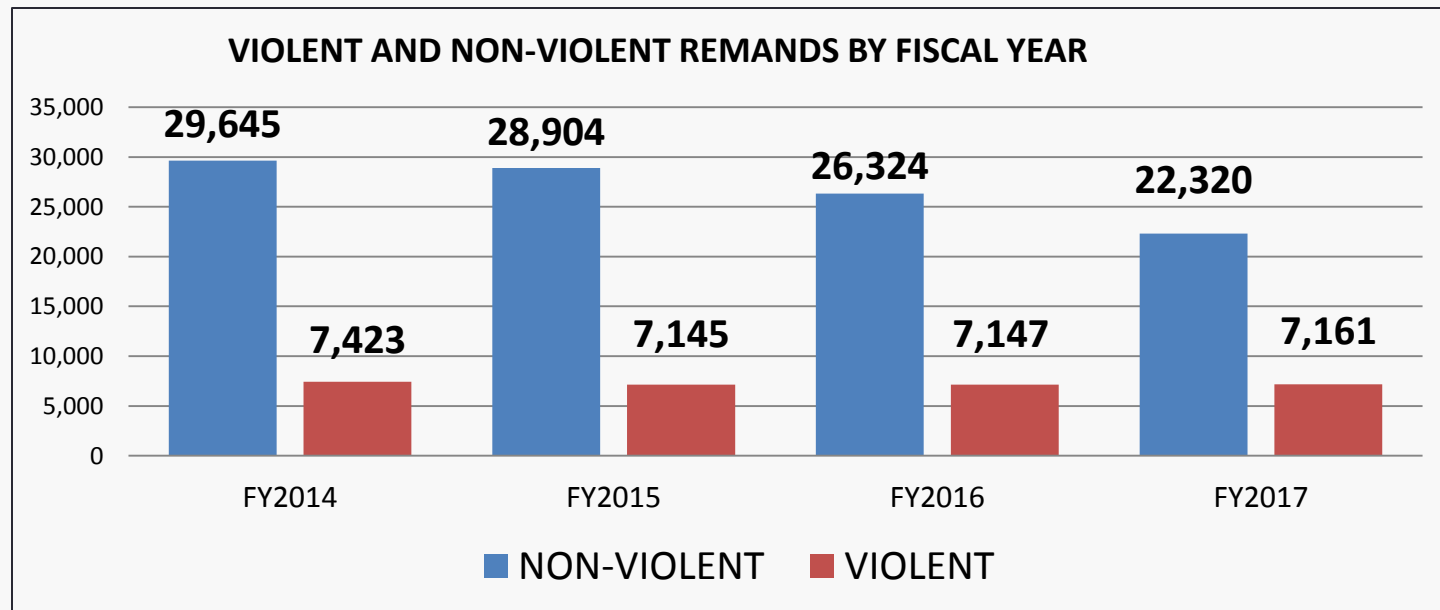
SENTENCED INMATE COUNTS



Remand – Violent vs. Nonviolent

8

- Not only has there been a decrease in overall bookings, but the type of crime is changing.
- A bulk of the drop in bookings can be attributed to a significant drop in non-violent offense remands.



Population Snapshot

9

- On February 13th, there were 2,346 sentenced inmates held in our prisons.
- Of those 2,346 sentenced inmates, 1,885 do not qualify for CRC placement due to statute, regulations or policy.

CRC DISQUALIFER	COUNT
ARSONISTS	12
SEX OFFENDERS	907
REFUSED CRC PLACEMENT	385
MEDIUM CUSTODY WITH GREATER THAN 2 YEARS REMAINING OR MINIMUM CUSTODY THE GREATER THAN 3 YEARS REMAINING	388
B OR C DISCIPLINARY CHARGE WITHIN LAST 120 DAYS	95
YET TO SERVE 1/3 OF TIME	98
TOTAL	1885

Population Snapshot

10

Of the remaining 461 inmates some are excluded because of:

- Have been recently returned from a CRC or EM for a violation
- Are currently completing treatment or other programming conditions while in custody
- Are approved with a future effective date due to lack of or unwillingness to complete/participate in a required program
- Disciplinary behavior issues while in custody
- Poor history while on probation or parole supervision
- Seriousness of current crime
- Victim opposition
- Medical restrictions or mental health holds
- Have Criminally Negligent Burning and Criminal Mischief (involved burning) history

Community Residential Centers

11

CRC beds were to provide correctional services and supervision to offenders who are preparing to re-enter back into the community.

- Used as a relief valve for the incarcerated population
- Intended to provide housing and a level of supervision in the community
- Access to community resources such as treatment and job services
- Intended to provide a stable environment from which to establish or re-establish family and community support
- Intended to allow offenders to obtain employment allowing payments of child support, restitutions, court fines and fees, and any other court mandated payments.

Community Residential Center Issues

12

Issues :

- Pretrial Enforcement Division to rework community placement of unsentenced inmates
- Significant drug issues within the CRCs
- Reentry centers reporting criminal issues within the CRCs
- Unchanged recidivism rates
- Dissimilar inmate population
- Model contrary to researched strategies for reentry
- Inmates refuse CRC placement

On-going efforts :

- From January 8th through February 13th increased CRC population by 28%
 - *(Jan 8th 235 offenders – Feb 13th 325 offenders)*
- No CRC escapes/walkaways statewide since January 18, 2018
- No CRC escapes/walkaways in Anchorage since January 12, 2018

Solutions

13

- Variety of reentry locations and options
- HB325 (or something similar)
- Local community focused solutions
- Change the CRC model while keeping what's good
- Develop transitional housing

Thank You Questions?

14

