



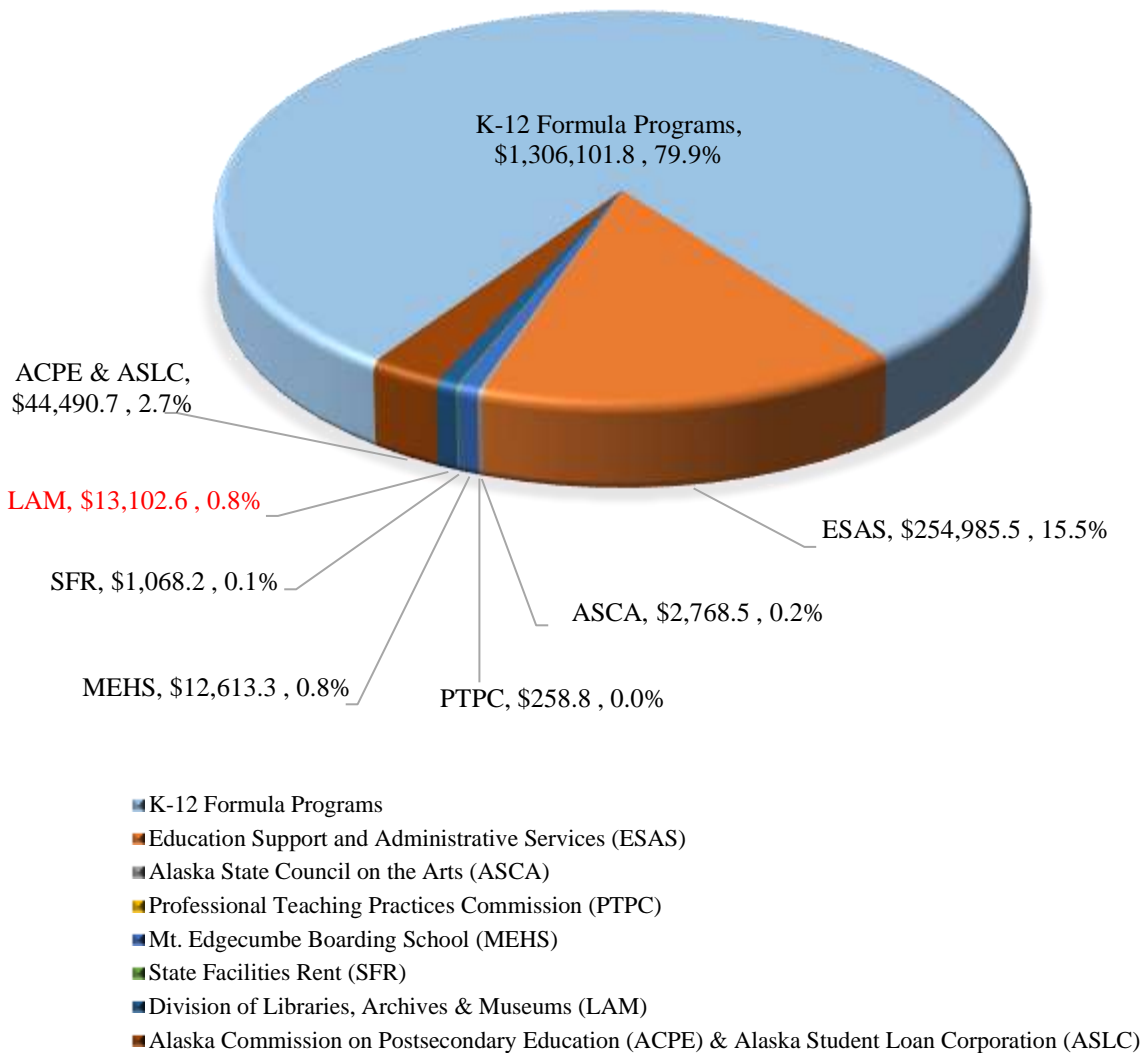
House Finance Subcommittee for
Department of Education & Early Development (DEED)

Budget Overview:
Alaska State Libraries, Archives and Museums

Patience Frederiksen, Director of Libraries, Archives and Museums
Heidi Teshner, Administrative Services Director

January 31, 2018

DEED's FY2019 Governor's Budget by Structure **Total Budget (all funds): \$1,635,389.4**



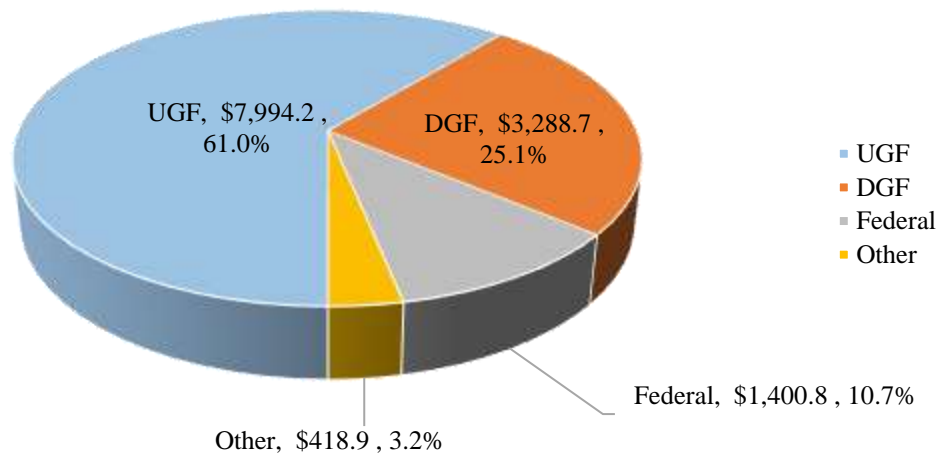
Alaska State Libraries, Archives and Museums

Components

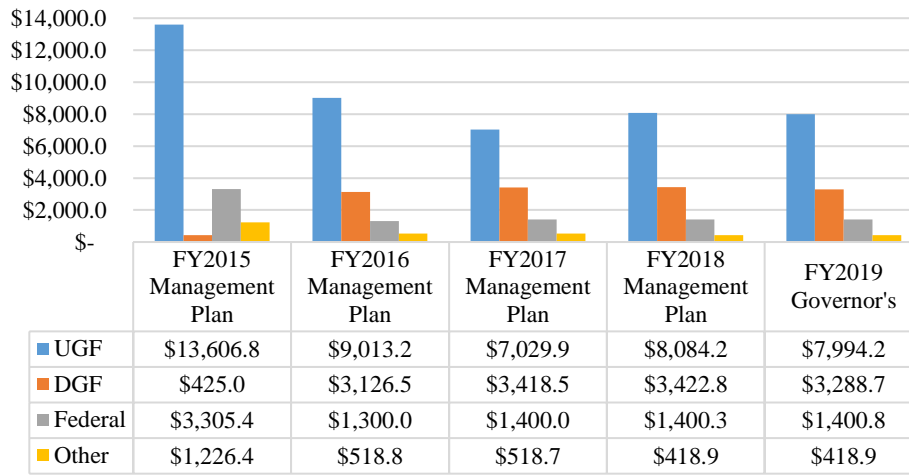
Library Operations
Archives
Museum Operations
Online With Libraries (OWL)
Live Homework Help
Andrew P. Kashevaroff Facilities Maintenance

Agency and Program Operations:	Designated General Funds	Unrestricted General Funds	Federal Funds	Other Funds	Total
Alaska State Libraries, Archives and Museums (LAM)					
Library Operations	2,644.4	4,196.3	1,300.8	258.3	8,399.8
Archives	-	1,064.1	40.0	160.6	1,264.7
Museum Operations	506.1	1,042.0	60.0	-	1,608.1
Online With Libraries (OWL)	-	661.8	-	-	661.8
Live Homework Help	138.2	-	-	-	138.2
Andrew P. Kashevaroff Facilities Maintenance	-	1,030.0	-	-	1,030.0
Subtotal LAM:	3,288.7	7,994.2	1,400.8	418.9	13,102.6

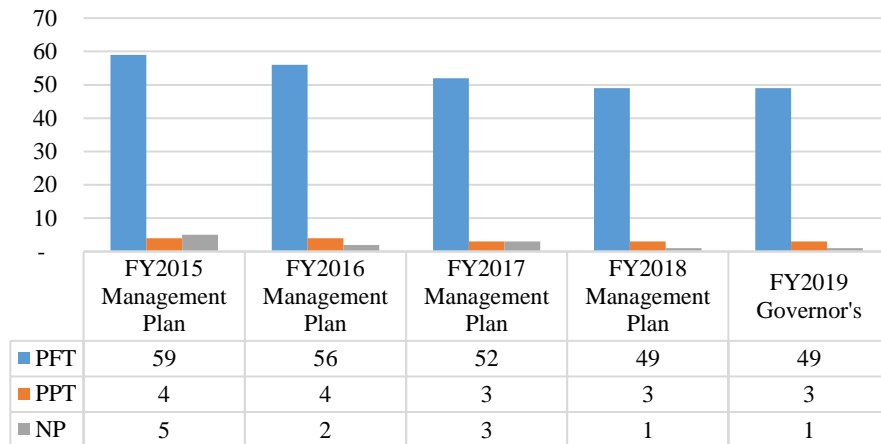
State Libraries, Archives and Museums by Fund Source



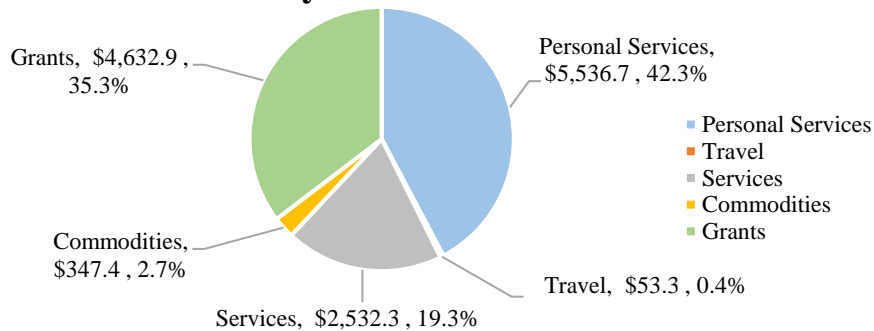
State Libraries, Archives and Museums by Fund Source



State Libraries, Archives and Museums Budgeted Positions



State Libraries, Archives and Museums by Line Item



Alaska State Libraries, Archives and Museums **Library Operations**

Statutes: AS 14.56; AS 24.05.135; AS 40.21; AS 40.25.115(e); AS 44.27.020
Regulations: 4 AAC 59; 2 AAC 96.200(c)

Contribution to Department's Mission:

Provides access to information, trains school and public librarians, and preserves the history of the state.

FY2019 Governor's Budget (changes from FY2018 Management Plan):

- \$9.8 (\$0.5 Fed; \$9.3 UGF) – salary and health insurance adjustments
- Transfer out \$1,030.0 UGF to the Andrew P. Kashevaroff Facilities Maintenance component for operations and maintenance costs of the Andrew P. Kashevaroff Facility
- (\$135.9) DGF decrement to reduce the School Broadband Access Grants (School BAG) program to align budget with anticipated expenditures

FY2019 Budgeted Positions:

- 25 permanent full-time (PFT) and 1 non-perm

Information Services

- Provides library and reference service to state government;
- Serves as a depository for state and federal publications concerning Alaska;
- Offers consulting services on technical topics to Alaskan libraries, archives and museums;
- Coordinates the Talking Book Center to provide audiobooks and records the official election pamphlets for Alaskans with visual disabilities; and
- Coordinates statewide library projects such as SLED (Statewide Library Electronic Doorway) and is a major participant in the Alaska Library Catalog.

FY2017 Information Services Statistics

- Answered (with the Historical Collections) 21,815 reference questions from state employees, library staff statewide, researchers and the public;
- 832 Alaskans with visual or physical disabilities checked out or downloaded 50,536 audiobooks and magazines, an average of 60.5 items per person;
- A total of 16,447 Alaskans downloaded 401,462 audiobooks and e-books from the Alaska Digital Library, an average of 24.4 items per person;
- On the SLED databases, Alaskans did 7,028,465 searches for proprietary information and accessed over 610,276 full-text articles concerning languages, science, social science, English, arts & music, health, engineering & technology, and math.

Historical Collections

- Contains over 100,000 Alaskan books and serials, microfilmed newspapers from 120 Alaska communities; more than 500,000 photographs; and manuscript collections comprised of personal papers, private diaries and correspondence of a wide variety of Alaskans;
- Continues to digitize images to add to the 18,000 Alaskan photographs on Alaska's Digital Archives at: <http://vilda.alaska.edu/cdm/index>
- Continues to post sound recordings, videocassettes, and films on the Historical Collection's YouTube channel;
- Participates in the Library of Congress' National Digital Newspaper Project to digitize and make searchable 100,000 pages of pre-1923 Alaskan newspapers;
- Builds relationships with potential donors to continue adding historical materials to the collections; and
- Provides in-depth research assistance and photo duplication services to students and teachers, government employees, genealogists, academic researchers, and authors and publishers.

FY2017 Historical Collections Statistics

- Answered (with Information Services) 21,815 reference questions from state employees, library staff statewide, researchers and the public (an increase from 17,966 in FY2016);
- Added 1,206 Alaska State publications to the collections; and
- Filled 292 requests for 682 high quality photo images.

Library Development

- Provides consulting services to public and school libraries;
- Consults on special topics, such as library grants and statistics, library technology and E-Rate, and summer reading programs and early literacy;
- Supports the Alaska Library Network, which manages the Alaska Digital Library for e-books and audiobooks;
- Provides continuing education (CE) for library staff; and
- Manages a wide range of statewide library services to Alaskans, including books by mail, talking book services, SLED's statewide databases, the Alaska Library Network, and the Ready to Read Resource Center.

FY2017 Library Development Statistics

- Awarded 206 grants totaling \$1,983,677 to 88 libraries and library organizations statewide;
- Answered 3,625 reference questions;
- Made 16 site visits to libraries;
- Offered 99 training workshops, seminars and webinars; and
- Trained 1,539 library staff during these events.

Grants to Public Libraries by Town

(ILC = Interlibrary Cooperation Grant; CE = Continuing Education)

Library	Grant Type and Name	Award
Akiachak	Public Library Assistance	\$6,900
Akiak	Public Library Assistance	\$6,900
Anchor Point	Public Library Assistance	\$6,900
Anchorage	CE grants for three people	\$3,750
	Public Library Assistance	\$34,500
	Netlender	\$3,282
	ILC 800# Interlibrary Loan	\$50,301
	ILC Author Visit	\$1,825
	ILC Ready to Read Resource	\$108,713
Anderson	Public Library Assistance	\$6,900
Aniak	Public Library Assistance	\$6,900
	CE grant for one person	\$1,250
Anvik	Public Library Assistance	\$6,900
Bethel	Public Library Assistance	\$6,900
	CE grant for one person	\$1,250
Big Lake	Public Library Assistance	\$6,900
Cantwell	Public Library Assistance	\$6,900
Chiniak	Public Library Assistance	\$6,900
	CE grant for one person	\$1,250
Coffman Cove	Public Library Assistance	\$6,900
Cold Bay	Public Library Assistance	\$6,900
Cooper Landing	Public Library Assistance	\$6,900
	CE grant for one person	\$1,250
Cordova	Public Library Assistance	\$6,900
Craig	Public Library Assistance	\$6,900
	CE grant for one person	\$945
Delta Junction	Public Library Assistance	\$6,900
Dillingham	Public Library Assistance	\$6,900
	CE grant for one person	\$1,250
Eagle	Public Library Assistance	\$6,900
Egegik	Public Library Assistance	\$6,900
Fairbanks	Public Library Assistance	\$20,700
	CE grants for three people	\$3,750
Galena	Public Library Assistance	\$6,900
Glennallen	Public Library Assistance	\$6,900
	CE grant for one person	\$326
Grayling	Public Library Assistance	\$6,900
Gustavus	Public Library Assistance	\$6,900
	CE grant for one people	\$1,250
Haines	Public Library Assistance	\$6,900
	CE grants for two people	\$2,370
Healy	Public Library Assistance	\$6,900
Hollis	Public Library Assistance	\$6,900

Library	Grant Type and Name	Award
	CE grant for one person	\$962
Holy Cross	Public Library Assistance	\$6,900
Homer	Public Library Assistance	\$6,900
	CE grant for one person	\$1,500
Hope	Public Library Assistance	\$6,900
Hyder	Public Library Assistance	\$6,900
Igiugig	Public Library Assistance	\$6,900
Juneau	Public Library Assistance	\$20,700
	CE grants for two people	\$2,246
	ILC Alaska Mail Services	\$230,534
Kake	Public Library Assistance	\$6,900
Kasilof	Public Library Assistance	\$6,900
Kenai	Public Library Assistance	\$6,900
	CE grant for one person	\$1,250
Kenny Lake	Public Library Assistance	\$6,900
Ketchikan	Public Library Assistance	\$6,900
Klukwan	Public Library Assistance	\$6,900
	CE grant for one person	\$1,250
Kotzebue	Public Library Assistance	\$13,800
Lake Minchumina	Public Library Assistance	\$6,900
McGrath	Public Library Assistance	\$6,900
	CE grant for one person	\$1,250
Metlakatla	Public Library Assistance	\$6,900
	CE grant for one person	\$958
Moose Pass	Public Library Assistance	\$6,900
Naknek	Public Library Assistance	\$13,800
	CE grant for one person	\$1,250
Nenana	Public Library Assistance	\$6,900
Nikolai	Public Library Assistance	\$6,900
Ninilchik	Public Library Assistance	\$6,900
Nome	Public Library Assistance	\$6,900
	CE grant for one person	\$1,250
Ouzinkie	Public Library Assistance	\$6,900
Palmer	Public Library Assistance	\$6,900
	CE grant for one person	\$1,250
Pedro Bay	Public Library Assistance	\$6,900
Pelican	Public Library Assistance	\$6,900
Petersburg	Public Library Assistance	\$6,900
	ILC Youth STEAM Project	\$4,000
Port Lions	Public Library Assistance	\$6,900
Saint George	Public Library Assistance	\$6,900
Saint Paul	Public Library Assistance	\$6,900
Seldovia	Public Library Assistance	\$6,900
Seward	Public Library Assistance	\$6,900
	CE grant for one person	\$1,250
Shageluk	Public Library Assistance	\$6,900

Library	Grant Type and Name	Award
Sitka	Public Library Assistance	\$6,900
Skagway	Public Library Assistance	\$6,900
Soldotna	Public Library Assistance	\$6,900
	CE grant for one person	\$1,250
Sutton	Public Library Assistance	\$6,900
Takotna	Public Library Assistance	\$6,900
Talkeetna	Public Library Assistance	\$6,900
Tenakee Springs	Public Library Assistance	\$6,900
Thorne Bay	Public Library Assistance	\$6,900
	CE grant for one person	\$1,145
Togiak	Public Library Assistance	\$6,900
Tok	Public Library Assistance	\$6,900
Trapper Creek	Public Library Assistance	\$6,900
Unalaska	Public Library Assistance	\$6,900
	CE grant for one person	\$1,250
Utqiagvik	CE grants for six people	\$6,882
	Public Library Assistance	\$55,200
Valdez	Public Library Assistance	\$6,900
	CE grant for one person	\$1,250
Wasilla	Public Library Assistance	\$6,900
	CE grant for one person	\$1,250
Whale Pass	Public Library Assistance	\$6,900
	CE grant for one person	\$897
Willow	Public Library Assistance	\$6,900
Wrangell	Public Library Assistance	\$6,900
	CE grant for one person	\$1,064

E-Rate

E-Rate consultant:

- Provides support to all of Alaska's 54 public school districts, 7 private schools, 1 state-run school, and 2 education service agencies to obtain E-Rate funding;
- Provides support to 88 public libraries to obtain E-Rate funding;
- Evaluates and verifies School BAG applications; and
- Represents Alaska's needs at national meetings concerning this complex funding program.

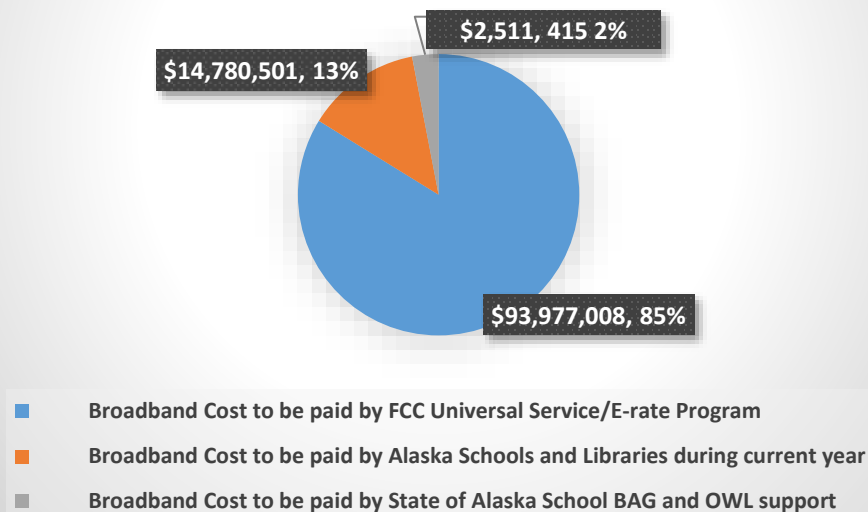
FY2017 E-Rate Statistics

Total broadband cost for Alaska schools and libraries during current year	\$111,268,924
E-rate program paid:	\$93,977,008
Alaska schools and libraries paid:	\$14,780,501
State's School BAG and OWL programs paid:	\$2,511,415

Current Funding Sources for Internet-Broadband Cost in Alaska's Schools and Libraries*

Total Cost \$111,268,924

*Libraries represent approximately 1.6% of total cost with schools accounting for 98.4%



School Broadband Assistance Grants (School BAG)

- Library Development cooperates with the E-Rate consultant to solicit and review School BAG grant applications, process grant awards, solicit grant reports, and request refunds of unspent School BAG money.
- In FY2015, School BAG initially awarded \$4,950,000 to 28 school districts. Awards were prorated at 79%. Some districts were not able to upgrade their internet networks quickly, so the districts returned \$1,277,776 in unspent School BAG funds.
- In FY2016, School BAG awarded \$3,586,170 to 28 school districts. Awards were funded at 100%. A total of \$985,844 in unspent School BAG funds were returned.
- In FY2017, School BAG awarded \$2,470,463 to 28 school districts. Awards were funded at 100%. A total of \$93,342 in unspent School BAG funds were returned.
- In FY2018, School BAG awarded \$2,210,419 to 26 school districts. Awards were funded at 100%. The school districts will file their grant reports in April 2018 and will send refunds in August 2018.

FY2019 Governor's Budget decrement in School BAG funding:

- The FY2019 Governor's Budget contains a decrement of \$135,900 DGF to the School BAG program to align budget with anticipated expenditures.
- The cost of internet in some rural districts is decreasing, so some districts are no longer eligible for School BAG funding because their annual internet costs have fallen below the November 2014 benchmark established by state law (AS 14.03.127).

- Some districts are now able to get more than 10 mbps at a price close to what they were paying in November 2014, so they are choosing to forego School BAG funds in favor of getting more than 10 mbps for their schools. E-Rate still pays the lion's share of their internet costs, so the districts are able to absorb the increased cost of many more mbps without School BAG funds. Their internet needs and the lower cost for internet and E-Rate support have allowed some districts to go beyond the 10 mbps limit of the School BAG program.

FY2015 – FY2018 School BAG Statistics

School Districts	FY2015 Awards After Refunds	FY2016 Awards After Refunds	FY2017 Awards After Refunds	FY2018 Awards Refunds Pending
Alaska Gateway	\$1,135	\$78,291	\$80,060	\$80,060
Aleutian Region	\$211,681	\$28,280	\$28,919	\$28,919
Aleutians East	\$130,250	\$130,646	\$99,996	\$44,028
Bering Strait	\$75,427	\$18,739	\$23,297	\$4,190
Bristol Bay	\$83,638	\$50,722	\$2,508	NA
Chatham	NA	\$52,808	\$69,516	\$69,516
Chugach	\$172,782	\$29,633	\$79,821	\$30,303
Dillingham	\$149,903	\$34,087	\$17,564	\$25,812
Hoonah City	NA	\$12,836	\$21,863	NA
Iditarod	\$209,841	\$79,534	\$35,477	\$154,398
Kashunamiut	\$33,233	NA	NA	\$162
Kenai Peninsula	\$21,687	\$23,421	\$24,521	\$6,115
Kodiak Island	NA	\$11,706	\$14,920	\$81,082
Kuspuk	\$147,844	\$203,252	\$324,670	\$409,170
Lake and Peninsula	\$317,705	\$231,998	\$94,608	\$289,008
Lower Kuskokwim	NA	\$342,045	\$410,454	NA
Nome	NA	\$137,215	\$202,498	\$165,580
North Slope	\$238,217	\$147,754	\$151,093	\$146,533
Northwest Arctic	\$480,015	\$56,846	\$58,130	\$44,024
Pelican	NA	NA	\$6,168	\$4,508
Pribilof	\$19,991	\$49,031	\$53,265	\$32,033
Saint Mary's	\$66,090	\$15,735	\$16,091	\$13,283
Southeast Island	\$392,114	\$232,149	\$11,441	\$58,027
Southwest Region	\$540,681	\$167,477	\$163,546	\$166,956
Tanana City	\$79,224	\$48,988	\$48,060	\$41,244
Unalaska	\$46,328	\$75,734	\$50,927	\$50,927
Yakutat	\$24,719	\$7,334	\$8,146	NA
Yukon Flats	NA	\$54,567	\$5,520	\$6,624
Yukon-Koyukuk	\$127,392	\$219,969	\$243,000	\$232,002
Yupit	\$102,327	\$63,889	\$31,042	\$25,915
Total	\$3,672,224	\$2,600,326	\$2,377,121	\$2,210,419

FY2018 School BAG Awards by School

Name	Annual Cost for Internet	E-rate Discount	E-Rate Portion	School Portion	School BAG Portion
Alaska Gateway					
Dot Lake	\$241,800	90%	\$217,620	\$1,025	\$23,155
Eagle	\$241,800	90%	\$217,620	\$5,595	\$18,585
Mentasta	\$151,236	90%	\$136,112	\$2,356	\$12,768
Walter Northway	\$128,460	90%	\$115,614	\$2,365	\$10,481
Tanacross	\$84,444	90%	\$76,000	\$1,341	\$7,103
Tetlin	\$103,944	90%	\$93,550	\$2,426	\$7,969
Alaska Gateway	\$951,684		\$856,516	\$15,108	\$80,060
Aleutian Region					
Adak	\$192,120	90%	\$172,908	\$5,488	\$13,724
Atka	\$192,120	90%	\$172,908	\$4,018	\$15,194
Aleutian Region	\$384,240		\$345,816	\$9,505	\$28,919
Aleutians East					
False Pass	\$159,840	80%	\$127,872	\$11,220	\$20,748
Akutan	\$159,840	80%	\$127,872	\$14,382	\$17,586
King Cove	\$159,840	80%	\$127,872	\$26,622	\$5,346
Sand Point	\$159,840	80%	\$127,872	\$31,620	\$348
Aleutians East	\$639,360		\$511,488	\$83,844	\$44,028
Bering Strait					
Shaktoolik	\$312,048	90%	\$280,843	\$27,014	\$4,190
Bering Strait	\$312,048		\$280,843	\$27,014	\$4,190
Chatham					
Gustavus	\$152,388	80%	\$121,910	\$5,791	\$24,687
Klukwan	\$74,316	80%	\$59,453	\$2,824	\$12,039
Tenakee Springs	\$202,404	80%	\$161,923	\$7,691	\$32,789
Chatham	\$429,108		\$343,286	\$16,306	\$69,516
Chugach					
Chenega Bay	\$234,000	90%	\$210,600	\$6,099	\$17,301
Tatitlek	\$133,680	90%	\$120,312	\$9,980	\$3,388
Whittier	\$127,500	90%	\$114,750	\$3,136	\$9,614
Chugach	\$495,180		\$445,662	\$19,215	\$30,303
Dillingham					
Dillingham	\$598,152	90%	\$538,337	\$34,002	\$25,812
Dillingham	\$598,152		\$538,337	\$34,002	\$25,812
Iditarod Area					
Blackwell	\$206,820	80%	\$165,456	\$17,052	\$24,312
David Louis	\$206,820	80%	\$165,456	\$22,196	\$19,168
Holly Cross	\$206,820	80%	\$165,456	\$29,340	\$12,024
McGrath	\$206,820	80%	\$165,456	\$17,054	\$24,310

Name	Annual Cost for Internet	E-rate Discount	E-Rate Portion	School Portion	School BAG Portion
Innoko River	\$206,820	80%	\$165,456	\$29,460	\$11,904
Top Kuskokwim	\$206,820	80%	\$165,456	\$17,052	\$24,312
Takotna	\$206,820	80%	\$165,456	\$22,196	\$19,168
DLC	\$206,820	80%	\$165,456	\$22,164	\$19,200
Iditarod Area	\$1,654,560		\$1,323,648	\$176,514	\$154,398
Kashunamiut					
Chevak	\$486,204	90%	\$437,584	\$48,458	\$162
Kashunamiut	\$486,204		\$437,584	\$48,458	\$162
Kenai Peninsula					
Hope	\$34,368	70%	\$24,058	\$4,278	\$6,033
Marathon	\$3,300	70%	\$2,310	\$907	\$83
Kenai Peninsula	\$37,668		\$26,368	\$5,185	\$6,115
Kodiak Island					
Chiniak	\$292,524	80%	\$234,019	\$0	\$58,505
Danger Bay	\$292,524	80%	\$234,019	\$35,928	\$22,577
Kodiak Island	\$585,048		\$468,038	\$35,928	\$48,532
Kuspuk					
Aniak	\$666,600	90%	\$599,940	\$6,750	\$59,910
Mary Nicoli	\$666,600	90%	\$599,940	\$4,500	\$62,160
Crow Village	\$666,600	90%	\$599,940	\$8,160	\$58,500
George Morgan	\$666,600	90%	\$599,940	\$7,149	\$59,511
Gusty Michael	\$226,800	90%	\$204,120	\$6,420	\$16,260
Jack Egnaty Sr.	\$226,800	90%	\$204,120	\$8,160	\$14,520
Johnnie John Sr.	\$226,800	90%	\$204,120	\$8,160	\$14,520
Joseph...Gregory	\$666,600	90%	\$599,940	\$4,766	\$61,894
Zackar Levi	\$666,600	90%	\$599,940	\$4,766	\$61,894
Kuspuk	\$4,680,000		\$4,212,000	\$58,830	\$409,170
Lake & Peninsula					
Chignik Bay	\$162,000	80%	\$129,600	\$8,316	\$24,084
Chignik Lagoon	\$162,000	80%	\$129,600	\$8,316	\$24,084
Chignik Lake	\$162,000	80%	\$129,600	\$8,316	\$24,084
Iguigig	\$162,000	80%	\$129,600	\$8,316	\$24,084
Kokhanok	\$162,000	80%	\$129,600	\$8,316	\$24,084
Levelock	\$162,000	80%	\$129,600	\$8,316	\$24,084
Newhalen	\$162,000	80%	\$129,600	\$8,316	\$24,084
Nondalton	\$162,000	80%	\$129,600	\$8,316	\$24,084
Perryville	\$162,000	80%	\$129,600	\$8,316	\$24,084
Pilot Point	\$162,000	80%	\$129,600	\$8,316	\$24,084
Port Alsworth	\$162,000	80%	\$129,600	\$8,316	\$24,084
Port Heiden	\$162,000	80%	\$129,600	\$8,316	\$24,084
Lake & Peninsula	\$1,944,000		\$1,555,200	\$99,792	\$289,008

Name	Annual Cost for Internet	E-rate Discount	E-Rate Portion	School Portion	School BAG Portion
Nome					
Nome	\$604,725	90%	\$544,253	\$20,812	\$39,661
Nome-Beltz Jr/Sr	\$604,725	90%	\$544,253	\$20,812	\$39,661
Anvil City	\$604,725	90%	\$544,253	\$17,343	\$43,129
Youth Facility	\$604,725	90%	\$544,253	\$17,343	\$43,129
Nome	\$2,418,900		\$2,177,010	\$76,310	\$165,580
North Slope					
Alak	\$252,336	80%	\$201,869	\$46,862	\$3,605
Kali	\$252,336	80%	\$201,869	\$32,804	\$17,664
Kavealook	\$252,336	80%	\$201,869	\$32,804	\$17,664
Meade River	\$252,336	80%	\$201,869	\$32,804	\$17,664
Nuiqsut Trapper	\$252,336	80%	\$201,869	\$32,804	\$17,664
Nunamiut	\$252,336	80%	\$201,869	\$32,804	\$17,664
Barrow High	\$288,300	80%	\$230,640	\$44,908	\$12,752
Hopson Middle	\$288,300	80%	\$230,640	\$44,908	\$12,752
Ipalook	\$288,300	80%	\$230,640	\$44,908	\$12,752
Kiita Learning	\$288,300	80%	\$230,640	\$44,908	\$12,752
Tikigaq	\$252,336	80%	\$201,869	\$46,862	\$3,605
North Slope	\$2,919,552		\$2,335,642	\$437,377	\$146,533
Northwest Arctic					
Kotzebue	\$740,460	90%	\$666,414	\$30,022	\$44,024
Northwest Arctic	\$740,460		\$666,414	\$30,022	\$44,024
Pelican					
Pelican	\$70,200	90%	\$63,180	\$2,512	\$4,508
Pelican	\$70,200		\$63,180	\$2,512	\$4,508
Pribilof					
St. Paul Island	\$216,000	80%	\$172,800	\$11,167	\$32,033
Pribilof	\$216,000		\$172,800	\$11,167	\$32,033
St. Mary's					
St. Mary's	\$428,232	90%	\$385,409	\$29,540	\$13,283
St. Mary's	\$428,232		\$385,409	\$29,540	\$13,283
Southeast Island					
Naukati	\$53,424	80%	\$42,739	\$20,736	\$0
Kasaan	\$36,624	80%	\$29,299	\$5,610	\$1,715
Port Alexander	\$84,132	80%	\$67,306	\$15,552	\$1,274
H. Valentine	\$52,332	80%	\$41,866	\$8,420	\$2,047
Whale Pass	\$206,364	80%	\$165,091	\$15,552	\$25,721
Hollis	\$37,716	80%	\$30,173	\$5,994	\$1,549
Hyder	\$206,364	80%	\$165,091	\$15,552	\$25,721
Southeast Island	\$676,956		\$541,565	\$87,415	\$58,027
Southwest Region					

Name	Annual Cost for Internet	E-rate Discount	E-Rate Portion	School Portion	School BAG Portion
Ekwok	\$307,800	90%	\$277,020	\$9,049	\$21,731
Koliganek	\$480,780	90%	\$432,702	\$20,112	\$27,966
New Stuyahok	\$596,100	90%	\$536,490	\$20,112	\$39,498
Togiak	\$596,100	90%	\$536,490	\$20,112	\$39,498
Twin Hills	\$423,120	90%	\$380,808	\$9,049	\$33,263
Southwest Region	\$2,403,900		\$2,163,510	\$78,434	\$161,956
Tanana					
M. Sommer	\$418,008	80%	\$334,406	\$42,358	\$41,244
Tanana	\$418,008		\$334,406	\$42,358	\$41,244
Unalaska City					
Unalaska City	\$244,736	60%	\$146,842	\$46,968	\$50,927
Unalaska City	\$244,736		\$146,842	\$46,968	\$50,927
Yukon Flats					
Fort Yukon	\$159,840	90%	\$143,856	\$14,880	\$1,104
John Fredson	\$159,840	90%	\$143,856	\$14,880	\$1,104
Circle	\$159,840	90%	\$143,856	\$14,880	\$1,104
Cruikshank	\$159,840	90%	\$143,856	\$14,880	\$1,104
Tsuk Taih	\$159,840	90%	\$143,856	\$14,880	\$1,104
Arctic Village	\$159,840	90%	\$143,856	\$14,880	\$1,104
Yukon Flats	\$959,040		\$863,136	\$89,280	\$6,624
Yukon-Koyukuk					
Allakaket	\$192,000	80%	\$153,600	\$16,200	\$22,200
Johnny Oldman	\$192,000	80%	\$153,600	\$12,684	\$25,716
J. Huntington	\$192,000	80%	\$153,600	\$16,200	\$22,200
Kaltag	\$192,000	80%	\$153,600	\$15,012	\$23,388
E. Verneti	\$192,000	80%	\$153,600	\$12,684	\$25,716
Manley...Springs	\$192,000	80%	\$153,600	\$12,684	\$25,716
Minto	\$192,000	80%	\$153,600	\$16,200	\$22,200
A. Demoski	\$192,000	80%	\$153,600	\$16,200	\$22,200
M. Kangas	\$192,000	80%	\$153,600	\$15,012	\$23,388
Rampart	\$159,840	80%	\$127,872	\$12,690	\$19,278
Yukon-Koyukuk	\$1,887,840		\$1,510,272	\$145,566	\$232,002
Yupiit					
Akiachak	\$434,916	90%	\$391,424	\$38,040	\$5,452
Tuluksak	\$434,916	90%	\$391,424	\$23,028	\$20,464
Yupiit	\$869,832		\$782,849	\$61,068	\$25,915

Alaska State Libraries, Archives and Museums

Archives Operations

Statutes: AS 40.21

Regulations: 4 AAC 59.005-070

Contribution to Department's Mission:

Provides access to information, preserves the history of the state, and promotes the development of museums statewide.

FY2019 Governor's Budget (changes from FY2018 Management Plan):

- \$3.0 UGF – salary and health insurance adjustments

FY2019 Budgeted Positions:

- 10 permanent full-time (PFT)

State Archives:

- Contains original records of the Alaska Legislature from 1912 to the present day, the Executive branch from 1884, and the Judicial branch's records to Statehood. (The Archives assists the Alaska Court System in management of its post-Statehood records.)
- Answers reference questions concerning the records of the Territory and State;
- The records management unit and the imaging and microfilm unit save state agencies money by maintaining records in lower cost storage spaces and by filming records onto smaller formats for long-term use;
- Microfilms Alaska's daily newspapers for long term preservation and provides copies of these newspapers to Alaskan libraries; and
- Consults and provides training to municipal and tribal governments.

FY2017 Archives Statistics

- The State Archives holds 38,910 containers of material, the largest and most valuable collection of legal and government records in Alaska;
- Answered 529 reference questions;
- Trained 120 government employees on archival processes; and
- Added 1,197 cubic foot boxes of permanent state agency documents to the Archives.

Alaska State Libraries, Archives and Museums **Museum Operations**

Statutes: AS 14.57

Regulations: 4 AAC 58

Contribution to Department's Mission:

Provides access to information, preserves the history of the state, and promotes the development of museums statewide.

FY2019 Governor's Budget (changes from FY2018 Management Plan):

- \$5.1 (\$3.3 UGF; \$1.8 DGF) – salary and health insurance adjustments
- (\$105.6) UGF decrement as a result of the elimination of the Museum Grant-In-Aid Program

FY2019 Budgeted Positions:

- 13 permanent full-time (PFT) and 3 permanent part-time (PPT)

The Alaska State Museum (ASM) and the Sheldon Jack Museum (SJM):

- Identify, collect, preserve and exhibit Alaska's historical and natural history;
- Provide public access to services and collections of the Museums;
- Loans objects from its collections to museums for their exhibits;
- Develop traveling exhibits for shipment to museums around the state;
- Offer educational support programs, such as the Hands-On Loan Program which loans materials to schools for curriculum support;
- Provides a searchable online database of the 38,000 objects at the State Museum and the 6,000 objects at the Sheldon Jackson Museum;
- Assists and advises in the growth and development of other museums within Alaska with grants-in-aid awards and on-site assessment visits to consult on aspects of museum operations; and
- Provides training for museum staff statewide through a quarterly bulletin, online museum chats on different topics, and various training workshops.

FY2017 Museum Statistics

- Answered 8,058 reference questions;
- Held 3,737 adult and youth activity programs;
- Hosted 54,967 museum visitors; and
- Trained 1,303 museum employees on museum management and services.

FY2017 – FY2018 Grant-In-Aid Awards to Alaska’s Museums

FY	Applicant	Project	Amount funded
FY2017	Alaska Jewish Museum, Anchorage	Collections Management	\$6,366
FY2017	Alutiiq Museum, Kodiak	Interactive Exhibit	\$8,876
FY2017	Clausen Memorial Museum, Petersburg	Collections Management	\$5,700
FY2017	Cordova Historical Society, Cordova	Exhibit Graphics	\$8,700
FY2017	Eagle Historical Society, Eagle	Exhibit Floor Mats	\$2,000
FY2017	Friends of Tanana Valley Railroad Museum, Fairbanks	Assessment of Railroad Car	\$2,000
FY2017	Hammer Museum, Haines	UV Shades	\$1,147
FY2017	Hope Sunrise Historical Society, Hope	Archive Supplies	\$1,181
FY2017	Ketchikan Museum Department, Ketchikan	Exhibit Lighting	\$4,936
FY2017	Kodiak Historical Society, Kodiak	Exhibit Graphics	\$9,000
FY2017	Last Chance Mining Museum, Juneau	Mining Map Preservation	\$10,000
FY2017	Museum of AK Transportation and Industry, Wasilla	Cataloging Project	\$4,100
FY2017	Museum of the Aleutians, Unalaska	Collections Management	\$1,972
FY2017	Museums Alaska, Fairbanks	Conference Support	\$5,843
FY2017	Palmer Museum of History and Art, Palmer	Exhibit Design	\$8,840
FY2017	Pioneer Air Museum, Fairbanks	Cataloging Project	\$4,100
FY2017	Sheldon Museum, Haines	Exhibit Production	\$5,995
FY2017	Sitka Historical Society, Sitka	Multi-Media Exhibit	\$9,223
FY2017	Talkeetna Historical Society, Talkeetna	Collections Management	\$1,521
FY2017	Valdez Museum, Valdez	Cataloging Project	\$4,100
FY2018	Alaska Aviation Museum, Anchorage	Collection Technician	\$ 9,910
FY2018	Alpine Historical Society, Sutton	Exhibit Reconstruction	\$ 2,000
FY2018	Alutiiq Museum, Kodiak	Manuscript for Publication	\$ 9,423
FY2018	American Bald Eagle Foundation, Haines	Purchase of Exhibit Lift	\$ 6,293
FY2018	Cordova Historical Society, Cordova	Exhibit Redesign	\$ 9,675
FY2018	Eagle Historical Society, Eagle	Media Conversion	\$ 2,000
FY2018	Hammer Museum, Haines	Internship	\$ 7,121
FY2018	Hope Sunrise Historical Society, Hope	Purchase Collection Vacuum	\$ 1,674
FY2018	Juneau Douglas City Museum, Juneau	Exhibit Production	\$ 8,000
FY2018	Ketchikan Museums, Ketchikan	Storage Upgrade	\$ 7,954
FY2018	Museums Alaska, Fairbanks	Conference Support	\$ 6,000
FY2018	Pratt Museum, Homer	Community Curation Project	\$ 8,550
FY2018	Sealaska Heritage Institute, Juneau	Exhibit Interactive	\$ 8,000
FY2018	Sheldon Museum, Haines	Object Loan Expenses	\$10,000
FY2018	Talkeetna Historical Society, Talkeetna	Exhibit Development	\$ 9,000

Alaska State Libraries, Archives and Museums **Online With Libraries (OWL)**

Statutes: n/a

Regulations: n/a

Contribution to Department's Mission:

OWL builds capacity for Alaska's public libraries together with E-rate and local contribution, by funding basic broadband internet and supplying videoconferencing capability, training and content for Alaskans.

FY2019 Governor's Budget (changes from FY2018 Management Plan):

- No changes

FY2019 Budgeted Positions:

- 1 permanent full-time (PFT)

- OWL subsidizes library bandwidth in 25 rural communities and
- OWL contracts with the University of Alaska Video Services to operate a videoconference network that connects 95 public libraries and allows public and agency use of the network for meetings and trainings.

OWL Statistics

- During FY2017, 481 videoconferences were facilitated by UA Video Services, up from 365 videoconferences in FY2016.

Public Libraries Receiving OWL Support in FY2018

Location	Speed (Mbps)	Vendor	Annual Cost of Internet	E-Rate Portion	OWL Portion	Library Portion
Aniak	1.0 x 1.0	GCI	\$38,328	\$34,744	\$3,233	\$600
Coffman Cove	10 x 10	ACS	\$51,192	\$40,954	\$7,838	\$2,400
Cold Bay	1.5 x 1.5	GCI	\$56,400	\$50,760	\$5,040	\$600
Cordova	50 x 50	ATT	\$16,779	\$13,423	\$685	\$2,671
Craig	3 x 3	BYTE	\$39,408	\$35,467	\$2,981	\$960
Delta	15 x 15	ACS	\$13,169	\$9,218	\$2,751	\$1,200
Dillingham	3 x 3	GCI	\$77,004	\$69,304	\$6,200	\$1,500
Eagle	5 x 1	AK SAT	\$27,000	\$24,300	\$2,100	\$600
Gustavus	3 x 3	SCS	\$17,000	\$13,600	\$1,278	\$2,122
Haines	10 x 10	GCI	\$45,600	\$31,920	\$7,680	\$6,000

Hollis	1.5 x 1.5	GCI	\$20,400	\$16,320	\$3,480	\$600
Hyder	2 x 2	Seaport	\$46,200	\$36,960	\$8,640	\$600
McGrath	1.5 x 1.5	GCI	\$56,400	\$45,120	\$10,680	\$600
Moose Pass	1.5 x 1.5	TelAlaska	\$6,636	\$4,645	\$1,391	\$600
Nome	1.5 x 1.5	TelAlaska	\$51,156	\$56,040	\$3,916	\$1,200
Ouzinkie	1.5 x 1.5	BYTE	\$27,408	\$21,926	\$4,882	\$600
Pelican	1.5 x 1.5	BYTE	\$27,408	\$21,926	\$4,882	\$600
Port Lions	1.5 x 1.5	GCI	\$56,400	\$45,120	\$10,680	\$600
Tenakee Springs	1.5 x 1.5	BYTE	\$23,808	\$19,046	\$4,162	\$600
Thorne Bay	1.5 x 1.5	GCI	\$17,700	\$14,160	\$2,940	\$600
Togiak	1.5 x 1.5	GCI	\$45,276	\$40,748	\$3,928	\$600
Tok	5 x 1	GCI	\$19,908	\$17,917	\$1,391	\$600
Unalaska	20 x 7	TelAlaska	\$159,497	\$95,698	\$27,099	\$36,699
Utqiagvik	3 x 3	ASTAC	\$77,748	\$62,198	\$4,469	\$11,080
Whale Pass	25 x 3	Seaport	\$12,840	\$10,272	\$1,968	\$600

OWL Videoconference Network Library Sites			
Akiachak	Fairbanks	Kotzebue	Seward
Akiak	Galena	McGrath	Shageluk
Anaktuvak Pass	Girdwood	Metlakatla	Sitka
Anchor Point	Glennallen	Moose Pass	Skagway
Anchorage	Grayling	Naknek	Soldotna
Aniak	Gustavus	Nenana	South Naknek
Anvik	Haines	Nikolai	Sutton
Atkasuk	Healy	Ninilchik	Talkeetna
Barrow	Hollis	Nome	Tanana
Bethel	Holy Cross	North Pole	Tenakee Springs
Big Lake	Homer	Nuisqsut	Thorne Bay
Chugiak	Hoonah	Ouzinkie	Togiak
Coffman Cove	Hyder	Palmer	Tok
Cold Bay	Igiugig	Pelican	Trapper Creek
Cooper Landing	Juneau	Petersburg	Tuluksak
Cordova	Juneau - State Library	Point Hope	Unalaska
Craig	Kaktovik	Point Lay	Valdez
Delta Junction	Kasilof	Port Lions	Wainwright
Dillingham	Kenai	Saint George	Wasilla
Douglas	Kenny Lake	Saint Paul	Whale Pass
Eagle	Ketchikan	Sand Point	Willow
Eagle River	Klukwan	Selawik	Wrangell
Egegik	Kodiak	Seldovia	



City of Pelican

BOX 737 - PELICAN, ALASKA 99832 - PHONE: 735-2202/2203 - FAX: 735-2258 - EMAIL: cityhall@pelicancity.org - WEBSITE: www.pelican.net

August 31, 2017

To Whom it May Concern:

RE: OWL Funding

The City of Pelican has internet at its public library because of the funding we receive from OWL and erate. To our community this means being able to order food and supplies on the internet, fishermen being able to check weather reports and fishing announcements, as well as the usual checking email and staying connected with family and friends. We have no grocery store and limited supplies available in town for residents and transients. There is no cell service here so having an internet connection available and free enables us to offer a much needed connection to patrons within the community, visitors, and fishermen trying to make a living in Lisianski Inlet and the surrounding area. In addition to no cell service, all of our public pay phones were removed from town about six years ago. The internet at the public library is the only source of free connectivity, of any kind, for visitors, and fishermen in our area.

Sincerely,

Kelly L. Chapman
City Clerk

OFFICE OF THE MAYOR - PUBLIC WORKS DEPARTMENT - PELICAN HEALTH CLINIC - PELICAN VOLUNTEER FIRE DEPARTMENT

Alaska State Libraries, Archives and Museums Live Homework Help (LHH)

Statutes: n/a

Regulations: n/a

Contribution to Department's Mission:

Live Homework Help provides online tutoring services with accomplished, vetted, and monitored tutors for grades four through early college. These tutors assist Alaskan students to do well in courses, participate in statewide initiatives such as the Alaska Performance Scholarship Awards, meet goals, and prepare for post-secondary success.

FY2019 Governor's Budget (changes from FY2018 Management Plan):

- No changes

FY2019 Budgeted Positions:

- None
- Tutors are available to students via the SLED (Statewide Library Electronic Doorway) web page <http://lam.alaska.gov/sled/homework> from noon to 2 am daily;
- Tutors spend an average of 20 minutes per session helping each student;
- Students and tutors use online chat and a whiteboard to review homework and can upload homework for the tutor to review;
- The student fills out an evaluation form before leaving LHH;
- Each tutoring session costs \$7.75; and
- The \$138,200 allocation pays for 17,832 sessions annually and the State Library uses federal LSTA (Library Services and Technology Act) grant funds to cover the remaining cost.

LHH Statistics

- In FY2017, 19,110 students received 6,978 hours of tutoring assistance.

LHH Usage by Subject - October 2017			
	Total Sessions	Total Hours	Average Session Length Minutes
Advanced Placement (AP) Test Prep	15	6.95	27.81
English	162	63.35	23.46
High School Equivalency Test Prep	1	0.28	16.90
Job Help	9	3.26	21.71
Math	1,054	347.99	19.81
SAT Test Prep	3	1.13	22.54
Science	717	304.10	25.45
Social Studies	129	44.73	20.81
Spanish	5	0.35	4.23
WriteTutor	277	102.97	22.30
WriteTutor Review	7	2.01	17.22
Totals	2,379	877.12	22.12

Student Usage of LHH by Type of School Attended FY2017		
Type of School	Number of Students	Percentage
Public K-12 School	7,106	37.5%
Private K-12 School	346	1.8%
Homeschool	656	3.5%
Other	2,498	13.3%
UAA	6,414	33.8%
UAF	992	5.2%
UAS	938	4.9%

Alaska State Libraries, Archives and Museums
Andrew P. Kashevaroff (APK) Facilities Maintenance

Statutes: AS 14.07.020; AS 37.07.020(e); AS 44.27.020

Regulations: n/a

Contribution to Department's Mission:

To account and budget for the operations, maintenance and repair, and renewal and replacement of the state-owned Father Andrew P. Kashevaroff (APK) Building in Juneau, Alaska.

FY2019 Governor's Budget (changes from FY2018 Management Plan):

- Transfer in \$1,030,000 UGF from Library Operations for transparent tracking of the operations and maintenance costs related to the APK Building.

FY2019 Budgeted Positions:

- None

- Houses irreplaceable collections in a secure and atmosphere controlled repository;
- Offers one-stop reference service to students, researchers and tourists under one roof;
- Makes the atrium, classroom, and lecture hall available for free public programs and private rentals;
- Provides an OWL videoconference room to staff, agencies and public for statewide meetings;
- Provides display cases on the mezzanine level;
- Houses a café and gift store to serve visitors;
- Houses a museum conservation laboratory and a paper laboratory (the only such laboratory in Alaska) to stabilize and conserve museum materials of all types; and
- Has signed a memorandum of agreement with KTOO to film and broadcast APK lectures and events on a statewide basis on *360 North*.

FY2017 APK Statistics

- A total of 10,745 Alaskans attended both free public programs and private rental events at the APK, up from 2,862 people in FY2016; and
- The APK hosted 43 broadcasts and 150 OWL videoconferences, including the December 2016 Electoral College signing ceremony certifying Alaska's national election results.

New Component for APK Facilities Maintenance:

- \$1,030,000 in unrestricted general funds transferred to a new component called Andrew P. Kashevaroff Facilities Maintenance. Any and all costs related to the operations and maintenance of the APK building will be directly posted to this new component. The benefit to this is that no Reimbursable Services Agreement (RSA) will be necessary to move funds from EED State Facilities Rent to Library Operations to pay these costs.

- In FY2017, the APK was under warranty until May 2017, so the costs for FY2017 came in below the proposed \$1,030,000. In FY2018, we are expecting to use the entire allocation of \$1,030,000 by close of fiscal year.

FY2017 APK Facility Operations Overview:

Utility Services:

Electric	\$232,000
Water/sewer	\$16,900
Heating fuel	\$145,600
Trash	\$12,300
Phone	\$3,200
Subtotal	\$410,000

Service Contracts:

Janitorial/ snow removal	\$213,300
Security	\$115,000
Fire suppression	\$17,000
Generator	\$39,050
Elevator	\$15,000
UPS	\$54,535
Subtotal	\$453,885

Other Services **\$70,529**

Total All Services **\$934,414**

Commodities **\$63,240**

Total APK Facility FY2017 **\$997,654**

FY2017-FY2018 Division Highlights

The Alaska State Museums received the 2017 National Metal for Museum and Library Service from the Institute of Museum and Library Services (IMLS). Nominated by Senator Murkowski, this award is the Nation's highest honor for museums and is a tribute to the State Museum's efforts to help local museums improve their programs and services.

The Division and KTOO recorded 10 lectures by artists, authors, and researchers and posted these *At the APK* television shows on *360 North* <http://www.360north.org/at-the-apk/>.

The Historical Collections received 34 collections of historic photographs, manuscripts, and other materials from donors, such as a collection of original negatives from the family of Juneau photographer Leonard Delano.

Library Development completed a five-year evaluation of how federal funds from the IMLS were used in Alaska from 2012 to 2017 and then assisted the Governor's Advisory Council on Libraries as it wrote a new five year plan on how federal funds from IMLS will be used to develop library services in Alaska from 2018 to 2022.

Library Development worked with the early literacy program at DEED to purchase a statewide contract for access to all of Sesame Street's e-books, which all Alaskans can access for free at: <http://sled.alaska.edu>.

The Alaska State Archives significantly increased their online presence after working with their database vendor, Minisis, to create an Online Public Access Catalogue (OPAC). Minisis allows the public to search all unrestricted holdings held by the Archives.