

Alaska Department of Fish & Game

House Finance Committee

FY 2018 Budget Overview



Commissioner Sam Cotten
Deputy Commissioner Charles Swanton

January 30, 2017

The Constitution of the State of Alaska

Article 8 – Natural Resources; § 4. Sustained Yield

Fish, forests, wildlife, grasslands, and all other replenishable resources belonging to the State shall be utilized, developed, and maintained on the sustained yield principle, subject to preferences among beneficial uses.

The Alaska Statutes

Title 16. FISH AND GAME; Sec. 16.05.020. Functions of commissioner.

(2) manage, protect, maintain, improve, and extend the fish, game and aquatic plant resources of the state in the interest of the economy and general well-being of the state.

Mission Statement

To protect, maintain, and improve the fish, game, and aquatic plant resources of the state, and manage their uses and development in the best interest of the economy and the well-being of the people of the state, consistent with the sustained yield principle.

Sources

Mission: <http://www.adfg.alaska.gov/index.cfm?adfg=about.mission>

Constitutional Authority: <http://www.adfg.alaska.gov/index.cfm?adfg=about.statutes>

Full Budgets: <http://www.adfg.alaska.gov/index.cfm?adfg=about.budgets>

Division Measures: www.adfg.alaska.gov/index.cfm?adfg=divisions.main



ADF&G Core Services

Management

Provide hunting and fishing opportunities, protect state's rights to manage its fish and wildlife resources, protect and improve habitat and access.

Stock Assessment and Research

Ensure sustainability and harvestable surplus, improve assessment and research capabilities, invest in new technologies, anticipate changing conditions.

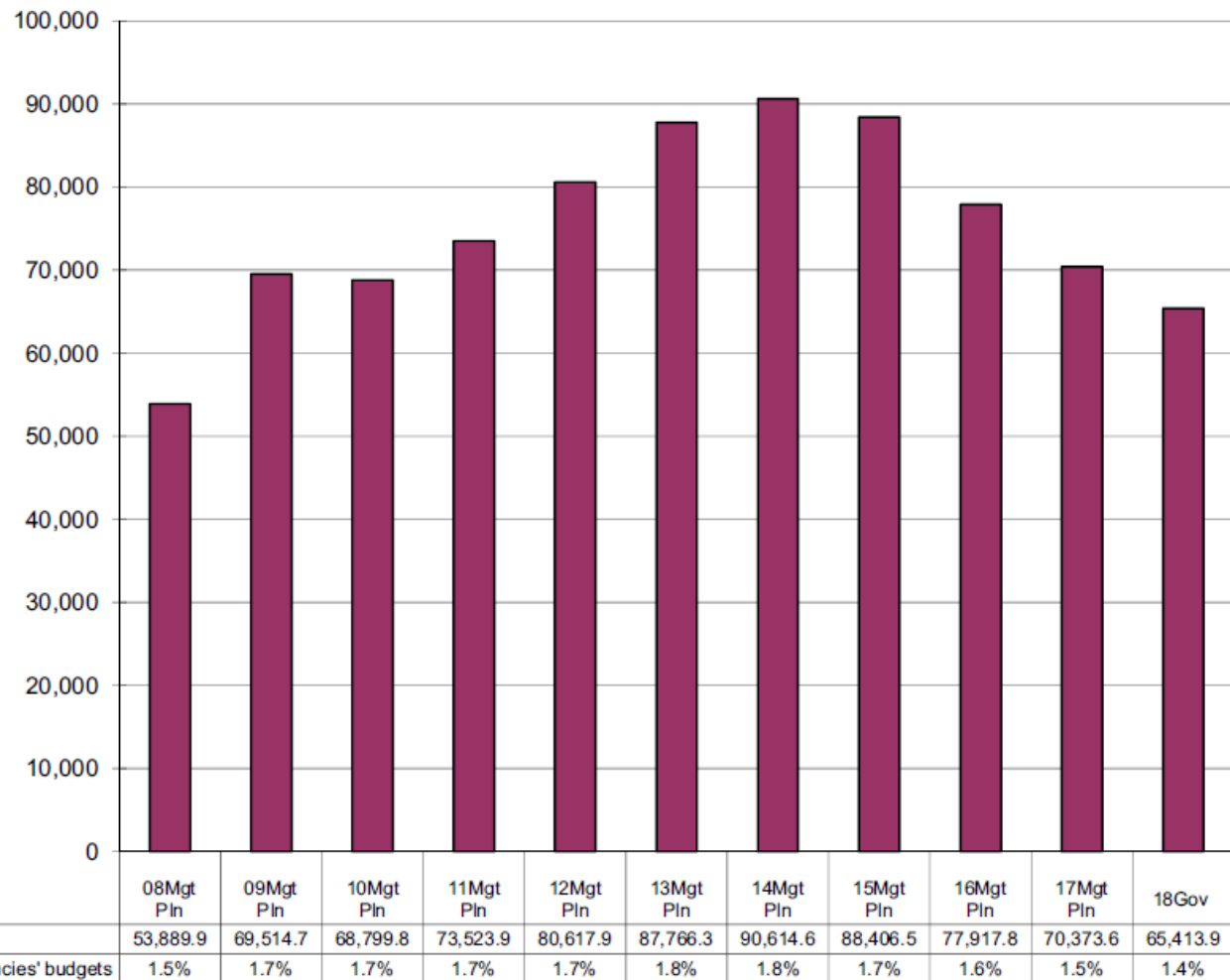
Customer Service and Public Involvement

Make improvements to information and education services, the Boards and other regulatory processes, licensing and permitting.

Department of Fish & Game's Budget Compared to All Agencies' Budgets
(GF Only)
(\$ Thousands)

The Department's GF budget grew by \$11.5 million (21%) between FY08 and the FY18 Governor's Request – an average annual growth rate of 2.0%.

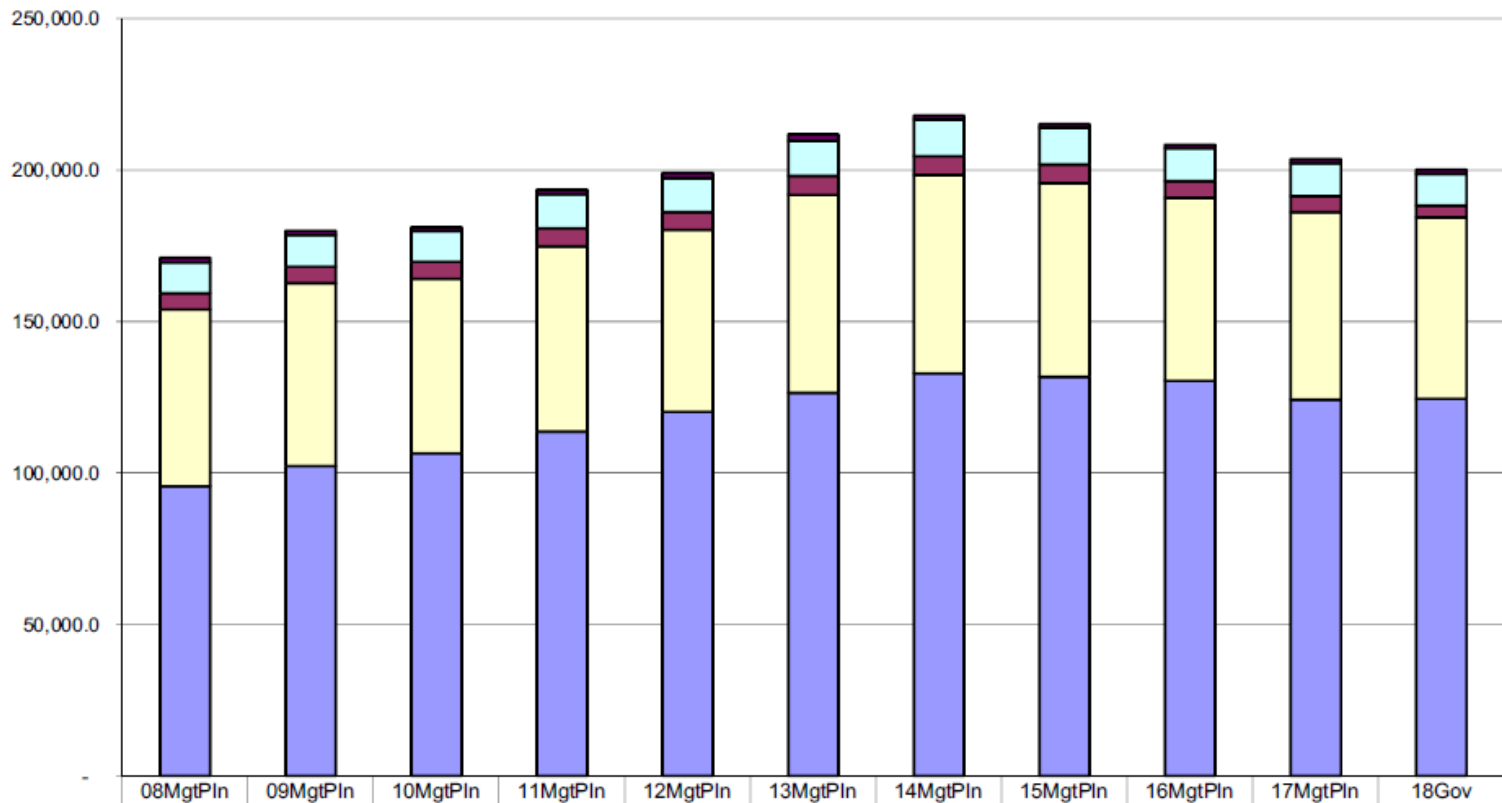
The Department's total FY18 GF Governor's Requested budget equals \$195 per resident worker.*



* According to the Department of Labor, there were 334,628 resident workers in Alaska in 2014.

The majority of the FY18 funding is in the following line items:
 Personal Services: 62%
 Services: 30%

**Department of Fish & Game
 Line Items
 (All Funds)
 (\$ Thousands)**



8 Miscellaneous	-	-	-	-	-	-	-	-	-	-	-
7 Grants, Benefits	-	-	-	-	-	-	-	-	-	-	-
5 Capital Outlay	1,488.5	1,456.5	1,273.5	1,410.4	1,832.2	2,102.2	1,329.7	1,329.7	1,160.9	1,452.0	1,367.0
4 Commodities	10,176.8	10,449.7	10,129.9	11,295.1	11,145.0	11,561.4	12,077.3	12,042.9	10,934.3	10,879.9	10,511.2
2 Travel	5,325.2	5,475.2	5,596.3	5,928.9	5,807.7	6,272.9	6,222.5	6,160.5	5,573.4	5,272.7	3,832.7
3 Services	58,377.6	60,345.6	57,654.7	61,182.7	60,127.3	65,397.6	65,499.3	64,031.5	60,331.4	61,812.2	59,901.1
1 Personal Services	95,677.2	102,317.5	106,537.3	113,729.6	120,222.6	126,479.2	132,952.6	131,708.0	130,455.0	124,303.4	124,550.5

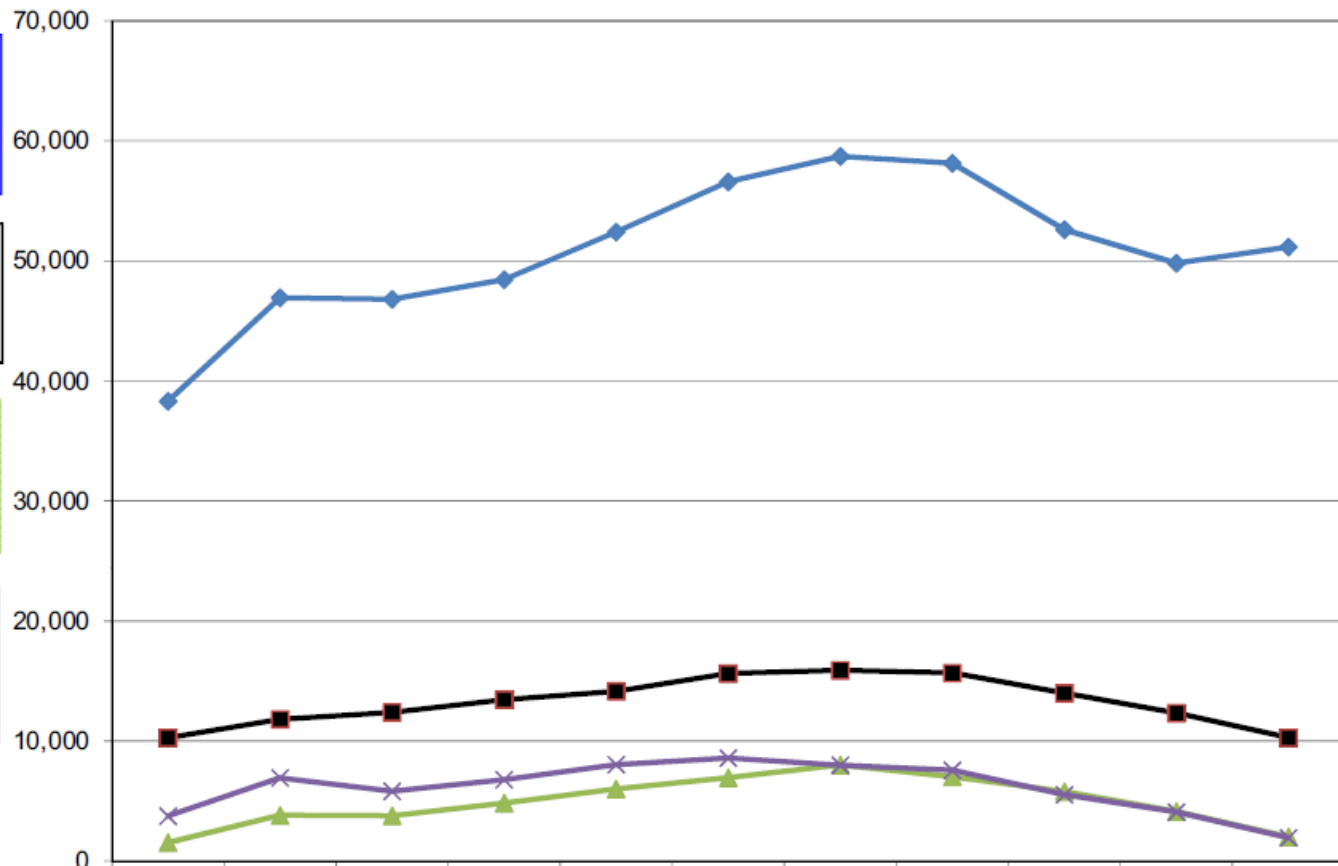
Appropriations within the Department of Fish & Game (GF Only) (\$ Thousands)

Commercial Fisheries
increased by \$12.1 million from FY07 to FY17 Governor's Request – an increase of 31%.

Statewide Support Services FY18 budget is approximately equal to the FY08 Management Plan.

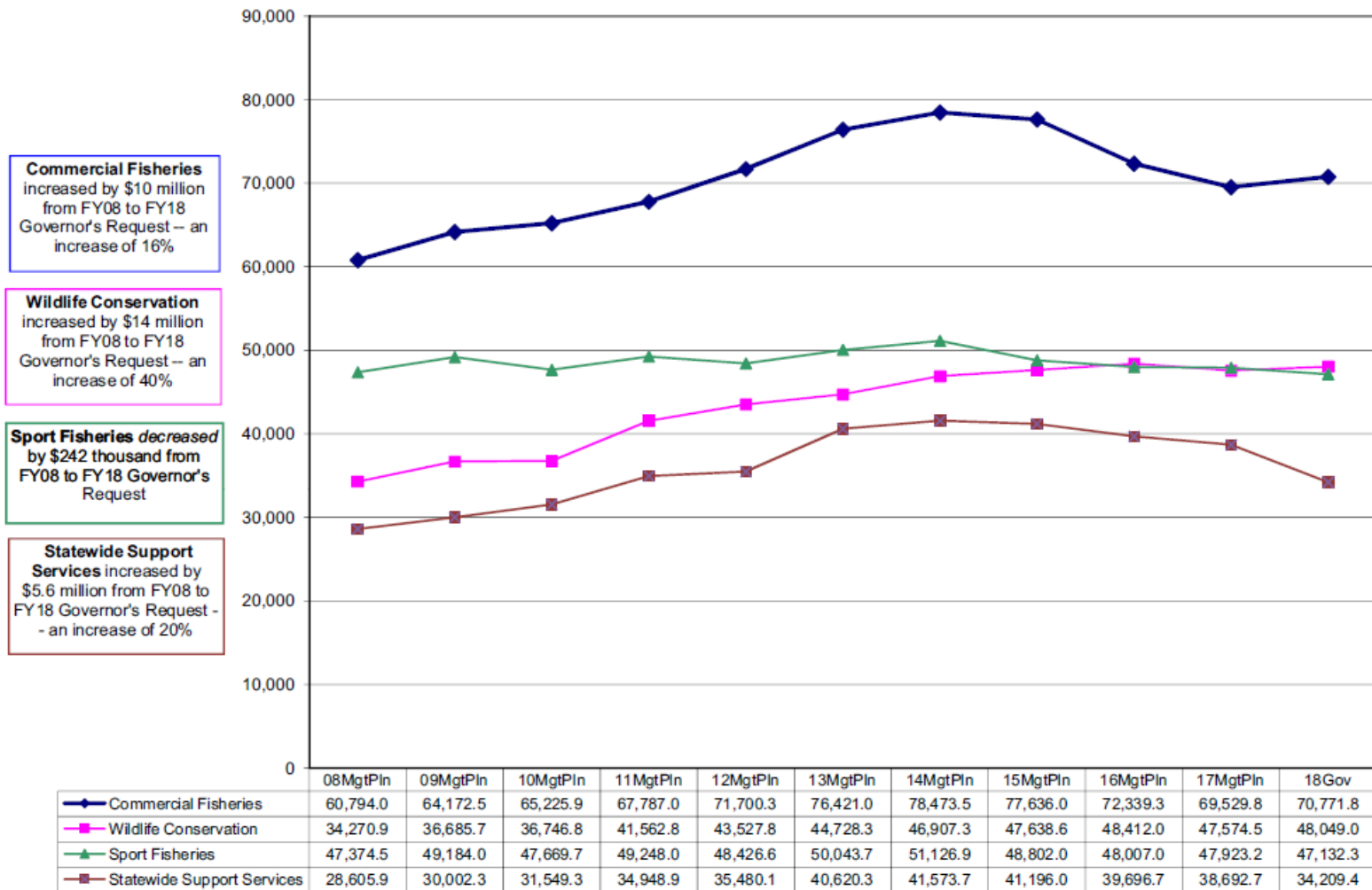
Sport Fisheries
increased by \$473 thousand from FY08 to FY18 Governor's Request—an increase of 31%

Wildlife Conservation
decreased by \$1.8 million from FY08 to FY18 Governor's Request – a decrease of 48%



	08MgtPIn	09MgtPIn	10MgtPIn	11MgtPIn	12MgtPIn	13MgtPIn	14MgtPIn	15MgtPIn	16MgtPIn	17MgtPIn	18Gov
Commercial Fisheries	38,310.4	46,934.1	46,812.5	48,442.4	52,418.0	56,592.6	58,706.7	58,138.7	52,603.2	49,812.5	51,165.7
Statewide Support Services	10,283.4	11,821.2	12,392.4	13,452.6	14,155.1	15,633.7	15,901.4	15,673.7	13,993.8	12,342.1	10,285.9
Sport Fisheries	1,544.6	3,819.8	3,775.0	4,837.3	6,006.2	6,952.4	8,016.0	7,018.4	5,792.5	4,133.3	2,017.4
Wildlife Conservation	3,751.5	6,939.6	5,819.9	6,791.6	8,038.6	8,587.6	7,990.5	7,575.7	5,528.3	4,085.7	1,944.9

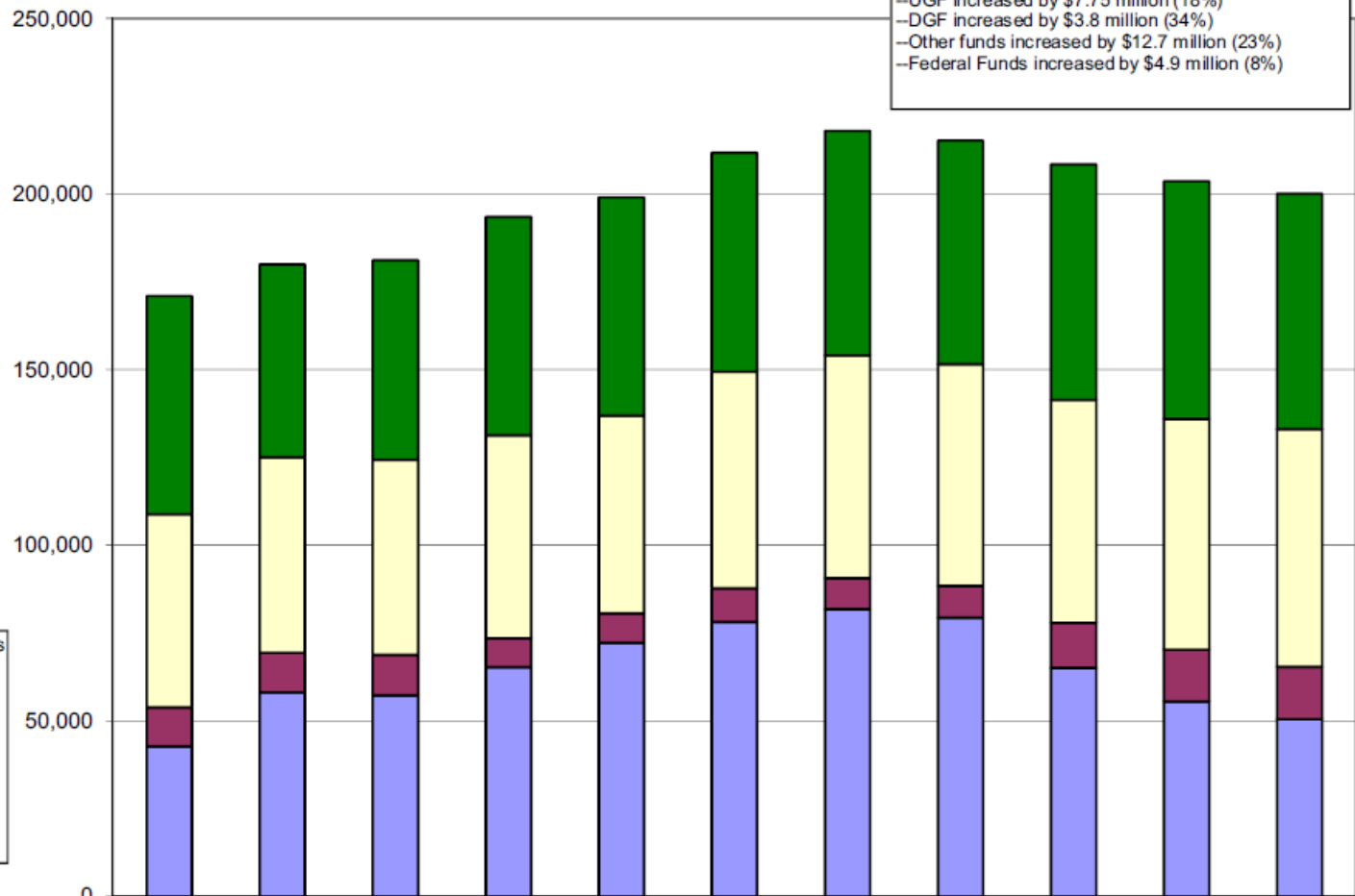
**Appropriations within the Department of Fish & Game
(All Funds)
(\$ Thousands)**



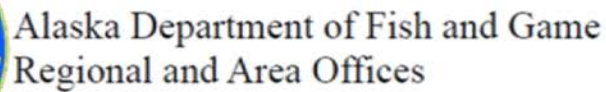
Department of Fish & Game
Total Funding Comparison by Fund Group
(All Funds)
(\$ Thousands)

Between FY08 & the FY18 Governor's Request:
 --UGF increased by \$7.75 million (18%)
 --DGF increased by \$3.8 million (34%)
 --Other funds increased by \$12.7 million (23%)
 --Federal Funds increased by \$4.9 million (8%)

Note: This graph does not reflect a FY12 supplemental approved by the legislature replacing \$5.5 million of Fish & Game funds (Other) with Unrestricted General Funds.



	08MgtPln	09MgtPln	10MgtPln	11MgtPln	12MgtPln	13MgtPln	14MgtPln	15MgtPln	16MgtPln	17MgtPln	18Gov
■ Federal Receipts (Fed)	62,151.8	54,950.3	56,836.2	62,139.1	62,199.7	62,359.6	64,008.0	63,713.1	67,063.8	67,681.6	67,019.5
□ Other State Funds (Other)	55,003.6	55,579.5	55,555.7	57,883.7	56,317.2	61,687.4	63,458.8	63,153.0	63,473.4	65,665.0	67,729.1
■ Designated General (DGF)	11,124.2	11,426.8	11,502.3	8,185.0	8,371.2	9,506.7	8,805.3	9,018.7	12,822.4	14,843.4	14,897.5
■ Unrestricted General (UGF)	42,765.7	58,087.9	57,297.5	65,338.9	72,246.7	78,259.6	81,809.3	79,387.8	65,095.4	55,530.2	50,516.4



Division of Commercial Fisheries

Director Scott Kelley

Allocation and/or Program	Funding (in thousands)	Number of Full Time Employees	Number of Alaskans Served	Percentage of Cost Recovered Through Fees	Rating of Importance to Mission	Rating of Effectiveness	Constitutional Requirement	Federally Required	Required by Statute
Division of Commercial Fisheries	\$67,139.2 Total \$36,415.2 UGF \$11,117.9 DGF \$9,431.8 Fed \$10,174.3 Other	669 Total 278 PFT 391 PPT	94,442	\$2,393.3 total GFPR Authority 3.6%	Critical	OMB Performance Measures	Article VIII § 1, 2, 3, 4, 15	Yes	Title 16 AS 16.05.020(2) AS 16.05.050 AS 16.05.251
Salmon	\$24,312.3 Total \$12,789.9 UGF \$2,889.1 DGF \$4,919.0 Fed \$3,714.3 Other	250 Total 44 PFT 206 PPT	84,083	0%	Critical	OMB Performance Measures	Article VIII § 1, 2, 3, 4, 15	Yes	AS 16.05.020(2) AS 16.05.050 AS 16.05.251 AS 16.05.730 AS 16.05.831(b)
Herring	\$2,825.0 Total \$2,007.7 UGF \$414.4 DGF \$143.5 Fed \$259.4 Other	27 Total 1 PFT 26 PPT	1,753	0%	Critical	OMB Performance Measures	Article VIII § 1, 2, 3, 4, 15	Yes	AS 16.05.020(2) AS 16.05.050 AS 16.05.251 AS 16.10.172 AS 16.10.173
Groundfish	\$3,583.1 Total \$1,651.3 UGF \$506.9 DGF \$484.0 Fed \$940.9 Other	42 Total 10 PFT 32 PPT	5,506	0%	Critical	OMB Performance Measures	Article VIII § 1, 2, 3, 4, 15	Yes	AS 16.05.020(2) AS 16.05.050 AS 16.05.251 AS 16.10.165 AS 16.05.055 AS 16.05.735
Shellfish	\$6,611.5 Total \$3,146.7 UGF \$1,989.6 DGF \$1,212.2 Fed \$263.0 Other	75 Total 20 PFT 55 PPT	3,100	0%	Critical	OMB Performance Measures	Article VIII § 1, 2, 3, 4, 15	Yes	AS 16.05.020(2) AS 16.05.050 AS 16.05.251 AS 16.10.180 AS 16.05.055 AS 16.05.632 AS 16.05.735

Continued on next slide...

Division of Commercial Fisheries

Director Scott Kelley

...continued from previous slide

Allocation and/or Program	Funding (in thousands)	Number of Full Time Employees	Number of Alaskans Served	Percentage of Cost Recovered Through Fees	Rating of Importance to Mission	Rating of Effectiveness	Constitutional Requirement	Federally Required	Required by Statute
Genetics	\$3,042.1 Total \$1,528.3 UGF \$492.2 Fed \$1,021.6 Other	34 Total 14 PFT 20 PPT	8,295	0%	Critical	OMB Performance Measures	Article VIII § 1, 2, 3, 4, 15	No	AS 16.05.020(2) AS 16.05.251
Pathology Lab	\$599.1 Total \$449.3 UGF \$149.8 Other	4 Total 4 PFT	8,295	0%	Critical	OMB Performance Measures	Article VIII § 1, 2, 3, 4, 15	No	AS 16.05.020(2) AS 16.40.150 AS 16.05.868
Aquaculture Planning and Permitting	\$1,732.2 Total \$796.2 UGF \$936.0 Other	9 Total 5 PFT 4 PPT	3,528	0%	Critical	OMB Performance Measures	Article VIII § 1, 2, 3, 4, 15	No	AS 16.05.020(2) AS 16.10.375-480 AS 16.05.092 AS 16.05.730 AS 16.40.100-199
Core Services Support	\$18,696.6 Total \$12,688.1 UGF \$4,475.0 DGF \$278.1 Fed \$1,255.4 Other	186 Total 138 PFT 48 PPT	8,295	0%	Important	OMB Performance Measures	Article VIII § 1, 2, 3, 4, 15	No	AS 16.05.020(2) AS 16.05.050(a)(7)
Data Resource Management and Information Services	\$5,737.3 Total \$1,357.7 UGF \$842.9 DGF \$1,902.8 Fed \$1,633.9 Other	42 Total 42 PFT	2,867	0%	Critical	OMB Performance Measures	Article VIII § 1, 2, 3, 4, 15	Yes	AS 16.05.020(2) AS 16.05.690 AS 16.05.815 AS 16.05.050(a)(4) and (10) AS 16.05.671

Division of Sport Fish

Director Tom Brookover

Allocation and/or Program	Funding (in thousands)	Number of Full Time Employees	Number of Alaskans Served	Percentage of Cost Recovered Through Fees	Rating of Importance to Mission	Rating of Effectiveness	Constitutional Requirement	Federally Required	Required by Statute
Division of Sport Fish	\$47,132.3 Total \$2,017.4 UGF \$21,819.8 Fed \$23,295.1 Other	338 Total 175 PFT 153 PPT 10 NP	All	38%	Critical	Sport Fisheries	Article VIII § 1, 2, 3, 4	No	AS 16.05.020 AS 16.05.050
Fisheries Management	\$7,556.2 Total \$181.9 UGF \$2,610.5 Fed \$4,770.5 Other	56 Total 43 PFT 12 PPT 1 NP	All	26%	Critical	Sport Fisheries	Article VIII § 1, 2, 3, 4	No	AS 16.05.020 AS 16.05.050 AS 16.05.395 AS 16.10.570 AS 16.40.261-.271
Fisheries Research	\$13,565.8 Total \$1,028.8 UGF \$7,208.7 Fed \$5,324.5 Other	186 Total 55 PFT 124 PPT 7 NP	All	17%	Critical	Sport Fisheries	Article VIII § 1, 2, 3, 4	No	AS 16.05.020 AS 16.05.050
Fisheries Enhancement	\$6,973.5 Total \$5,760.8 Fed \$1,186.1 Other	26 Total 21 PFT 4 PPT 1 NP	All	2%	Important	Sport Fisheries	Article VIII § 1, 2, 3, 4	No	AS 16.05.020 AS 16.05.050

Continued on next slide...

Division of Sport Fish

Director Tom Brookover

...continued from previous slide

Allocation and/or Program	Funding (in thousands)	Number of Full Time Employees	Number of Alaskans Served	Percentage of Cost Recovered Through Fees	Rating of Importance to Mission	Rating of Effectiveness	Constitutional Requirement	Federally Required	Required by Statute
Fisheries Habitat Research and Restoration	\$4,878.8 Total \$552.9 UGF \$1,918.9 Fed \$2,413.8 Other	19 Total 12 PFT 7 PPT	All	4%	Critical	Sport Fisheries	Article VIII § 1, 2, 4, 13	No	AS 16.05.020 AS 16.05.050
Communications and Outreach	\$1,245.0 Total \$618.4 Fed \$625.7 Other	12 Total 7 PFT 5 PPT	All	3%	Important	Sport Fisheries	No	No	AS 16.05.020 AS 16.05.050
Program Operations and Oversight	\$12,912.9 Total \$253.8 UGF \$3,702.5 Fed \$8,974.5 Other	38 Total 37 PFT 1 NP	All	48%	Important	Sport Fisheries	No	No	AS 16.05.020 AS 16.05.050

Division of Wildlife Conservation

Director Bruce Dale

Allocation and/or Program	Funding (in thousands)	Number of Full Time Employees	Number of Alaskans Served	Percentage of Cost Recovered Through Fees	Rating of Importance to Mission	Rating of Effectiveness	Constitutional Requirement	Federally Required	Required by Statute
Division of Wildlife Conservation	\$48,049.0 Total \$1,944.9 UGF \$31,716.6 Fed \$12,393.8 F&G \$1,993.7 Other	281 Total 219 PFT 57 PPT 5 NP	All	26%	Critical	Wildlife Conservation	Article VIII § 2, 3, 4	No	AS 16.05.090
Wildlife Research and Management	\$36,475.7 Total \$797.2 UGF \$23,697.2 Fed \$10,690.0 F&G \$1,309.3 Other	205 Total 172 PFT 30 PPT 3 NP	425,000	30%	Critical	Wildlife Conservation	Article VIII § 2, 3, 4	No	AS 16.05.090
Threatened, Endangered, and Diversity	\$2,709.8 Total \$895.3 UGF \$1,814.5 Fed	10 Total 7 PFT 3 PPT	All	0%	Critical	Wildlife Conservation	No	No	AS 16.20.180
Special Areas (Sanctuaries and Refuges)	\$1,450.6 Total \$204.7 UGF \$856.3 Fed \$319.9 F&G \$69.7 Other	8 Total 3 PFT 5 PPT	150,000	22%	Important	Wildlife Conservation	No	No	AS 16.20
Education and Outreach	\$965.2 Total \$47.7 UGF \$711.2 Fed \$206.3 F&G	7 Total 7 PFT	425,000	21%	Important	Wildlife Conservation	No	No	No

Continued on next slide...

Division of Wildlife Conservation

Director Bruce Dale

...continued from previous slide

Allocation and/or Program	Funding (in thousands)	Number of Full Time Employees	Number of Alaskans Served	Percentage of Cost Recovered Through Fees	Rating of Importance to Mission	Rating of Effectiveness	Constitutional Requirement	Federally Required	Required by Statute
Marine Mammals	\$3,523.1 Total \$3,364.3 Fed \$158.8 Other	27 Total 14 PFT 11 PPT 2 NP	All	0%	Beneficial	Wildlife Conservation	No	No	No
Access and Defense	\$1,082.4 Total \$469.9 Fed \$156.6 F&G \$455.9 Other	8 Total 7 PFT 1 PPT 0	425,000	14%	Important	Wildlife Conservation	No	No	No
Shooting Facilities	\$911.7 Total \$911.7 F&G	8 Total 2 PFT 6 PPT	55,000	44%	Important	Wildlife Conservation	No	No	AS 16.55.010(3) AS 16.55.020(2)(A)
Hunter Education	\$930.5 Total \$821.2 Fed \$109.3 F&G	8 Total 7 PFT 1 PPT	150,000	12%	Critical	Wildlife Conservation	No	No	AS 16.55.010(2) AS 16.55.020(2)(B)

Division of Subsistence

Director Hazel Nelson

Allocation and/or Program	Funding (in thousands)	Number of Full Time Employees	Number of Alaskans Served	Percentage of Cost Recovered Through Fees	Rating of Importance to Mission	Rating of Effectiveness	Constitutional Requirement	Federally Required	Required by Statute
Division of Subsistence	\$5,565.1 Total \$2,504.8 UGF \$1,347.9 Fed \$1,712.4 Other	49 Total 20 PFT 24 PPT 5 NP	All	0%	Critical	Subsistence	Article VIII § 4	ANILCA FERC	AS 16.05.258 AS 16.05.251 AS 16.05.255 AS 16.05.090 AS 16.05.094 AS 37.14.400
Research and Analysis Program	\$3,804.0 Total \$743.7 UGF \$1,347.9 Fed \$1,712.4 Other	23 Total 10 PFT 14 PPT 3 NP	All	0%	Critical	Subsistence	Article VIII § 4	ANILCA FERC	AS 16.05.258 AS 16.05.251 AS 16.05.255 AS 16.05.090 AS 16.05.094 AS 37.14.400
Applied Research Program	\$1,761.1 Total \$1,761.1 UGF	26 Total 10 PFT 10 PPT 2 NP	All	0%	Critical	Subsistence	Article VIII § 4	ANILCA FERC	AS 16.05.258 AS 16.05.251 AS 16.05.255 AS 16.05.090 AS 16.05.094 AS 37.14.400

Division of Administrative Services

Director Carol Petraborg

Allocation and/or Program	Funding (in thousands)	Number of Full Time Employees	Number of Alaskans Served	Percentage of Cost Recovered Through Fees	Rating of Importance to Mission	Rating of Effectiveness	Constitutional Requirement	Federally Required	Required by Statute
Division of Administrative Services	\$11,806.7 Total \$2,174.2 UGF \$146.0 DGF \$1,775.8 Fed \$7,710.7 Other	81 Total 69 PFT 9 PPT 3 NP	All (Indirectly, and Directly Through Licensing)	0%	Important	High	No	No	AS 16.05.020 AS 16.05.050
Director's Office	\$724.3 Total \$157.1 UGF \$163.3 Fed \$403.9 Other	5 Total 5 PFT	None	0%	Important	High	No	No	AS 16.05.020 AS 16.05.050
Finance	\$1,933.2 Total \$419.3 UGF \$435.8 Fed \$1,078.1 Other	19 Total 18 PFT 1 NP	None	0%	Important	High	No	No	AS 16.05.020 AS 16.05.050
Human Resources	\$378.0 Total \$82.0 UGF \$85.2 Fed \$210.8 Other	3 Total 3 PFT	None	0%	Important	High	No	No	AS 16.05.020 AS 16.05.050
Information Technology	\$2,684.9 Total \$582.4 UGF \$605.3 Fed \$1,497.2 Other	19 Total 19 PFT	None	0%	Important	High	No	No	AS 16.05.020 AS 16.05.050

Continued on next slide...

Division of Administrative Services

Director Carol Petraborg

...continued from previous slide

Allocation and/or Program	Funding (in thousands)	Number of Full Time Employees	Number of Alaskans Served	Percentage of Cost Recovered Through Fees	Rating of Importance to Mission	Rating of Effectiveness	Constitutional Requirement	Federally Required	Required by Statute
Licensing	\$1,920.8 Total \$146.0 DGF \$1,774.8 Other	17 Total 7 PFT 9 PPT 1 NP	All	0%	Critical	High	No	No	AS 16.05.020 AS 16.05.050
Procurement	\$1,069.3 Total \$231.9 UGF \$241.1 Fed \$596.3 Other	9 Total 8 PFT 1 NP	None	0%	Important	High	No	No	AS 16.05.020 AS 16.05.050
Small Division Administration	\$1,087.4 Total \$235.9 UGF \$245.1 Fed \$606.4 Other	9 Total 9 PFT	None	0%	Important	High	No	No	AS 16.05.020 AS 16.05.050
Core Services	\$2,008.8 Total \$465.6 UGF \$1,543.2 Other	0 Total	None	0%	Important	High	No	No	AS 16.05.020 AS 16.05.050

Division of Habitat

Director David Rogers

Allocation and/or Program	Funding (in thousands)	Number of Full Time Employees	Number of Alaskans Served	Percentage of Cost Recovered Through Fees	Rating of Importance to Mission	Rating of Effectiveness	Constitutional Requirement	Federally Required	Required by Statute
Division of Habitat	\$6,040.7 Total \$3,439.6 UGF \$108.2 Fed \$2,492.9 Other	46 Total 41 PFT 2 PPT 3 NP	14,156*	0%	Critical	Habitat	Article VIII § 1, 2, 4	No	AS 16.05.871 AS 16.05.841 5 AAC 95
Permitting and Compliance	\$3,439.6 Total \$3,439.6 UGF	25 Total 25 PFT	7,000	0%	Critical	Habitat	Article VIII § 1, 2, 4	No	AS 16.05.871 AS 16.05.841 5 AAC 95
Project Review and Monitoring	\$2,492.9 Total \$2,492.9 Other	20 Total 15 PFT 2 PPT 3 NP	7,000	0%	Important	Habitat	Article VIII § 1, 2, 4	No	AS 16.05.871 AS 16.05.841 5 AAC 95
State Wildlife Grant	\$108.2 Total \$108.2 Fed	1 Total 1 PFT	156	0%	Important	Habitat	Article VIII § 2	No	5 AAC 95

*Average number of permits issued from FY 2012 to FY 2015 was 3,539 per year, and assuming that represents about 25% of people served, then the number served per year would be 14,156. Users include individuals from the mining industry (placer, hard rock, gravel), oil and gas, hydro, hydrokinetics, timber, and transportation, as well as the general public (e.g., stream bank stabilization, water use, stream diversions, cross-drainage structures, etc.).

Commercial Fisheries Entry Commission (CFEC)

Commissioners Benjamin Brown and Bruce Twomley

Allocation and/or Program	Funding (in thousands)	Number of Full Time Employees	Number of Alaskans Served	Percentage of Cost Recovered Through Fees	Rating of Importance to Mission	Rating of Effectiveness	Constitutional Requirement	Federally Required	Required by Statute
Commercial Fisheries Entry Commission	\$3,579.6 Total \$3,579.6 DGF	22 Total 22 PFT	27,485*	232%	Critical	CFEC	Article VIII § 15	Yes**	AS 16.43.010-990

*12,282 fishing permits were issued to Alaska commercial fishermen in 2016, and 4,056 permits were issued to non-resident commercial fishermen. CFEC issued 9,352 vessel licenses in 2016. While vessel licenses do not require a residency declaration, and the various forms of vessel ownership do not allow for a meaningful residency determination, a substantial number of Alaskans were served.

**CFEC's interim-use permits are required for participants in a number of federally-managed fisheries including but not limited to halibut and sablefish.

Boards Support Section

Directors Glenn Haight and Kristy Tibbles

Allocation and/or Program	Funding (in thousands)	Number of Full Time Employees	Number of Alaskans Served	Percentage of Cost Recovered Through Fees	Rating of Importance to Mission	Rating of Effectiveness	Constitutional Requirement	Federally Required	Required by Statute
Board Support Section	\$1,869.2 Total \$1,718.5 UGF \$1.0 DGF \$58.8 Fed \$90.9 Other	9 Total 4 PFT 5 PPT	All	0%	Critical	Board Support Section	Article VIII § 1, 2, 3, 4, 17	Yes	AS 16.05–16.40 AS 16.20 AS 44.62
Alaska Board of Fisheries and Alaska Board of Game	\$1,320.8 Total \$1,232.8 UGF \$1.0 DGF \$87.0 Other	4 Total 4 PFT	All	0%	Critical	Board Support Section	Article VIII § 1, 2, 3, 4, 17	Yes*	AS 16.05–16.40 AS 16.20 AS 44.62
Advisory Committees	\$548.4 Total \$485.7 UGF \$58.8 Fed \$3.9 Other	5 Total 5 PPT	All	0%	Critical	Board Support Section	Article VIII § 1, 2, 3, 4, 17	No	AS 16.05–16.40 AS 16.20 AS 44.62

*The Magnuson–Stevens Act delegates crab management to the State of Alaska.

Office of the Commissioner

Commissioner Sam Cotten

Allocation and/or Program	Funding (in thousands)	Number of Full Time Employees	Number of Alaskans Served	Percentage of Cost Recovered Through Fees	Rating of Importance to Mission	Rating of Effectiveness	Constitutional Requirement	Federally Required	Required by Statute
Office of the Commissioner	\$1,568.2 Total \$172.8 UGF \$176.8 Fed \$1,218.6 Other	7 Total 7 PFT	All	0%	Critical	High	No	No	AS 16 AS 36 AS 37 AS 39 AS 44