



House Finance Subcommittee for
Department of Education & Early Development (DEED)

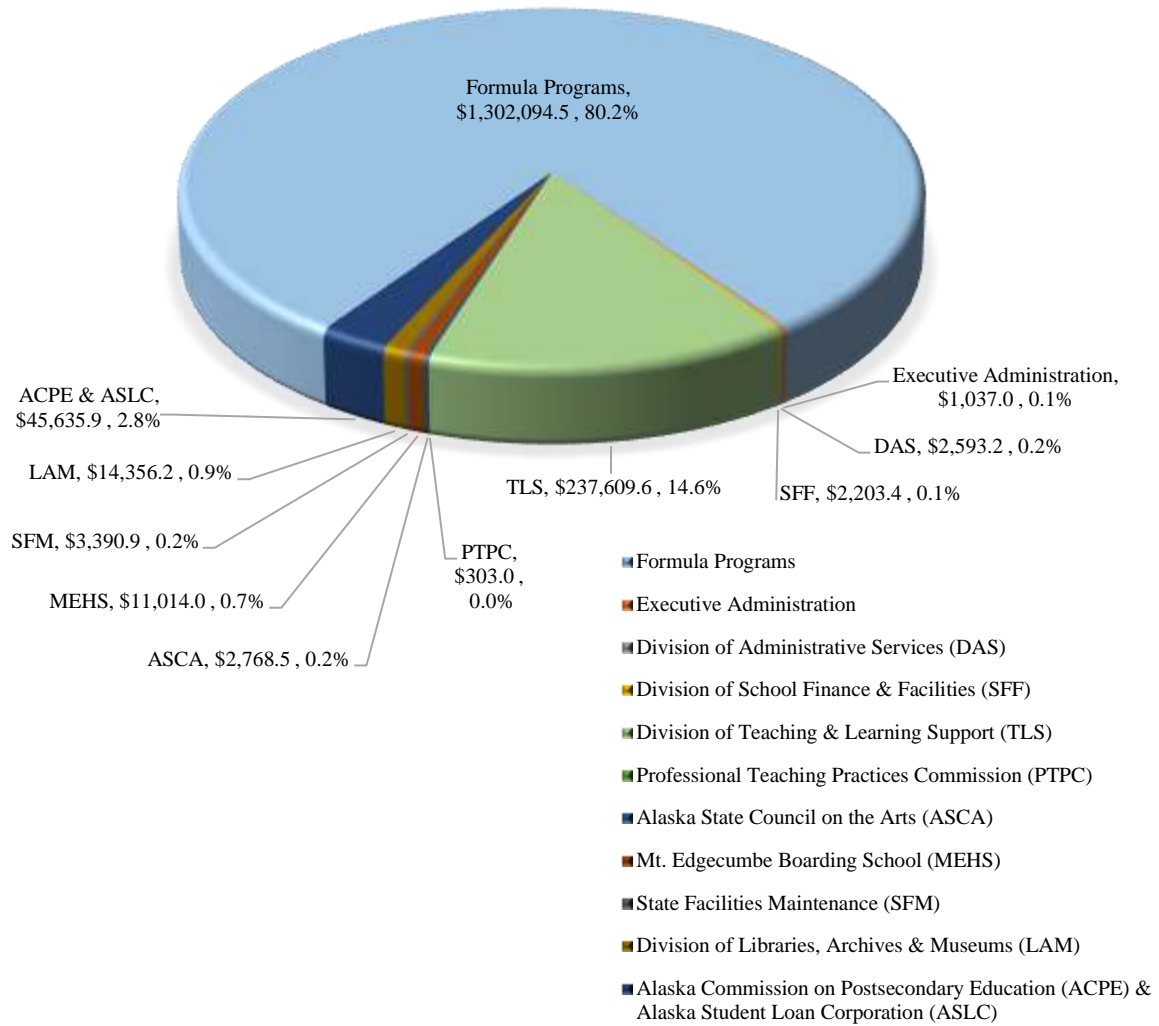
Budget Overview:
State Facilities Maintenance
Alaska State Libraries, Archives and Museums

Heidi Teshner, Administrative Services Director
Patience Frederiksen, Director of Libraries, Archives and Museums

February 8, 2017



DEED's FY2018 Governor's Budget by Structure
Total Budget (all funds): \$1,621,976.2



State Facilities Maintenance

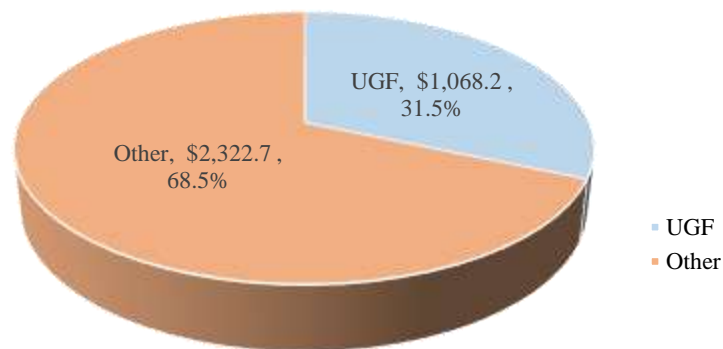
Components

State Facilities Maintenance
State Facilities Rent

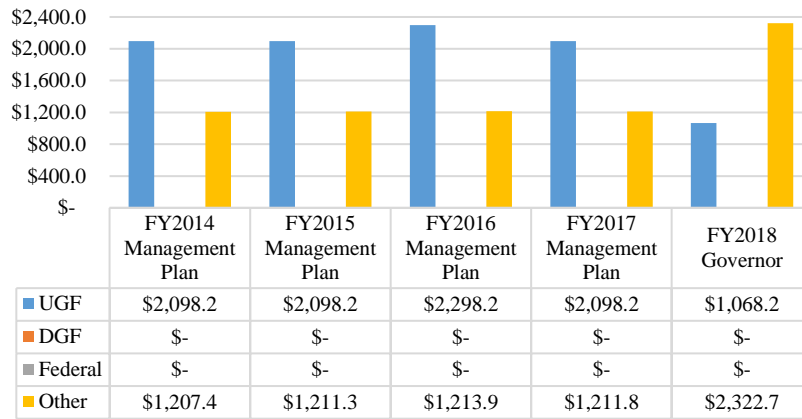
FY2018 Governor's Budget

Results Delivery Unit (RDU):	Designated General Funds	Unrestricted General Funds	Federal Funds	Other Funds	Total
State Facilities Maintenance (SFM)					
State Facilities Maintenance	-	-	-	2,322.7	2,322.7
State Facilities Rent	-	1,068.2	-	-	1,068.2
Subtotal SFM:	-	1,068.2	-	2,322.7	3,390.9

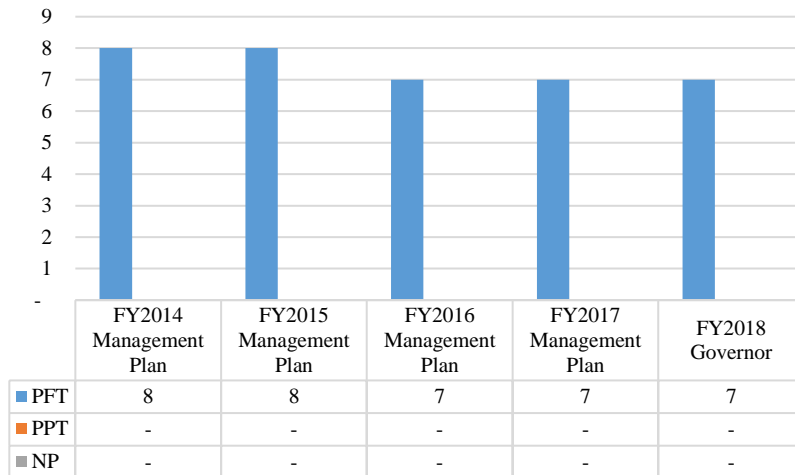
State Facilities Maintenance RDU By Fund Source



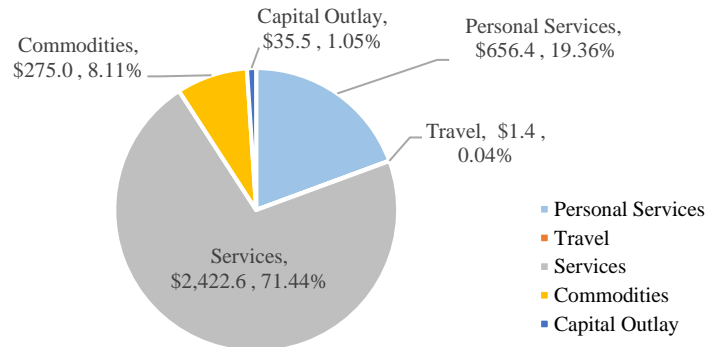
State Facilities Maintenance RDU by Fund Source



State Facilities Maintenance RDU Budgeted Positions



State Facilities Maintenance RDU by Line Item



State Facilities Maintenance RDU

State Facilities Maintenance

Statutes: AS 14.07.020; AS 44.27.020; AS 37.07.020(e)

Regulations: n/a

Contribution to Department's Mission:

Accounts and budgets for the maintenance and repair, and renewal and replacement of state-owned education facilities at Mt. Edgecumbe High School (MEHS) in Sitka, Alaska; and funds the operations and maintenance of the Father Andrew P. Kashevaroff (APK) Building in Juneau, Alaska.

Funding History:

- FY2014 Appropriation: \$1,181.4 Other
- FY2015 Appropriation: \$1,185.3 Other
- FY2016 Appropriation: \$1,187.9 Other
- FY2017 Appropriation: \$1,185.8 Other
- FY2018 Governor's Budget: \$2,322.7 Other
(budget is 0.14% of the department's FY2018 operating budget request)

FY2018 Budgeted Positions:

- 7 permanent full-time (PFT)

FY2018 Governor's Budget (changes from FY2017 Management Plan):

- \$6.9 Other – salary and health insurance adjustments
- \$100.0 Other – increment to increase inter-agency receipt authorization for the warm storage and maintenance costs of the new MEHS Aquatic Center
- \$1,030.0 Other – increment to increase inter-agency receipt authorization for the operations and maintenance costs for the APK Facility

Breakdown of FY2018 Governor's Budget:

- \$1,292.7 Other – MEHS
- \$1,030.0 Other – APK Facility

State Facilities Maintenance RDU **State Facilities Rent**

Statutes: AS 37.05.570

Regulations: n/a

Contribution to Department's Mission:

Funds necessary maintenance and helps prevent future deferred maintenance problems in the five buildings in the state facilities rent pool and provides funding support for leased space as required for program operations.

Funding History:

- FY2014 Appropriation: \$2,124.2 (\$2,098.2 UGF; \$26.0 Other)
- FY2015 Appropriation: \$2,124.2 (\$2,098.2 UGF; \$26.0 Other)
- FY2016 Appropriation: \$2,324.2 (\$2,298.2 UGF; \$26.0 Other)
- FY2017 Appropriation: \$2,124.2 (\$2,098.2 UGF; \$26.0 Other)
- FY2018 Governor's Budget: \$1,068.2 UGF
(budget is 0.07% of the department's FY2018 operating budget request)

FY2018 Budgeted Positions:

- None

FY2018 Governor's Budget (changes from FY2017 Management Plan):

- (\$1,030.0) UGF – transfer general fund authority to Library Operations for the operations and maintenance costs for the Father Andrew P. Kashevaroff (APK) Facility
- (\$26.0) Other – decrement to delete inter-agency receipt authorization

Reduction History:

- FY2017 – (\$200.0) UGF reduction to remove one-time funding for dual occupancy for the APK Facility

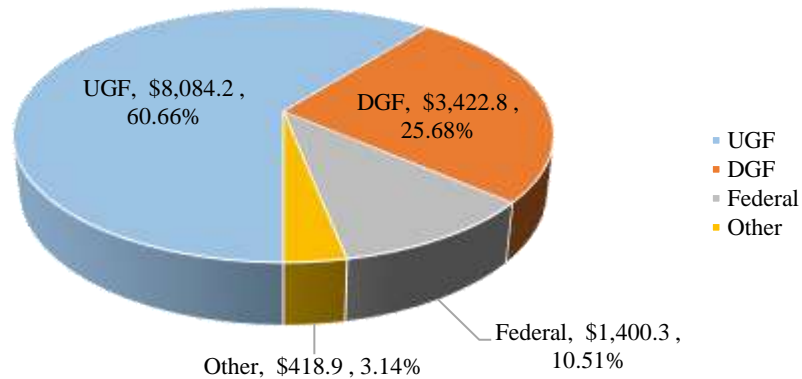
Alaska State Libraries, Archives and Museums

Components
 Library Operations
 Archives
 Museum Operations
 Online With Libraries (OWL)
 Live Homework Help

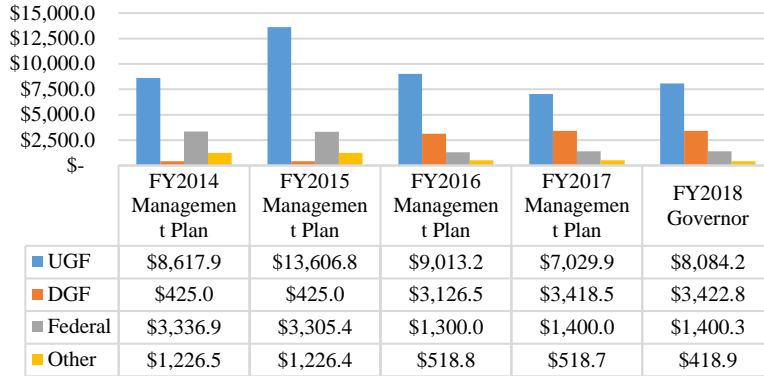
FY2018 Governor's Budget

Results Delivery Unit (RDU):	Designated General Funds	Unrestricted General Funds	Federal Funds	Other Funds	Total
Alaska State Libraries, Archives and Museums (LAM)					
Library Operations	2,780.3	5,217.0	1,300.3	258.3	9,555.9
Archives	-	1,061.1	40.0	160.6	1,261.7
Museum Operations	504.3	1,144.3	60.0	-	1,708.6
Online With Libraries (OWL)	-	661.8	-	-	661.8
Live Homework Help	138.2	-	-	-	138.2
Subtotal LAM:	3,422.8	8,084.2	1,400.3	418.9	13,326.2

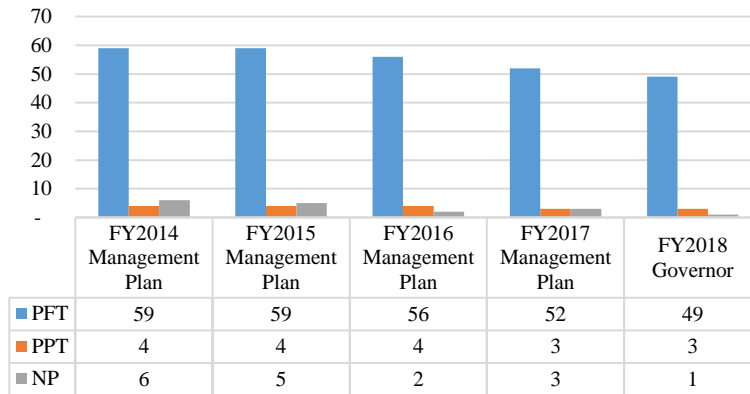
State Libraries, Archives and Museums by Fund Source



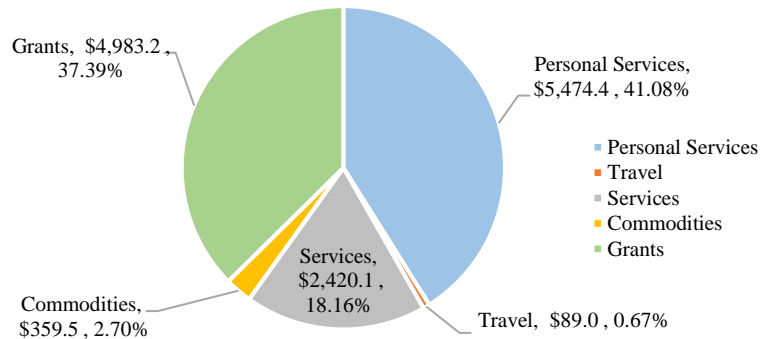
State Libraries, Archives and Museums RDU by Fund Source



State Libraries, Archives and Museums RDU Budgeted Positions



State Libraries, Archives and Museums RDU by Line Item



Alaska State Libraries, Archives and Museums **Library Operations**

Statutes: AS 14.56; AS 24.05.135; AS 40.21; AS 40.25.115(e); AS 44.27.020

Regulations: 4 AAC 59; 2 AAC 96.200(c)

Contribution to Department's Mission:

Provides access to information, trains school and public librarians, and preserves the history of the state.

Funding History:

- FY2014 Appropriation: \$9,232.7 (\$4,895.2 UGF; \$63.0 DGF; \$1,068.3 Other; \$3,206.2 Fed)
- FY2015 Appropriation: \$14,226.5 (\$9,889.8 UGF; \$63.0 DGF; \$1,068.3 Other; \$3,205.4 Fed)
- FY2016 Appropriation: \$9,713.1 (\$6,291.8 UGF; \$1,863.0 DGF; \$358.3 Other; \$1,200.0 Fed)
- FY2017 Appropriation: \$8,622.5 (\$4,183.9 UGF; \$2,780.3 DGF; \$358.3 Other; \$1,300.0 Fed)
- FY2018 Governor's Budget: \$9,555.9 (\$5,217.0 UGF; \$2,780.3 DGF; \$258.3 Other; \$1,300.3 Fed)
(budget is 0.59% of the department's FY2018 operating budget request)

FY2018 Budgeted Positions:

- 25 permanent full-time (PFT) and 1 non-perm

FY2018 Governor's Budget (changes from FY2017 Management Plan):

- \$29.0 (\$0.3 Fed; \$28.7 UGF) – salary and health insurance adjustments
- \$1,030.0 UGF – transfer in from State Facilities Rent for the operations and maintenance costs for the Father Andrew P. Kashevaroff (APK) Facility
- (\$100.0) Other reduction to statutory designated program receipt authorization
- Transfer 2 PFT positions to the Department of Administration for Shared Services of Alaska Implementation
- (\$25.6) UGF – decrement for savings from Shared Services of Alaska Implementation
- Delete 2 non-perm positions

Reduction History:

- FY2016 –
 - (\$66.3) UGF reduction and deleted 1 PFT position
 - (\$33.8) UGF reduction from reducing an inter-library loan assistant to half-time



- (\$1,400.0) total reduction ((\$3,200.0) UGF; \$1,800.0 DGF) to the School Broadband Access Grants
- (\$273.8) UGF reduction and deleted 2 PFT positions
- FY2017 –
 - (\$503.3) UGF reduction
 - (\$672.7) total reduction ((\$1,590.0) UGF; \$917.3 DGF) to the School Broadband Access Grants

Fees:

Purpose of Fee	Authorizing Statute or Regulation	FY2014 Fee	FY2015 Fee	FY2016 Fee	FY2017 Fee	Proposed FY2018 Fee
Historical photo reproduction	AS 14.56.030(10) 4 AAC 57.910(a)(1)	\$15.00	\$15.00	\$25.00	\$25.00	\$25.00
Photocopies	AS 14.56.030(10) 4 AAC 57.910(a)(4)	\$0.10	\$0.10	\$0.10/pg self-service plus \$50.00/hour staff time if needed	\$0.10/pg self-service plus \$50.00/hour staff time if needed	\$0.10/pg self-service plus \$50.00/hour staff time if needed
Professional Services	AS 14.56.030(10) 4 AAC 57.910(a)(5)	up to \$40.00/hr	up to \$40.00/hr	up to \$50.00/hr	up to \$50.00/hr	up to \$50.00/hr
Interlibrary loans-rush request	4 AAC 57.910(a)(2)(A)	\$5/request	\$5/request	\$10/request	\$10/request	\$10/request
Interlibrary loans-out of state request	4 AAC 57.910(a)(2)(B)	\$10/loan	\$10/loan	\$15/loan	\$15/loan	\$15/loan
Interlibrary loans-out of state request for copies	4 AAC 57.910(a)(2)(C)	\$5 + .25 per page/request	\$5 + .25 per page/request	\$15 + .25 per page/request	\$15 + .25 per page/request	\$15 + .25 per page/request

Library Operations - Information Services

History

Territorial Department of Library Service was created in 1955 by the Legislature as a separate entity from the Territorial Historical Library and Museum Commission. With statehood, this territorial department became the State Library, part of the Department of Education & Early Development.



What We Do and Who We Serve

The Information Services section:

- provides library and reference service to state government, ensuring that state employees have the information they need to do the best work possible for the state and its citizens;
- serves as a depository for state and federal publications concerning Alaska, by collecting, providing access, and preserving these publications for future generations;
- offers consultant services to Alaskan libraries, archives and museums in areas of special expertise, such as cataloging, government information, copyright, and law;
- coordinates the Talking Book Center, which provides audiobook, large print, and Braille resources to Alaskans with visual or physical disabilities which prevent them from reading standard print books;
- ensures that the official election pamphlets are recorded for the benefit of Talking Book Center patrons, as mandated by AS 15.58.080; and
- takes a leadership role in statewide library projects, such as the Joint Library Catalog and the Alaska Digital Library.

SLED (Statewide Library Electronic Doorway), which was founded in 1994, has become an easy-to-use website that connects people to high quality Alaska information and provides cost-effective access to extensive licensed resources. SLED was developed by the Alaska State Library and UAF's Elmer Rasmuson Library and is currently managed and supported by Information Services, with technical assistance from the University of Alaska Anchorage/Alaska Pacific University (UAA/APU) Consortium Library.

FY2016 Information Services Statistics

- Answered (with the Historical Collections) **16,919 reference questions** from state employees and **1,047 reference questions** from the public;
- Of these queries, a total of **3,167 questions (18%)** related specifically to Alaska;
- **928 Alaskans** with visual or physical disabilities checked out or downloaded **38,464 audiobooks, magazines, and music scores**, an average of 41.5 items per person;
- A total of **15,143 Alaskans** downloaded **358,963 audiobooks and e-books** from the Alaska Digital Library, an average of 23.7 items per person;

- On the SLED databases, Alaskans did **7,009,987 searches** for proprietary information and accessed over **738,276 full-text articles** concerning languages, science, social science, English, arts & music, health, engineering & technology, and math; and
- Participated in the move to the new Father Andrew P. Kashevaroff (APK) building.

Library Operations - Historical Collections

History

June 6, 1900 The U. S. Congress authorized the Alaska Historical Library and Museum, instructing the governor to collect laws, papers and periodicals of the district, as well as other related materials of historical interest. Russian Orthodox Priest Andrew P. Kashevaroff was recruited as the institution's first curator and librarian in 1919.

1940 The territory purchased Judge James Wickersham's Alaska collection, which significantly enriched and supplemented the Library's holdings.

1966 The Alaska Historical Library was separated from the Alaska State Museum and became a part of the new Division of State Libraries. At this time, all photographs, maps, and diaries were permanently transferred to the Library.

1975 The Alaska Legislature placed the Alaska State Library in charge of the distribution of state publications to libraries. Historical Collections receives the first copy of any state publication deposited under this program.



What We Do and Who We Serve

The Historical Collections includes:

- a growing body of over 100,000 Alaskan books and serials;
- a collection of microfilmed newspapers from 120 Alaska communities;
- more than 500,000 photographs, in different formats such as lantern-slides, 35mm slides, and original negatives, span every aspect of Alaskan geography, history, and culture;
- manuscripts collections comprised of personal papers, private diaries and correspondence of teachers, missionaries, Alaska Native leaders, politicians, military personnel and others; and
- business records of mining companies, store keepers, and canneries which hold a wealth of information on Alaskan resource development.

The Historical Collections has digitized 18,000 Alaskan photographs that are significant or have been requested by patrons. Sound recordings, videocassettes, and films from the Historical Collections, including critical Alaska Native Language materials, are increasingly accessible on Alaska's Digital Archives at: <http://vilda.alaska.edu/cdm/index> and on the library's YouTube channel.

The Historical Collections is currently participating in the Library of Congress' National Digital Newspaper Project, which will result in 100,000 pages of pre-1923 Alaskan newspapers being searchable and digitally accessible.

Students and educators, government employees, academic researchers, and individuals seeking knowledge about their family heritage in Alaska are heavy users of the materials and services available at the Historical Collections. Photographs from the unit are included in many print and electronic publications each year.

FY2016 Historical Collections Statistics

- Answered (with Information Services) **16,919 reference questions** from state employees and **1,047 reference questions** from the public;
- Added **1,000 Alaska State publications** to the collections;
- Filled over **500 requests for high quality photo images**;
- Created and added **1,050 digital images** to the Digital Archives; and
- Participated in the move to the new APK building.

Library Operations - Library Development

History

The Library Services and Technology Act (LSTA) State Block grant program from the Institute of Museum and Library Services requires that a state library agency be in place to receive LSTA funds. LSTA funds are used to aid in the expansion and development of library services. LSTA led to the creation of Library Development.

Federal Statutes Impacting Library Development

U.S.C. 20.9121 et. seq. Library Services and Technology Act – Revised in 1996, LSTA provides federal funding for the extension and improvement of library service and added a focus on helping libraries new information technologies.

What We Do and Who We Serve

Library Development provides consulting services to public and school libraries, assisting with their library management and operational needs and with the development of improved services and programs for patrons.

Library Development provides subject-specific assistance to libraries on grants and library statistics, technology and the Online With Libraries (OWL) program, the E-Rate program, and on early literacy. The grant-funded Alaska Library Network manages statewide consortial

purchases, such as the Alaska Digital Library, which provides e-books and audiobooks to 80% of Alaska's people.

Alaska does not have a library school, so the State Library's continuing education (CE) for library staff is a major component of improving local library services. CE includes: library boot camps; library site visits; library interns; CE grants to attend conferences; webinars, OWL videoconferences and in-person workshops; consulting over the phone; and providing library science books on requested topics.

Major grant-funded projects provide a wide range of library services to Alaskans, including books by mail (library service to people in towns without public libraries); talking book services (audiobooks to Alaskans with visual disabilities); SLED's statewide databases; Alaska Library Network (consortial purchases on behalf of libraries); and the Ready to Read Resource Center (tubs of early literacy books to libraries and day cares and a part time early literacy consultant.)

FY2016 Library Development Statistics

- Answered **4,855 reference questions**;
- Made **25 site visits** to libraries;
- Offered **119 training workshops**, seminars and webinars;
- **Trained 1,880 library staff** during these events; and
- Closed the Anchorage office of the State Library and moved operations to APK.

Attachments

- See Appendix A for a list of FY2016 Grants to Public Libraries by Town
- See Appendix B for a list of FY2016 Grants to Other Libraries and Organizations

E-Rate – Library Operations

History

Universal service is the guiding value that all Americans will have the ability to access communication services. The Federal Communications Commission (FCC) was established with the *Communications Act of 1934* with universal service as a core mandate of that new law. **The Universal Service Fund** (USF) within the FCC is used to implement this American value and its companion statute.

The *Telecommunications Act of 1996* was the first major revision of the *Communications Act of 1934*. It expanded the value of Universal Service to include new communication technologies such as the internet. The Act directed the FCC to formalize methods of access to the fund and established four programs within the Universal Service Fund (USF) to implement the statute governing universal service. These four programs are:

Connect America	Formerly known as High-Cost Support which provides subsidies to qualifying providers that serve rural/high cost areas in order to keep rural consumer rates comparable to urban rates
Lifeline	Best known for subsidizing cell phones for low-income users
Rural Health Care	Supporting telemedicine by allowing health care providers to pay rates comparable to their urban counterparts
Schools and Libraries	Also known as the E-rate, the slang term for “education rate,” which allows for affordable telecommunications rates, internet access and internal connections

Funding for the USF does not come from federal tax dollars. Contributions to the USF are made through providers of telecommunications carriers, including wireless and wireline companies and cable companies that provide voice services. Carriers place a USF charge on the billings that are sent to customers, so funding ultimately comes from the public. This USF money is considered a fee, not a tax.

The Universal Service Administrative Company (USAC) is a not-for-profit company acting under the direction of the FCC that collects and distributes contributions from the USF.

Individual states, including the State of Alaska, also have their own state USF funds which are comprised of contributions through carriers from the public.

Who is Served by E-rate


To be eligible for discounts under the USF’s Schools and Libraries program, the school or library must meet the USF program definition of a school or a library. If eligible, a school or library will receive a discount ranging from 20 to 90 percent on the cost of their billing. Eligible services include monthly phone/voice services, Internet access, data lines, and basic infrastructure costs. The discounts received are determined by the poverty level of the local community and are based upon the local public school district eligibility data for the National School Lunch Program (NSLP) or acceptable alternative discount methods.

In Alaska, **all public school districts receive USF/E-rate funding**, as well as seven private schools and one state-run school. Two Education Service Agencies (ESAs) are served by USF funding as well. **Eighty-eight (88) public libraries in Alaska are recipients USF/E-rate funding.**

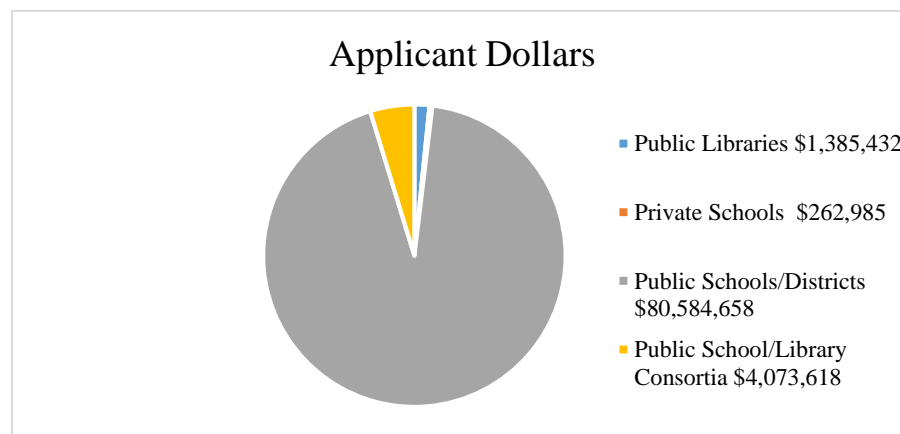
Funding flows directly from the USF fund to the applicant school or library, without being managed by the State of Alaska. The Division of Libraries, Archives and Museums has contracted an E-Rate consultant, who assists all E-rate applicants in Alaska with outreach, training, and assistance in applying for these funds.

Statistics

In FY2016, the most recent complete E-rate funding year, Alaska's schools and libraries were awarded \$86,306,693 in E-rate funding. The breakdown in funding is as follows:



The breakdown between dollars awarded to different types of applicants are as follows:



A total of 34 public libraries in Alaska are combined school/public libraries, with these public libraries residing within a public school. These combined libraries are eligible for Alaska State Library support and have their own budgets, but serve both the school and the public. Districts that have combined school/public libraries and that share E-rate supported services apply for E-rate funding as a consortium.

School Broadband Assistance Grants (BAG) – Library Operations

History

The School Broadband Assistance Grant (School BAG) program is designed to bring every school in Alaska up to 10 mbps down in support of distance-delivered education and online student testing. This goal is accomplished by combining funds from Federal E-Rate, State School BAG, and the local school district to cover each eligible school's internet costs.

What We Do and Who We Serve

Library Development staff manages School BAG in cooperation with our E-Rate Coordinator. Library Development manages the grant application, award, and reporting processes, while the E-Rate Coordinator closely evaluates the grant applications submitted by the districts.

- In FY2015, School BAG awarded \$4,950,000 to 28 school districts. Awards prorated at 79%.
- In FY2016, School BAG awarded \$3,586,170 to 28 school districts. Awards 100% funded.
- In FY2017, School BAG awarded \$2,470,466 to 28 school districts. Awards 100% funded.

Attachments

- See Appendix C for a list of FY2015 – FY2017 School BAG Statistics
- See Appendix D for a list of FY2017 School BAG Awards by School

Alaska State Libraries, Archives and Museums Archives

Statutes: AS 40.21

Regulations: 4 AAC 59.005-070

Contribution to Department's Mission:

Provides access to information, preserves the history of the state, and promotes the development of museums statewide.

Funding History:

- FY2014 Appropriation: \$1,353.4 (\$1,124.5 UGF; \$158.2 Other; \$70.7 Fed)
- FY2015 Appropriation: \$1,321.7 (\$1,123.6 UGF; \$158.1 Other; \$40.0 Fed)
- FY2016 Appropriation: \$1,277.1 (\$1,076.6 UGF; \$160.5 Other; \$40.0 Fed)
- FY2017 Appropriation: \$1,249.6 (\$1,049.2 UGF; \$160.4 Other; \$40.0 Fed)
- FY2018 Governor's Budget: \$1,261.7 (\$1,061.1 UGF; \$160.6 Other; \$40.0 Fed)
(budget is 0.08% of the department's FY2018 operating budget request)

FY2018 Budgeted Positions:

- 10 permanent full-time (PFT)

FY2018 Governor's Budget (changes from FY2017 Management Plan):

- \$12.1 (\$11.9 UGF; \$0.2 Other) – salary and health insurance adjustments

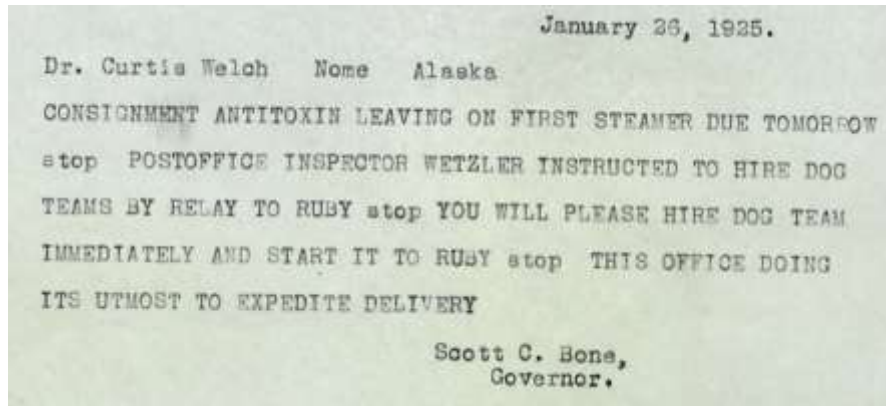
Reduction History:

- FY2015 – (\$30.4) Fed decrement and deleted 1 non-perm position
- FY2016 – (\$68.7) UGF reduction
- FY2017 – (\$23.8) UGF reduction

Fees:

Purpose of Fee	Authorizing Statute or Regulation	FY2014 Fee	FY2015 Fee	FY2016 Fee	FY2017 Fee	Proposed FY2018 Fee
Photocopies	AS 40.21.030(5) 4 AAC 59.065(a)(1)	\$0.10	\$0.10	\$0.10/pg self-service plus \$50.00/hour staff time if needed	\$0.10/pg self-service plus \$50.00/hour staff time if needed	\$0.10/pg self-service plus \$50.00/hour staff time if needed
Microfiche	AS 40.21.030(5) 4 AAC 59.065(a)(2)(A)	\$1.00/fiche	\$1.00/fiche	actual cost of media plus \$50.00/hour staff time	actual cost of media plus \$50.00/hour staff time	actual cost of media plus \$50.00/hour staff time
Microfilm	AS 40.21.030(5) 4 AAC 59.065(a)(2)(B)	\$10.00/reel	\$10.00/reel	actual cost of media plus \$50.00/hour staff time	actual cost of media plus \$50.00/hour staff time	actual cost of media plus \$50.00/hour staff time
Audio-Visual Records	AS 40.21.030(5) 4 AAC 59.065(a)(4)	\$10/meeting date plus \$1.50 for materials (if CD or audio cassettes needed)	\$10/meeting date plus \$1.50 for materials (if CD or audio cassettes needed)	actual cost of media plus \$50.00/hour staff time	actual cost of media plus \$50.00/hour staff time	actual cost of media plus \$50.00/hour staff time
Electronic Records	AS 40.21.030(5) 4 AAC 59.065(a)(5)	Actual cost of media plus \$20 per hour	Actual cost of media plus \$20 per hour	actual cost of media plus \$50.00/hour staff time	actual cost of media plus \$50.00/hour staff time	actual cost of media plus \$50.00/hour staff time
Photographs	AS 40.21.030(5) 4 AAC 59.065(a)(2)	\$25.00	\$25.00	\$25.00	\$25.00	\$25.00

Archives Operations



Original telegram from Governor Bone to Dr. Welch requesting delivery of medicine to Nome in January 1925. Today this event is celebrated as the Iditarod. This is part of the State Archives collection.

History

The Alaska State Archives was established in 1970 to address the State's needs and expense in managing and preserving its legal, vital, necessary, and historically important records. The State's most important records were transferred to the custody of the Archives.

Senator Ted Stevens lobbied the National Archives to transfer custody of select historic and legal federal records to the State Archives. Court system records for the District (1884-1912) and Territory (1912-1959) and papers from the Office of the District and Territorial Governor were transferred to the State Archives.

The records management program was established to provide oversight and assistance on how State agencies should manage their records for legal and administrative purposes and to determine what records should be transferred to the Archives.

What We Do and Who We Serve

The State Archives contains the original records of:

- the Alaska Legislature from 1912 to the present day, including House and Senate floor recordings, committee subject files, and official copies of passed legislation;
- the Executive branch dating from 1884, including the Office of the Governor, Department of Law, Department of Fish & Game, and all other Executive departments; and
- the Judicial branch's records to Statehood. (The Archives assists the Alaska Court System in management of its post-Statehood records.)

Serving all three branches of Alaska's government is the State Archives' core service, with 40% of all service requests coming from the three branches of state government. The State Archives impacts and helps state government function. Two notable instances of support offered by the State Archives' records include the extensive resources used for civil litigation in *Amerada Hess* and the *Exxon Valdez Oil Spill*, which facilitated the return of more than a billion dollars of money into State and citizen coffers.

The public makes 60% of requests to the State Archives. Public access to state records satisfies the legal and public demand of citizen access to government records, a hallmark of government transparency and democracy. The Archives' services to the public empower and educate citizens about their rights and the role of government in history.

The records management program helps state agencies by ensuring that certain records are retained long enough to meet their legal and functional needs and by ensuring that certain records are destroyed after the appropriate time to reduce the expense associated with record storage and to protect the State from liability. The Archives' central microfilm and digitization saves government agencies money by filming records onto smaller media so that the originals can legally be destroyed.

Other services include:

- One million historic vital statistics records (birth, marriage, and death certificates) have been digitized and placed online to serve Alaskans with family history information;
- Oversight of Alaska's corporation incorporation index, which documents the creation of businesses and are needed when businesses seek to establish or revive private businesses;
- Management of the Alaska State Historic Records Advisory Board, which administers federal National Historical Publications & Records Commission (NHPRC) grant funds to municipal and tribal libraries, archives, and museums;
- Microfilming of Alaska's daily newspapers for long term preservation and providing copies of these newspapers to Alaskan libraries; and
- Consultation and training to municipal and tribal governments about records management.

FY 2016 Archives Statistics

- The State Archives holds 25,000 cubic feet of material, the largest and most valuable collection of legal and government records in Alaska;
- Answered **342 reference** questions;
- **Trained 42 government employees** on archival processes;
- **Added 1,600 cubic foot boxes** of permanent state agency documents to the Archives; and
- Participated in the move to the new APK building.

Alaska State Libraries, Archives and Museums Museum Operations

Statutes: AS 14.57

Regulations: 4 AAC 58

Contribution to Department's Mission:

Provides access to information, preserves the history of the state, and promotes the development of museums statewide.

Funding History:

- FY2014 Appropriation: \$2,120.2 (\$1,698.2 UGF; \$362.0 DGF; \$60.0 Fed)
- FY2015 Appropriation: \$2,115.4 (\$1,693.4 UGF; \$362.0 DGF; \$60.0 Fed)
- FY2016 Appropriation: \$2,068.3 (\$1,644.8 UGF; \$363.5 DGF; \$60.0 Fed)
- FY2017 Appropriation: \$1,695.0 (\$1,135.0 UGF; \$500.0 DGF; \$60.0 Fed)
- FY2018 Governor's Budget: \$1,708.6 (\$1,144.3 UGF; \$504.3 DGF; \$60.0 Fed)
(budget is 0.11% of the department's FY2018 operating budget request)

FY2018 Budgeted Positions:

- 13 permanent full-time (PFT) and 3 permanent part-time (PPT)

FY2018 Governor's Budget (changes from FY2017 Management Plan):

- \$13.6 (\$9.3 UGF; \$4.3 DGF) – salary and health insurance adjustments
- Delete 1 PFT position

Reduction History:

- FY2016 – deleted 1 PFT position and \$80.0 UGF reduction
- FY2017 – (\$503.3) UGF reduction

Fees:

Purpose of Fee	Authorizing Statute or Regulation	FY2014 Fee	FY2015 Fee	FY2016 Fee	FY2017 Fee	Proposed FY2018 Fee
Admission Fee	AS 14.57.010(c) 4 AAC 58.010(a)	\$5 AK State Museum \$4 Sheldon Jackson	\$5 AK State Museum \$4 Sheldon Jackson	\$5 winter, \$12 summer AK State Museum; \$3 winter, \$5 summer Sheldon Jackson	\$5 winter, \$12 summer AK State Museum; \$3 winter, \$5 summer Sheldon Jackson	\$7 winter, \$12 summer AK State Museum; \$5 winter, \$7 summer Sheldon Jackson
Annual Pass	AS 14.57.010(c) 4 AAC 58.010(b)	\$15.00	\$15.00	\$25.00	\$25.00	\$35.00
Professional Service	AS 14.57.010(c) 4 AAC 58.010(d)	up to \$50.00/hr	up to \$50.00/hr	up to \$50.00/hr	up to \$50.00/hr	up to \$50.00/hr
Traveling exhibits	AS 14.57.010(c) 4 AAC 58.010(e)	Actual costs	Actual costs	actual cost of providing exhibit	actual cost of providing exhibit	actual cost of providing exhibit
Loan of Artifacts	AS 14.57.010(c) 4 AAC 58.010(g)	\$100.00	\$100.00	\$100.00	\$150.00	\$150.00
Photo Reproduction	AS 14.57.010(c) 4 AAC 58.010(f)	\$25.00	\$25.00	\$25.00	\$25.00	\$25.00

MUSEUM OPERATIONS

History

The Alaska State Museum (ASM) was established on June 6, 1900. Since then, the Museum's collections have grown from 5,500 to 38,000 objects. The ASM was accredited by the American Association of Museums in 1975 and was re-accredited in 1987 and 2015.

The Sheldon Jackson Museum (SJM) was founded in 1888 to house an exceptional collection of Alaska Native ethnographic material, most of which had been gathered by Presbyterian missionary and General Agent of Education for Alaska, the Reverend Dr. Sheldon Jackson. In 1985, the State purchased the SJM and now administers its collection of 6,000 objects. In 1972, SJM's unique building, the first concrete structure built in Alaska, was added to the National Register of Historic Places.

What We Do and Who We Serve

The State Museums identify, collect, preserve, and exhibit Alaska's historical and natural history and provide public access to services and collections of the Museums. Public services include museum visits, docents, publications, lectures, and other events related to the exhibitions. The ASM has a longstanding ceremonial use program, in which objects of cultural patrimony such as clan hats and sacred robes are checked out to tribally identified caretakers for use in cultural ceremonies and events such as clan house dedications and memorial services.

Additional public services under this goal include:

- The **Hands-On Loan Program** at SJM loans materials to schools for curriculum support;
- SJM offers **Teacher's Online Resources**, which are cultural programs on-site and in the classroom to engage students with the Native cultures in Alaska;
- ASM solicits Alaskan artists to submit their portfolios for **solo exhibitions**, including the biennial schedule for *Alaska Positive*, a statewide juried photographic exhibition now in its 46th year;
- During SJM's **Native Artist Residency Program** each summer, artists representing cultures across Alaska come to Sitka to demonstrate their art for residents and tourists;
- SJM selects an **Artifact of the Month** to display in the museum and to post online;
- ASM manages a **rotating exhibition schedule** with 6-8 temporary exhibitions annually, including traveling exhibitions from other museums, exhibitions curated from the State Museum's collection, solo artist's exhibitions, and *Alaska Positive*; and
- The public can search the Museums' **Collection Database**, which provide access 38,000 objects at ASM and 6,000 objects at SJM.

The State Museums assist and advise in the growth and development of other museums within Alaska through the following services:

- ASM awards **grants-in-aid** to Alaska museums, historical societies or support groups for projects that improve the quality of museum services and operations within the state;

- Curators make **on-site assessment visits** to consult on aspects of museum operations, including exhibits, conservation, collection management, and building and storage conditions and can assess individual objects and make conservation treatment recommendations;
- ASM publishes a **quarterly bulletin** and maintains a **list serve** for use by Alaska's museum professionals;
- ASM **loans objects** from its collection to museums that meet required standards for their exhibits;
- Both Museums develop and ship small **Traveling Exhibits** for use by museums statewide;
- Curators hold monthly **Museum Chats Online** for those involved with museums who want to ask questions or discuss topics of interest; and
- Curators hold **training workshops** in various aspects of museum practices independently or in conjunction with the Museums Alaska annual conferences.

FY2016 Museum Statistics

- Answered 3,089 reference questions;
- Held 900 adult and youth activity programs;
- Hosted 19,975 museum visitors;
- Trained 512 on museums management and services; and
- Participated in the move to the APK facility.

The Alaska State Museum



The Sheldon Jackson Museum



Alaska State Libraries, Archives and Museums **Online With Libraries (OWL)**

Statutes: n/a

Regulations: n/a

Contribution to Department's Mission:

OWL builds capacity for Alaska's public libraries together with E-rate and local contribution, by funding basic broadband internet and supplying videoconferencing capability, training and content for Alaskans.

Funding History:

- FY2014 Appropriation: \$761.8 UGF
- FY2015 Appropriation: \$761.8 UGF
- FY2016 Appropriation: \$761.8 DGF
- FY2017 Appropriation: \$661.8 UGF
- FY2018 Governor's Budget: \$661.8 UGF
(budget is 0.04% of the department's FY2018 operating budget request)

FY2018 Budgeted Positions:

- 1 permanent full-time (PFT)

FY2018 Governor's Budget (changes from FY2017 Management Plan):

- No changes

Reduction History:

- FY2017 – (\$100.0) UGF reduction

Online With Libraries (OWL)

History

The Alaska Online With Libraries (OWL) Program began in 2011 as the OWL Project with federal funds provided through the American Recovery and Reinvestment Act of 2009 and administered through the Broadband Technology Opportunities Program (BTOP) of the U.S. Department of Commerce. In 2013, the State funded the OWL Project, which was renamed the Online With Libraries (OWL) Program.

What We Do and Who We Serve

Since FY2013, the Alaska OWL Program has carried out two primary activities. OWL subsidizes rural library bandwidth for a number of rural communities. OWL contracts with University of Alaska Video Services to operate a videoconference network that connects 95 public libraries and allows public and agency use of the network for meetings and trainings.

For FY2017, in response to budget cuts and legislative intent for libraries to pay more of their local internet costs, minimum contribution levels were established for libraries to be eligible for OWL funding. These minimum internet contributions were based on library size (\$50/month for small libraries, \$200/month for medium libraries, \$500/month for libraries in larger communities). As a result of this tightening of eligibility, the number of libraries receiving OWL internet subsidies was reduced from 44 to 25.

OWL's videoconference network connects 95 public libraries to each other and the world. Videoconferences have supported job interviews, presentations by government agencies, university classes, author visits, STEM programming, and more. Videoconferencing services staff at the University provide scheduling, testing, monitoring and troubleshooting of video connections. Selected videoconferences are recorded and archived on the OWL web page for later viewing, provided the presenter has given permission.

The OWL Program Manager maintains a guide of digital literacy resources at <http://lam.alaska.gov/digitalliteracy> and provides distance digital literacy training.

OWL serves patrons of the 25 public libraries that receive the OWL internet subsidy. The audience for OWL's videoconference network consists of 95 public libraries, their patrons and the government agencies, colleges, schools, non-profits and others who use OWL to provide convenient training in local communities and to reduce travel costs.

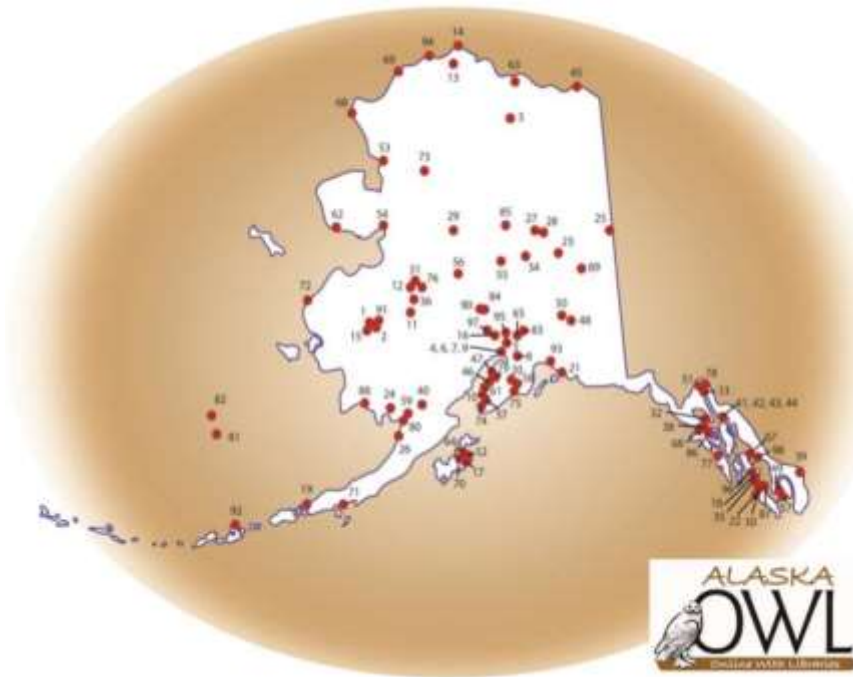
Table of libraries subsidized by OWL in FY2017

Location	Speed (Mbps)	Vendor	Annual Cost of Internet	E-Rate Portion	OWL Portion	Library Portion
Aniak	1.0 x 1.0	GCI	\$38,604	\$34,744	\$3,260	\$600
Barrow	3 x 3	ASTAC	\$77,748	\$62,198	\$4,469	\$11,080
Coffman Cove	1.5 x 1.5	BYTE	\$27,408	\$21,926	\$3,082	\$2,400
Cold Bay	1.5 x 1.5	GCI	\$56,400	\$45,120	\$10,680	\$600
Cordova	10 x 3	CVT	\$25,356	\$20,285	\$2,400	\$2,671
Craig	3 x 3	BYTE	\$39,408	\$31,526	\$6,922	\$960
Delta	5 x 5 (x 2 lines)	ACS	\$11,849	\$8,294	\$2,143	\$1,411
Dillingham	3 x 3	GCI	\$92,700	\$83,430	\$7,770	\$1,500
Eagle	2x1	GCI	\$54,000	\$48,600	\$4,800	\$600
Gustavus	1.5 x 1.5	BYTE	\$22,608	\$18,086	\$2,400	\$2,122
Haines	5 x 5	GCI	\$40,908	\$28,636	\$6,272	\$6,000
Hollis	1.5 x 1.5	GCI	\$20,400	\$16,320	\$3,480	\$600
Hyder	1.5 x 1.5	GCI	\$56,400	\$45,120	\$10,680	\$600
Lake Minchumina	512kb x 512kb	GCI	\$24,468	\$19,574	\$4,294	\$600
McGrath	1.5 x 1.5	GCI	\$56,400	\$45,120	\$10,680	\$600
Nome	1.5 x 1.5	TelAlaska	\$59,940	\$53,946	\$4,794	\$1,200
Ouzinkie	1.5 x 1.5	BYTE	\$27,408	\$19,186	\$7,622	\$600
Pelican	1.5 x 1.5	BYTE	\$27,408	\$24,667	\$2,141	\$600
Port Lions	1.5 x 1.5	GCI	\$56,400	\$45,120	\$10,680	\$600
Tenakee Springs	1.5 x 1.5	BYTE	\$23,808	\$19,046	\$4,162	\$600
Thorne Bay	1.5 x 1.5	GCI	\$17,700	\$14,160	\$2,940	\$600
Togiak	1.5 x 1.5	GCI	\$45,276	\$40,748	\$2,128	\$2,400
Tok	10 x 1	GCI	\$40,296	\$36,266	\$3,430	\$600
Unalaska	10x3	TelAlaska	\$159,497	\$95,698	\$27,099	\$36,699
Whale Pass	5 x 1.5	AkSat	\$26,580	\$21,264	\$4,716	\$600

FY2016 and FY2017 OWL Statistics

- In FY2016, OWL subsidized 44 libraries for a total of \$292,632. Total internet costs were \$1,433,695, with E-Rate paying \$1,096,017 and the libraries paying \$45,045.
- In FY2017, OWL subsidized 25 libraries for a total of \$153,044. Total internet costs were \$1,128,970, with E-Rate paying \$899,082 and the libraries paying \$76,844.
- In FY2016, 631 videoconferences were facilitated by University of Alaska (UA) Video Services staff.
- For FY2017, through January 2017, 412 videoconferences have been facilitated by UA Video Services. We expect to exceed the number of videoconferences delivered in FY2016.

Map of OWL Videoconference Locations



For community names see
http://library.alaska.gov/pdf/libdev/owl/AKOWL_libraryMap.pdf

Since this map was created, Chiniak, Koyuk, and Lake Minchumina have left the video conference network.

OWL Videoconference Network Library Sites			
Akiachak	Fairbanks	Kotzebue	Seward
Akiak	Galena	McGrath	Shageluk
Anaktuvak Pass	Girdwood	Metlakatla	Sitka
Anchor Point	Glennallen	Moose Pass	Skagway
Anchorage	Grayling	Naknek	Soldotna
Aniak	Gustavus	Nenana	South Naknek
Anvik	Haines	Nikolai	Sutton
Atkasuk	Healy	Ninilchik	Talkeetna
Barrow	Hollis	Nome	Tanana
Bethel	Holy Cross	North Pole	Tenakee Springs
Big Lake	Homer	Nusqsut	Thorne Bay
Chugiak	Hoonah	Ouzinkie	Togiak
Coffman Cove	Hyder	Palmer	Tok
Cold Bay	Igiugig	Pelican	Trapper Creek
Cooper Landing	Juneau	Petersburg	Tuluksak
Cordova	Juneau - State Library	Point Hope	Unalaska
Craig	Kaktovik	Point Lay	Valdez
Delta Junction	Kasilof	Port Lions	Wainwright
Dillingham	Kenai	Saint George	Wasilla
Douglas	Kenny Lake	Saint Paul	Whale Pass
Eagle	Ketchikan	Sand Point	Willow
Eagle River	Klukwan	Selawik	Wrangell
Egegik	Kodiak	Seldovia	

Alaska State Libraries, Archives and Museums

Live Homework Help

Statutes: n/a

Regulations: n/a

Contribution to Department's Mission:

Live Homework Help provides online tutoring services with accomplished, vetted, and monitored tutors for grades four through early college. These tutors assist Alaskan students to do well in courses, participate in statewide initiatives such as the Alaska Performance Scholarship Awards, meet goals, and prepare for post-secondary success.

Funding History:

- FY2014 Appropriation: \$138.2 UGF
- FY2015 Appropriation: \$138.2 UGF
- FY2016 Appropriation: \$138.2 DGF
- FY2017 Appropriation: \$138.2 DGF
- FY2018 Governor's Budget: \$138.2 DGF
(budget is 0.01% of the department's FY2018 operating budget request)

FY2018 Budgeted Positions:

- None

FY2018 Governor's Budget (changes from FY2017 Management Plan):

- No changes

Students Served:

Fiscal Year	# Students Served
2008	5,073
2009	8,384
2010	8,571
2011	12,018
2012	18,428
2013	18,868
2014	25,046
2015	31,376
2016	22,704

Live Homework Help

History

Live Homework Help (LHH) started in 2004 as a grant-funded pilot project to assist librarians, who are frequently asked for help by students with their assignments. This program has been funded in recent years with \$138,200 from the Alaska Legislature, with the remainder paid primarily through State Library grant funds.

What Live Homework Help Does and Who It Serves

Students access LHH via the SLED web page <http://lam.alaska.gov/sled/homework> from noon to 2 am daily. The student indicates the grade he is in and the subject in which homework was assigned. LHH links him with a human tutor with credentials in that subject. Tutors spend an average of 20 minutes per session helping each student. They use online chat to discuss the homework, the student can upload homework documents for the tutor to review, and they use a whiteboard to go over math and science formulas. The student fills out an evaluation form before leaving LHH.

Each tutoring session is charged at \$7.50, which is a good deal when compared to other services like LHH. The Legislature's \$138,200 pays for 18,427 sessions annually. State Library LSTA (Library Services and Technology Act) grant funds cover the remainder.

Our quandary: the basic problem with the per session cost structure of LHH is that, if we pay to advertise LHH with grant funds, then we end up paying even more money from grant funds as LHH usage climbs. LHH will not negotiate a flat annual subscription rate for unlimited usage.

FY2016 Statistics

Live Homework Help Usage by Subject - October 2016			
Subject	Total Sessions	Total Hours	Average Session Length Minutes
ACT Test Prep	2	0.7	20.9
Advanced Placement (AP) Test Prep	1	0.16	9.3
Computer Literacy	6	2.66	26.6
English	148	61.19	24.8
ESL and ELL Grades 8+	3	1.42	28.3
Job Help	5	1.19	14.3
Math	1,058	341.16	19.3
Reading Grades 8+	1	0.17	10
Science	681	287.35	25.3
Social Studies	49	19.25	23.6
Spanish	16	6.8	25.5
WriteTutor	163	68.43	25.2
WriteTutor Review	19	5.34	16.9
Totals	2,152	795.82	20.8

FY2016 Student Usage of LHH by Type of School Attended		
Type of School	Number of Students	Percentage
Public K-12 School	9,669	43.2%
Private K-12 School	151	0.7%
Homeschool	792	3.5%
Other	2,641	11.9%
UAA	7,467	33.4%
UAF	966	4.3%
UAS	685	3.0%

LHH Usage by Zip Code - October 2016								
Zip Code	City	Users	Zip Code	City	Users	Zip Code	City	Users
	Non-Alaska	92	99577	Eagle River	80	99701	Fairbanks	9
99501	Anchorage	94	99586	Gakona	1	99702	Eielson Afb	7
99502	Anchorage	138	99603	Homer	1	99705	North Pole	6
99503	Anchorage	27	99610	Kasilof	1	99706	Fairbanks	6
99504	Anchorage	159	99611	Kenai	46	99708	Fairbanks	5
99505	Fort Richardson	1	99615	Kodiak	65	99709	Fairbanks	29
99506	Elmendorf Afb	3	99621	Kwethluk	8	99714	Salcha	1
99507	Anchorage	196	99631	Moose Pass	2	99743	Healy	8
99508	Anchorage	266	99635	Nikiski	2	99751	Kobuk	3
99511	Anchorage	13	99645	Palmer	53	99765	Nulato	1
99513	Anchorage	1	99652	Big Lake	5	99775	Fairbanks	39
99515	Anchorage	43	99653	Port Alsworth	1	99791	Atkasuk	1
99516	Anchorage	127	99654	Wasilla	123	99801	Juneau	72
99517	Anchorage	96	99664	Seward	49	99803	Juneau	9
99518	Anchorage	51	99669	Soldotna	109	99825	Elfin Cove	1
99556	Anchor Point	1	99686	Valdez	15	99835	Sitka	24
99557	Aniak	1	99687	Wasilla	10	99901	Ketchikan	1
99574	Cordova	23	99688	Willow	1	99921	Craig	5
Grand Total								2,131

Father Andrew P. Kashevaroff (APK) Building

History

Construction began when dignitaries broke ground in January 2013. APK opened to the public on June 6, 2016, the 116th anniversary of the creation of the Historical Library and Museum.



What APK Does

- Houses irreplaceable collections in an extremely secure and atmosphere controlled repository;
- Provides for public access to collections in warm and inviting spaces;
- Students, researchers and tourists receive more convenient one-stop service at APK, as opposed to visiting separate locations of the State Library, Museum and Archives;
- Makes atrium, classroom and lecture hall available for free public programs and private rentals;
- Provides an OWL videoconference room to staff, agencies and public for statewide meetings;
- Provides display cases on mezzanine level for public;
- Houses two concessions, café and gift store, to serve visitors;
- Houses a museum conservation laboratory and a paper laboratory (the only such laboratory in Alaska) to stabilize and conserve museum materials of all types; and
- Has a wired connection to KTOO so programs in lecture hall can be filmed and broadcast on a statewide basis.

Financial Benefits Accrued through Consolidation and New Services

- Saved **\$155,000** annually by contracting talking book services to Utah State Library and closing Anchorage office of the State Library;
- Saved **\$226,800** annual rent by closing Anchorage office and moving Library Development to APK;
- Saved **\$551,892** in annual rent (FY2016 amount) by vacating State Office Building 7th and 8th floors;
- Saved **\$183,245** by vacating off-site storage for Archives and moving materials to APK;
- Will save **\$60,000** more when museum vault expansion is complete in fall 2017 and we vacate museum off-site storage in FY2018;
- Expects to earn **\$16,968** in annual lease income from APK Café;
- Expects to earn **\$15,000** in projected lease income from APK gift store;
- On target to earn **\$29,564** in rental fees for classroom, lecture hall and atrium; and
- On target to earn **\$168,435** in museum admission fees and annual passes (increase over FY2014).

Total \$1,406,904 in savings and revenues

FY2017 (July – December) Statistics

- 2,770 Alaskans attended 18 rental events
- 4,610 Alaskans attended 29 free public programs

Department of Education & Early Development
FY2016 Grants to Public Libraries by Town
Appendix A

Library	Grant Type and Name	Award
Anchor Point	Public Library Assistance	\$6,650
Anchorage	CE grants for five people	\$6,625
	Public Library Assistance	\$33,250
	ILC 800# ILL	\$44,739
	Netlender	\$9,048
	ILC Ready to Read Resource	\$79,445
Anderson	Public Library Assistance	\$6,650
Aniak	Public Library Assistance	\$6,650
Anvik	Public Library Assistance	\$6,650
Barrow	CE grants for seven people	\$7,000
	ILC Inupiaq Edge Part 2	\$7,734
	Public Library Assistance	\$53,200
Bethel	Public Library Assistance	\$6,650
Big Lake	CE grants for two people	\$3,476
	Public Library Assistance	\$6,650
Cantwell	Public Library Assistance	\$6,650
Chiniak	Public Library Assistance	\$6,650
Coffman Cove	CE grants for two people	\$2,378
	Public Library Assistance	\$6,650
Cold Bay	Public Library Assistance	\$6,650
Cooper	CE grant for one person	\$1,000
Cooper Landing	Public Library Assistance	\$6,650
Cordova	CE grant for one person	\$990
	Public Library Assistance	\$6,650
Craig	CE grants for two people	\$1,813
	Public Library Assistance	\$6,650
Delta Junction	Public Library Assistance	\$6,650
Dillingham	CE grant for one person	\$2,000
	Public Library Assistance	\$6,650
Eagle	Public Library Assistance	\$6,650
Egegik	Public Library Assistance	\$6,650
Fairbanks	CE grants for five people	\$7,556
	Public Library Assistance	\$19,950
Galena	Public Library Assistance	\$6,650
Glennallen	Public Library Assistance	\$6,650
Grayling	Public Library Assistance	\$6,650
Gustavus	CE grants for two people	\$2,000
	Public Library Assistance	\$6,650
Haines	CE grants for three people	\$3,960
	Public Library Assistance	\$6,650
Healy	Public Library Assistance	\$6,650
Hollis	Public Library Assistance	\$6,650
Holy Cross	Public Library Assistance	\$6,650
Homer	CE grant for one person	\$1,500
	Public Library Assistance	\$6,650
	ILC Jamieson Author Visit	\$4,000
Hope	Public Library Assistance	\$6,650
Hyder	Public Library Assistance	\$6,650
Igiugig	Public Library Assistance	\$6,650
Juneau	ILC Alaska Mail Services	\$171,676
	CE grants for six people	\$6,000
	Public Library Assistance	\$19,950
Kake	CE grant for one person	\$362
	Public Library Assistance	\$6,650
Kasilof	Public Library Assistance	\$6,650
Kenai	CE grants for two people	\$2,238
	Public Library Assistance	\$6,650
Kenny Lake	Public Library Assistance	\$6,650
Ketchikan	CE grants for two people	\$3,000
	Public Library Assistance	\$6,650
Klukwan	CE grants for two people	\$2,500
	Public Library Assistance	\$6,650

Library	Grant Type and Name	Award
Kodiak	Public Library Assistance	\$6,650
Kotzebue	CE grant for one person	\$486
	Public Library Assistance	\$13,300
Lake Minchumina	CE grant for one person	\$743
	Public Library Assistance	\$6,650
McGrath	Public Library Assistance	\$6,650
Metlakatla	Public Library Assistance	\$6,650
Moose Pass	Public Library Assistance	\$6,650
Naknek	CE grant for one person	\$1,500
	Public Library Assistance	\$13,300
Nenana	Public Library Assistance	\$6,650
Nikolai	Public Library Assistance	\$6,650
Ninilchik	Public Library Assistance	\$6,650
Nome	CE grants for two people	\$2,500
	Public Library Assistance	\$6,650
	ILC Rare Book Collection	\$2,410
Ouzinkie	Public Library Assistance	\$6,650
Palmer	CE grants for two people	\$3,000
	Public Library Assistance	\$6,650
Pedro Bay	Public Library Assistance	\$6,650
Pelican	Public Library Assistance	\$6,650
Petersburg	CE grant for one person	\$1,500
	ILC Youth STEAM Project	\$4,000
	Public Library Assistance	\$6,650
Port Lions	Public Library Assistance	\$6,650
Saint George	Public Library Assistance	\$6,650
Saint Paul	Public Library Assistance	\$6,650
Seldovia	CE grant for one person	\$997
	Public Library Assistance	\$6,650
Seward	CE grants for two people	\$2,500
	Public Library Assistance	\$6,650
Shageluk	Public Library Assistance	\$6,650
Sitka	Public Library Assistance	\$6,650
Skagway	Public Library Assistance	\$6,650
Soldotna	CE grants for two people	\$3,000
	Public Library Assistance	\$6,650
Sutton	Public Library Assistance	\$6,650
Talkeetna	ILC One Button Studio	\$9,882
	Public Library Assistance	\$6,650
Tenakee Springs	CE grant for one person	\$1,000
	Public Library Assistance	\$6,650
Thorne Bay	CE grants for two people	\$1,785
	Public Library Assistance	\$6,650
Togiak	Public Library Assistance	\$6,650
Tok	Public Library Assistance	\$6,650
Trapper Creek	CE grant for one person	\$1,846
	Public Library Assistance	\$6,650
Unalakleet	Public Library Assistance	\$6,650
Unalaska	CE grants for two people	\$2,500
	Public Library Assistance	\$6,650
Valdez	CE grant for one person	\$1,500
	Public Library Assistance	\$6,650
Wasilla	CE grants for two people	\$2,123
	Public Library Assistance	\$6,650
Whale Pass	Public Library Assistance	\$6,650
Willow	Public Library Assistance	\$6,650
Wrangell	CE grant for one person	\$1,000
	Public Library Assistance	\$6,650
	Grand Total	\$1,047,062

CE = Continuing Education Grant

ILC = Inter-Library Cooperation Assistance Grant

Department of Education & Early Development
FY2016 Grants to Other Libraries and Organizations
Appendix B

Library or Organization	Grant Project	Award
AkASL	AK Spirit of Reading	\$7,556
	Professional Develop. Grants	\$24,462
	Battle of the Books	\$6,800
AK Lib. Assoc.	AkLA Conference	\$10,000
	PNLA Leads	\$7,446
	Prof. Education/Scholarships	\$4,000
	Public Library Directors' Training	\$28,079
	School Public Combined Library	\$25,412
AK Library Net.	AK Dig. Lib Collection Enhance.	\$3,925
	AK's Digital Archives	\$23,171
	Databases & Services SLED	\$113,456
	Early Literacy Mini Grant	\$33,000
	Infopeople Instructor	\$7,500
	Lead the Change Tour	\$10,018
	Library Interns	\$20,000
	School Library Connection Reviews	\$5,410
	Alaska Reads Blonde Indian	\$6,635
Alaska State Lib.	AK Coop. Summer Reading	\$15,647
	LSTA Administrative Fee 4%	\$38,115
	School Library Consultant Contract	\$50,000
UAA	ALN Operations	\$56,707
Utah State Library	Talking Book Services Contract	\$152,298
	Grand Total	\$649,637

Department of Education & Early Development
FY2015 – FY2017 School BAG Statistics
Appendix C

School Districts	FY2015 Awards	FY2015 Percentage Awarded	FY2016 Awards	FY2016 Percentage Awarded	FY2017 Awards	FY2017 Percentage Awarded
Alaska Gateway	\$236,548	79%	\$236,548	100%	\$80,060	100%
Aleutian Region	\$217,908	79%	\$28,919	100%	\$28,919	100%
Aleutians East	\$164,383	79%	\$134,736	100%	\$99,996	100%
Bering Strait	\$553,483	79%	\$18,794	100%	\$23,297	100%
Bristol Bay	\$85,503	79%	\$51,869	100%	\$2,508	100%
Chatham	\$73,073	79%	\$68,804	100%	\$69,516	100%
Chugach	\$292,458	79%	\$30,303	100%	\$79,821	100%
Dillingham	\$149,903	79%	\$34,858	100%	\$17,564	100%
Fairbanks	\$178	79%	NA	NA	NA	NA
Hoonah City	\$18,414	79%	\$13,126	100%	\$21,863	100%
Iditarod	\$209,841	79%	\$81,332	100%	\$35,477	100%
Kashunamiut	\$33,233	79%	NA	NA	NA	NA
Kenai Peninsula	\$21,687	79%	\$23,950	100%	\$24,521	100%
Kodiak Island	NA	NA	\$16,308	100%	\$16,933	100%
Kuspuk	\$151,921	79%	\$409,170	100%	\$408,810	100%
Lake and Peninsula	\$358,992	79%	\$248,268	100%	\$94,608	100%
Lower Kuskokwim	NA	NA	\$710,468	100%	\$417,646	100%
Nome	NA	NA	\$302,533	100%	\$202,498	100%
North Slope	\$255,520	79%	\$151,093	100%	\$151,093	100%
Northwest Arctic	\$480,015	79%	\$58,130	100%	\$58,130	100%
Pelican	\$40,155	79%	NA	NA	\$6,168	100%
Pribilof	\$19,991	79%	\$53,265	100%	\$53,265	100%
Saint Mary's	\$66,090	79%	\$16,091	100%	\$16,091	100%
Southeast Island	\$392,114	79%	\$249,310	100%	\$11,441	100%
Southwest Region	\$564,632	79%	\$171,262	100%	\$163,546	100%
Tanana City	\$79,224	79%	\$48,060	100%	\$48,060	100%
Unalaska	\$46,329	79%	\$75,400	100%	\$50,927	100%
Yakutat	\$24,719	79%	\$7,500	100%	\$8,146	100%
Yukon Flats	\$183,967	79%	\$55,800	100%	\$5,520	100%
Yukon-Koyukuk	\$127,392	79%	\$224,940	100%	\$243,000	100%
Yup'it	\$102,327	79%	\$65,333	100%	\$31,042	100%
Grand Total	\$4,950,000		\$3,586,170		\$2,470,466	

Department of Education & Early Development
FY2017 School BAG Awards by School
Appendix D

School	Internet Service Provider	Annual Cost for Internet	E-Rate Discount	E-Rate Portion	School BAG Portion	School Portion
Dot Lake	GCI	\$241,800	90%	\$217,620	\$23,155	\$1,025
Eagle	GCI	\$241,800	90%	\$217,620	\$18,585	\$5,595
Mentasta	GCI	\$151,236	90%	\$136,112	\$12,768	\$2,356
Walter Northway	GCI	\$128,460	90%	\$115,614	\$10,481	\$2,365
Tanacross	GCI	\$84,444	90%	\$76,000	\$7,103	\$1,341
Tetlin	GCI	\$103,944	90%	\$93,550	\$7,969	\$2,426
Alaska Gateway Total		\$951,684		\$856,516	\$80,061	\$15,108
Adak	GCI	\$192,120	90%	\$172,908	\$13,724	\$5,488
Atka	GCI	\$192,120	90%	\$172,908	\$15,194	\$4,018
Aleutian Region Total		\$384,240		\$345,816	\$28,918	\$9,506
False Pass	DRS	\$229,800	80%	\$183,840	\$34,740	\$11,220
Akutan	DRS	\$229,800	80%	\$183,840	\$31,578	\$14,382
King Cove	DRS	\$229,800	80%	\$183,840	\$19,338	\$26,622
Sand Point	DRS	\$229,800	80%	\$183,840	\$14,340	\$31,620
Aleutians East Total		\$919,200		\$735,360	\$99,996	\$83,844
Shaktoolik	GCI	\$458,088	90%	\$412,279	\$23,297	\$27,014
Bering Strait Total		\$458,088		\$412,279	\$23,297	\$27,014
Naknek Elementary	GCI	\$493,608	90%	\$444,247	\$2,508	\$46,853
Bristol Bay Total		\$493,608		\$444,247	\$2,508	\$46,853
Gustavus	GCI	\$152,388	80%	\$121,910	\$24,687	\$5,791
Klukwan	GCI	\$74,316	80%	\$59,453	\$12,039	\$2,824
Tenakee Springs	GCI	\$202,404	80%	\$161,923	\$32,789	\$7,691
Chatham Total		\$429,108		\$343,286	\$69,515	\$16,306
Chenega Bay	GCI	\$234,000	80%	\$187,200	\$40,701	\$6,099
Tatitlek	GCI	\$133,680	80%	\$106,944	\$16,756	\$9,980
Whittier	GCI	\$127,500	80%	\$102,000	\$22,364	\$3,136
Chugach Total		\$495,180		\$396,144	\$79,821	\$19,215
Dillingham Elementary	GCI	\$515,658	90%	\$464,092	\$17,564	\$34,002
Dillingham Total		\$515,658		\$464,092	\$17,564	\$34,002
Hoonah Elementary	GCI	\$128,916	80%	\$103,133	\$21,863	\$3,920
Hoonah Total		\$128,916		\$103,133	\$21,863	\$3,920
Blackwell	DRS	\$110,844	80%	\$88,675	\$5,117	\$17,052
David Louis Memorial	DRS	\$110,844	80%	\$88,675	\$0	\$22,196
Holy Cross	DRS	\$110,844	80%	\$88,675	\$0	\$29,340
Innoko River	DRS	\$110,844	80%	\$88,675	\$0	\$29,460
McGrath	DRS	\$110,844	80%	\$88,675	\$5,114	\$17,054
Takotna	DRS	\$110,844	80%	\$88,675	\$0	\$22,196
Top of the Kuskowim	DRS	\$110,844	80%	\$88,675	\$5,117	\$17,052
DLC	DRS	\$110,844	80%	\$88,675	\$20,129	\$2,040
Iditarod Total		\$886,752		\$709,400	\$35,477	\$156,390
Hope	ACS	\$34,368	70%	\$24,058	\$6,033	\$4,278
Susan B. English	ACS	\$10,224	70%	\$7,157	\$180	\$2,888
Tebughna	AT&T Alascom	\$89,467	70%	\$62,627	\$18,137	\$8,704
Marathon	ACS	\$3,600	70%	\$2,520	\$173	\$907
Kenai Total		\$137,659		\$96,362	\$24,523	\$16,777
Danger Bay	GCI	\$179,640	80%	\$143,712	\$16,933	\$35,928
Kodiak Total		\$179,640		\$143,712	\$16,933	\$35,928
Aniak Jr. Sr. High	DRS	\$666,000	90%	\$599,400	\$59,850	\$6,750
Auntie Mary Nicoli	DRS	\$666,000	90%	\$599,400	\$62,100	\$4,500
Crow Village Sam	DRS	\$666,000	90%	\$599,400	\$58,440	\$8,160
George Morgan Sr. High	DRS	\$666,000	90%	\$599,400	\$59,451	\$7,149
Gusty Michael	DRS	\$226,800	90%	\$204,120	\$16,260	\$6,420
Jack Egnaty Sr.	DRS	\$226,800	90%	\$204,120	\$14,520	\$8,160

School	Internet Service Provider	Annual Cost for Internet	E-Rate Discount	E-Rate Portion	School BAG Portion	School Portion
Johnnie John Sr.	DRS	\$226,800	90%	\$204,120	\$14,520	\$8,160
Joseph & Olinga Gregory	DRS	\$666,000	90%	\$599,400	\$61,834	\$4,766
Zackar Levi Elementary	DRS	\$666,000	90%	\$599,400	\$61,834	\$4,766
Kuspuk Total		\$4,676,400		\$4,208,760	\$408,809	\$58,831
Chignik Bay	DRS	\$162,000	90%	\$145,800	\$7,884	\$8,316
Chignik Lagoon	DRS	\$162,000	90%	\$145,800	\$7,884	\$8,316
Chignik Lake	DRS	\$162,000	90%	\$145,800	\$7,884	\$8,316
Iguigig	DRS	\$162,000	90%	\$145,800	\$7,884	\$8,316
Kokhanok	DRS	\$162,000	90%	\$145,800	\$7,884	\$8,316
Levelock	DRS	\$162,000	90%	\$145,800	\$7,884	\$8,316
Newhalen	DRS	\$162,000	90%	\$145,800	\$7,884	\$8,316
Nondalton	DRS	\$162,000	90%	\$145,800	\$7,884	\$8,316
Perryville	DRS	\$162,000	90%	\$145,800	\$7,884	\$8,316
Pilot Point	DRS	\$162,000	90%	\$145,800	\$7,884	\$8,316
Port Alsworth	DRS	\$162,000	90%	\$145,800	\$7,884	\$8,316
Port Heiden	DRS	\$162,000	90%	\$145,800	\$7,884	\$8,316
Lake and Peninsula Total		\$1,944,000		\$1,749,600	\$94,608	\$99,792
Akiuk Memorial	GCI	\$441,960	90%	\$397,764	\$15,430	\$28,766
Akula Elitnaurvik	GCI	\$441,960	90%	\$397,764	\$15,430	\$28,766
Anna Tobeluk Memorial	GCI	\$441,960	90%	\$397,764	\$15,430	\$28,766
Arviq	GCI	\$441,960	90%	\$397,764	\$15,430	\$28,766
Ayagina'ar Elitnaurvik	GCI	\$441,960	90%	\$397,764	\$15,430	\$28,766
Ayaprun Elitnaurvik	GCI	\$441,960	90%	\$397,764	\$8,238	\$35,958
Ayaprun	GCI	\$441,960	90%	\$397,764	\$15,430	\$28,766
Bethel Regional High	GCI	\$441,960	90%	\$397,764	\$15,430	\$28,766
Bethel Youth Facility	GCI	\$441,960	90%	\$397,764	\$15,430	\$28,766
Chaputnugak	GCI	\$441,960	90%	\$397,764	\$15,430	\$28,766
Chief Paul Memorial	GCI	\$441,960	90%	\$397,764	\$15,430	\$28,766
Eek	GCI	\$441,960	90%	\$397,764	\$15,430	\$28,766
Gladys Jung Elementary	GCI	\$441,960	90%	\$397,764	\$8,238	\$35,958
Joann A. Alexie Memorial	GCI	\$441,960	90%	\$397,764	\$15,430	\$28,766
Ket'acik/Aapalluk Memorial	GCI	\$441,960	90%	\$397,764	\$15,430	\$28,766
Kuinerrarmiut Elitnaurviat	GCI	\$441,960	90%	\$397,764	\$15,430	\$28,766
Kuskokwim Learning Academy	GCI	\$441,960	90%	\$397,764	\$15,430	\$28,766
Kwigillingok	GCI	\$441,960	90%	\$397,764	\$15,430	\$28,766
Lewis Angapak Memorial	GCI	\$441,960	90%	\$397,764	\$15,430	\$28,766
Mikelnguut Elitnaurviat	GCI	\$441,960	90%	\$397,764	\$15,430	\$28,766
Negtemiut Elitnarviat	GCI	\$441,960	90%	\$397,764	\$15,430	\$28,766
Nelson Island Area	GCI	\$441,960	90%	\$397,764	\$15,430	\$28,766
Nuniwarmiut	GCI	\$441,960	90%	\$397,764	\$15,430	\$28,766
Paul T. Albert Memorial	GCI	\$441,960	90%	\$397,764	\$15,430	\$28,766
Qugcuun Memorial	GCI	\$441,960	90%	\$397,764	\$15,430	\$28,766
Rocky Mountain	GCI	\$441,960	90%	\$397,764	\$15,430	\$28,766
William Miller Memorial	GCI	\$441,960	90%	\$397,764	\$15,430	\$28,766
Z. John Williams Memorial	GCI	\$441,960	90%	\$397,764	\$15,430	\$28,766
Lower Kuskokwim Total		\$12,374,880		\$11,137,392	\$417,656	\$819,832
Nome Elementary	GCI	\$697,020	90%	\$627,318	\$48,890	\$20,812
Nome-Beltz Jr/Sr High	GCI	\$697,020	90%	\$627,318	\$48,890	\$20,812
Anvil City Science Academy	GCI	\$697,020	90%	\$627,318	\$52,359	\$17,343
Nome Youth Facility	GCI	\$697,020	90%	\$627,318	\$52,359	\$17,343
Nome Total		\$2,788,080		\$2,509,272	\$202,498	\$76,310
Alak	GCI	\$252,336	80%	\$201,869	\$3,605	\$46,862
Barrow High	GCI	\$294,000	80%	\$235,200	\$13,892	\$44,908
Hopson Middle	GCI	\$294,000	80%	\$235,200	\$13,892	\$44,908
Ipalook Elem	GCI	\$294,000	80%	\$235,200	\$13,892	\$44,908
Kali	GCI	\$252,336	80%	\$201,869	\$17,664	\$32,804
Kaveolook	GCI	\$252,336	80%	\$201,869	\$17,664	\$32,804

School	Internet Service Provider	Annual Cost for Internet	E-Rate Discount	E-Rate Portion	School BAG Portion	School Portion
Kiita Learning	GCI	\$294,000	80%	\$235,200	\$13,892	\$44,908
Meade River	GCI	\$252,336	80%	\$201,869	\$17,664	\$32,804
Nuiqsut Trapper	GCI	\$252,336	80%	\$201,869	\$17,664	\$32,804
Nunamiut	GCI	\$252,336	80%	\$201,869	\$17,664	\$32,804
Tikigaq	GCI	\$252,336	80%	\$201,869	\$3,605	\$46,862
North Slope Total		\$2,942,352		\$2,353,883	\$151,098	\$437,376
3 Kotzebue Schools	GCI	\$858,000	90%	\$772,200	\$58,130	\$27,670
Northwest Arctic Total		\$858,000		\$772,200	\$58,130	\$27,670
Pelican	AT&T Alascom	\$79,356	90%	\$71,421	\$6,168	\$1,768
Pelican Total		\$79,356		\$71,421	\$6,168	\$1,768
St. George Island	TelAlaska	\$189,000	80%	\$151,200	\$26,633	\$11,167
St. Paul Island	TelAlaska	\$189,000	80%	\$151,200	\$26,633	\$11,167
Pribilof Total		\$378,000		\$302,400	\$53,266	\$22,334
St. Mary's s	GCI	\$456,312	90%	\$410,681	\$16,091	\$29,540
St. Mary's Total		\$456,312		\$410,681	\$16,091	\$29,540
Naukati	GCI	\$115,200	80%	\$92,160	\$2,304	\$20,736
Kasaan	GCI	\$31,164	80%	\$24,931	\$623	\$5,610
Port Alexander	GCI	\$86,400	80%	\$69,120	\$1,728	\$15,552
Port Protection	GCI	\$86,400	80%	\$69,120	\$1,728	\$15,552
Howard Valentine	GCI	\$46,776	80%	\$37,421	\$936	\$8,420
Whale Pass	GCI	\$86,400	80%	\$69,120	\$1,728	\$15,552
Hollis	GCI	\$33,300	80%	\$26,640	\$666	\$5,994
Hyder	GCI	\$86,400	80%	\$69,120	\$1,728	\$15,552
Southeast Island Total		\$572,040		\$457,632	\$11,441	\$102,968
William "Sonny" Nelson	GCI	\$310,944	90%	\$279,850	\$22,045	\$9,049
Koliganek	GCI	\$483,960	90%	\$435,564	\$28,284	\$20,112
"Chief" Ivan Blunka	GCI	\$599,304	90%	\$539,374	\$39,818	\$20,112
Togiak	GCI	\$599,304	90%	\$539,374	\$39,818	\$20,112
Twin Hills	GCI	\$426,288	90%	\$383,659	\$33,580	\$9,049
Southwest Region Total		\$2,419,800		\$2,177,821	\$163,545	\$78,434
Tanana City	GCI	\$452,088	80%	\$361,670	\$48,060	\$42,358
Tanana Total		\$452,088		\$361,670	\$48,060	\$42,358
Unalaska City	TelAlaska	\$324,485	50%	\$162,242	\$115,274	\$46,968
Unalaska Total		\$324,485		\$162,242	\$115,274	\$46,968
Yakutat	GCI	\$250,200	90%	\$225,180	\$8,146	\$16,874
Yakutat Total		\$250,200		\$225,180	\$8,146	\$16,874
John Fredson	DRS	\$159,840	90%	\$143,856	\$1,104	\$14,880
Circle	DRS	\$159,840	90%	\$143,856	\$1,104	\$14,880
Cruikshank	DRS	\$159,840	90%	\$143,856	\$1,104	\$14,880
Tsuk Taih	DRS	\$159,840	90%	\$143,856	\$1,104	\$14,880
Arctic Village	DRS	\$159,840	90%	\$143,856	\$1,104	\$14,880
Yukon Flats Total		\$799,200		\$719,280	\$5,520	\$74,400
Rampart	DRS	\$159,840	90%	\$143,856	\$3,294	\$12,690
Ella B Verneti	DRS	\$207,000	80%	\$165,600	\$28,710	\$12,690
Gladys Dart	DRS	\$207,000	80%	\$165,600	\$28,710	\$12,690
Jimmy Huntington	DRS	\$207,000	80%	\$165,600	\$25,200	\$16,200
Johnny Oldman	DRS	\$207,000	80%	\$165,600	\$28,710	\$12,690
Kaltag	DRS	\$207,000	80%	\$165,600	\$26,388	\$15,012
Merriline A Kangas	DRS	\$207,000	80%	\$165,600	\$26,388	\$15,012
Minto	DRS	\$207,000	80%	\$165,600	\$25,200	\$16,200
Yukon Koyukuk Total		\$1,608,840		\$1,303,056	\$192,600	\$113,184
Akiachak	GCI	\$460,548	90%	\$414,493	\$8,015	\$38,040
Tuluksak	GCI	\$460,548	90%	\$414,493	\$23,027	\$23,028
Yupit Total		\$921,096		\$828,986	\$31,042	\$61,068
Grand Total		\$39,824,862		\$34,801,823	\$2,484,428	\$2,574,570