

# **Alaska Department of Fish & Game House Finance Subcommittee Overview**



**Division of Wildlife Conservation  
February 7, 2017**





# Wildlife Conservation

## Mission

To conserve and enhance Alaska's wildlife and habitats and provide for a wide range of public uses and benefits.





# Wildlife Conservation

## Core Services

- Wildlife Management
- Wildlife Research
- Maintain and enhance opportunities for Alaskans to gain knowledge of and appreciation for Alaska's wildlife, management, and ways to safely and ethically interact with wildlife





# Components and Services

## Wildlife Conservation

- 5 Regions
  - Wildlife Population Management & Research – Game Species
  - Regulatory Process
  - Harvest Information
  - Public & Hunter Information – 22 offices
- Access Defense/Assert & Protect State's Rights
- Special Areas – Creamers Field, McNeil River, Palmer Hay Flats, Pack Creek
- Hunter Information & Training

## Wildlife Conservation Special Projects

- Marine Mammal Research – Stellar sea lions, Ice Seals, Walrus, Bowhead Whale
- Threatened, Endangered, and Diversity Research – on species of concern to prevent unnecessary listings

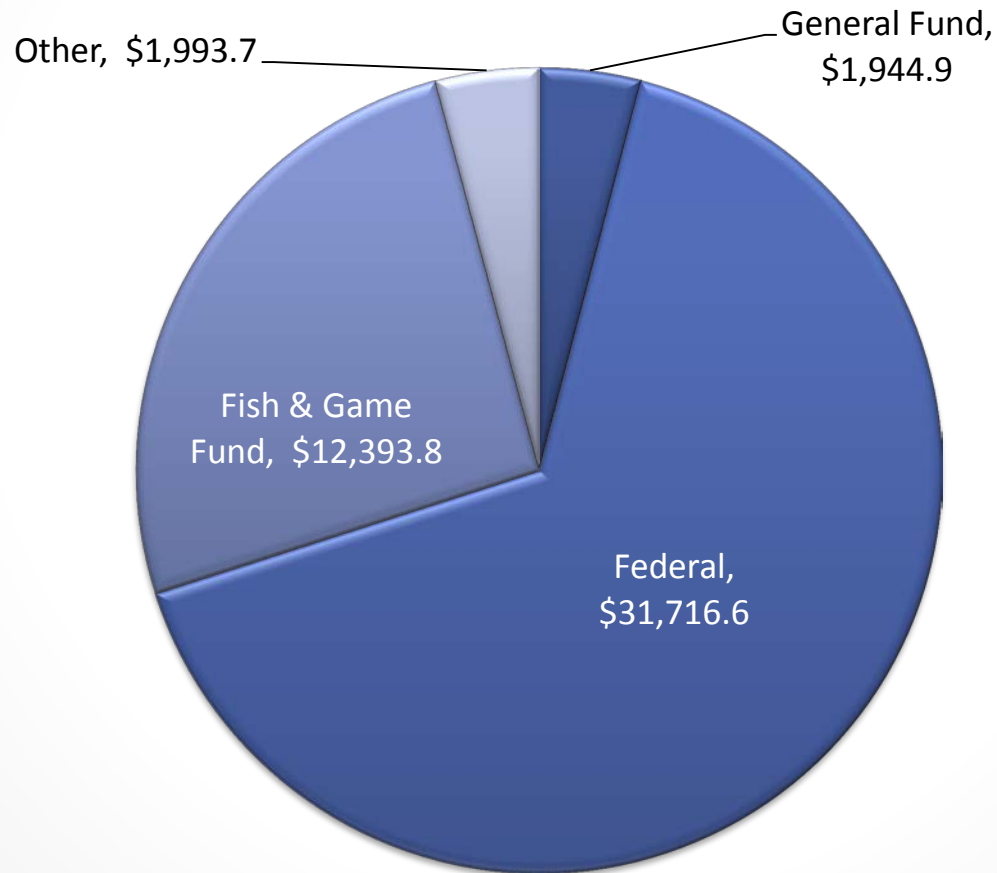
## Public Shooting Ranges

- Rabbit Creek Shooting Park, Fairbanks Indoor Range, Juneau Indoor Range



# FY2018 by Fund Source

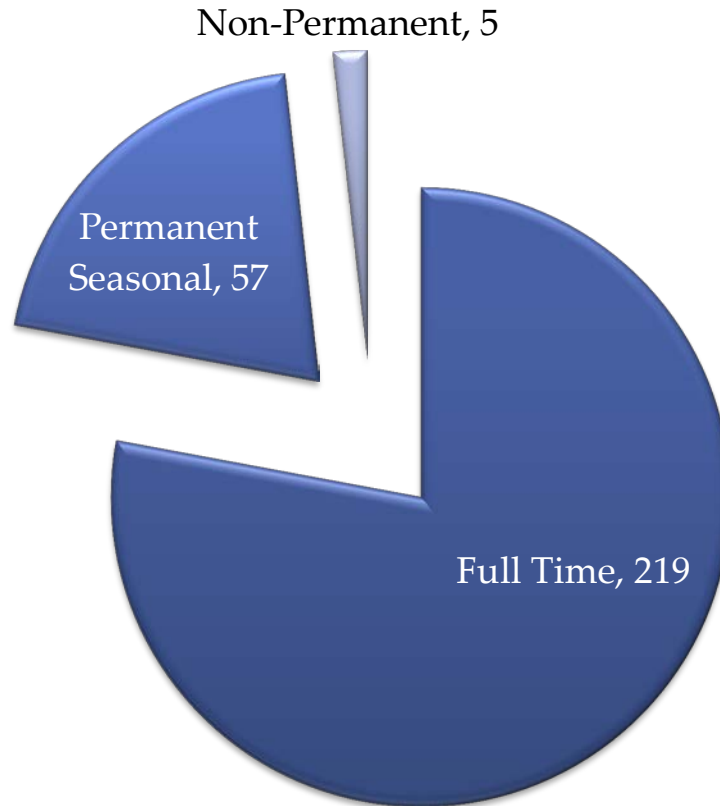
## Wildlife Conservation - \$48,049.0





# FY2018 Positions

## Wildlife Conservation - 281





# FY2018 Operating Budget

## Division of Wildlife Conservation

### Division of Wildlife Conservation Operating Budget by Component FY2017 Management Plan to FY2018 Governor Comparison

	FY2017 Management Plan					FY2018 Governor					Changes From FY2017 Management Plan
RDU	UGF	DGF	Other	Federal	Total	UGF	DGF	Other	Federal	Total	
Wildlife Conservation	3,373.7	-	8,390.6	21,456.8	33,221.1	1,239.9	-	10,591.0	21,441.8	33,272.7	51.6
Wildlife Conservation Special Projects	1,252.0	-	2,481.9	10,250.7	13,984.6	705.0	-	2,882.6	10,274.8	13,862.4	(122.2)
Hunter Education Public Shooting Ranges	-	-	908.8	-	908.8	-	-	913.9	-	913.9	5.1
<b>Totals</b>	<b>4,625.7</b>	<b>-</b>	<b>11,781.3</b>	<b>31,707.5</b>	<b>48,114.5</b>	<b>1,944.9</b>	<b>-</b>	<b>14,387.5</b>	<b>31,716.6</b>	<b>48,049.0</b>	<b>(65.5)</b>

Percent Change for FY2017 Adjusted Base to FY2018 Governor Endorced Request (GF Only)

-58%

#### Key Changes from FY2017Mgmt Plan to FY2017 Gov Endorced

	UGF	DGF	Other	Federal	Total
FY2017 Increase - Health Insurance Premiums	9.0	0.0	21.6	60.8	91.4
FY2017 Reduction - SU 15hr Furlough Contract Terms	(2.5)	0.0	(6.9)	(16.4)	(25.8)
FY2018 UGF Reduction - Fund Source Changes, UGF to Fish & Game Fund	(2,700.0)	0.0	2,700.0	0.0	0.0
FY2018 Reduction - Travel	0.0	0.0	0.0	(150.0)	(150.0)
FY2018 Reduction - Eliminate a Reimbursable Service Agreement	0.0	0.0	(159.0)	0.0	(159.0)
FY2018 Increase - Health Insurance Premiums	12.7	0.0	50.5	114.7	177.9
	(2680.8)	0.0	2606.2	9.1	(65.5)





# Key Changes in Operating Budget for FY2018

## Fund Source Changes

- Reduced General Funds, \$2.7M
  - General Funds were removed from all projects eligible to be funded with Fish and Game Fund.
  - Any further General Fund reductions will impact programs not eligible for Fish and Game Fund. These programs include Special Areas, ESA Response, and Threatened, Endangered, and Diversity Species.





# **FY2018 General Fund**

## **Wildlife Conservation - \$1,944.9**

- State Wildlife Grant (SWG) match - \$700.0
- Core service activities not eligible for Federal or Fish & Game Fund - \$545.0
- Endangered Species Act response activities - \$300.5
- McNeil River, Pack Creek, and Federal/ Fish & Game Fund ineligible activities at Creamer's Field and other refuges - \$314.5
- Match Federal funding for Wildlife Education activities not eligible for Fish & Game Fund - \$34.9
- Western Arctic Caribou Herd subsistence surveys and working group - \$50.0

**Department of Fish & Game**  
**Allocations within the Wildlife Conservation Appropriation**  
 (GF Only)  
 (\$ Thousands)

The **Wildlife Conservation** GF budget decreased by \$1.7 million between FY08 and the FY18 Governor's Request -- a decrease of 47%.

**Wildlife Conservation**  
 FY09 -- \$1,068.0 UGF to Sustain Game Management  
 --\$373.0 UGF to increase Endangered Species Act Response capabilities

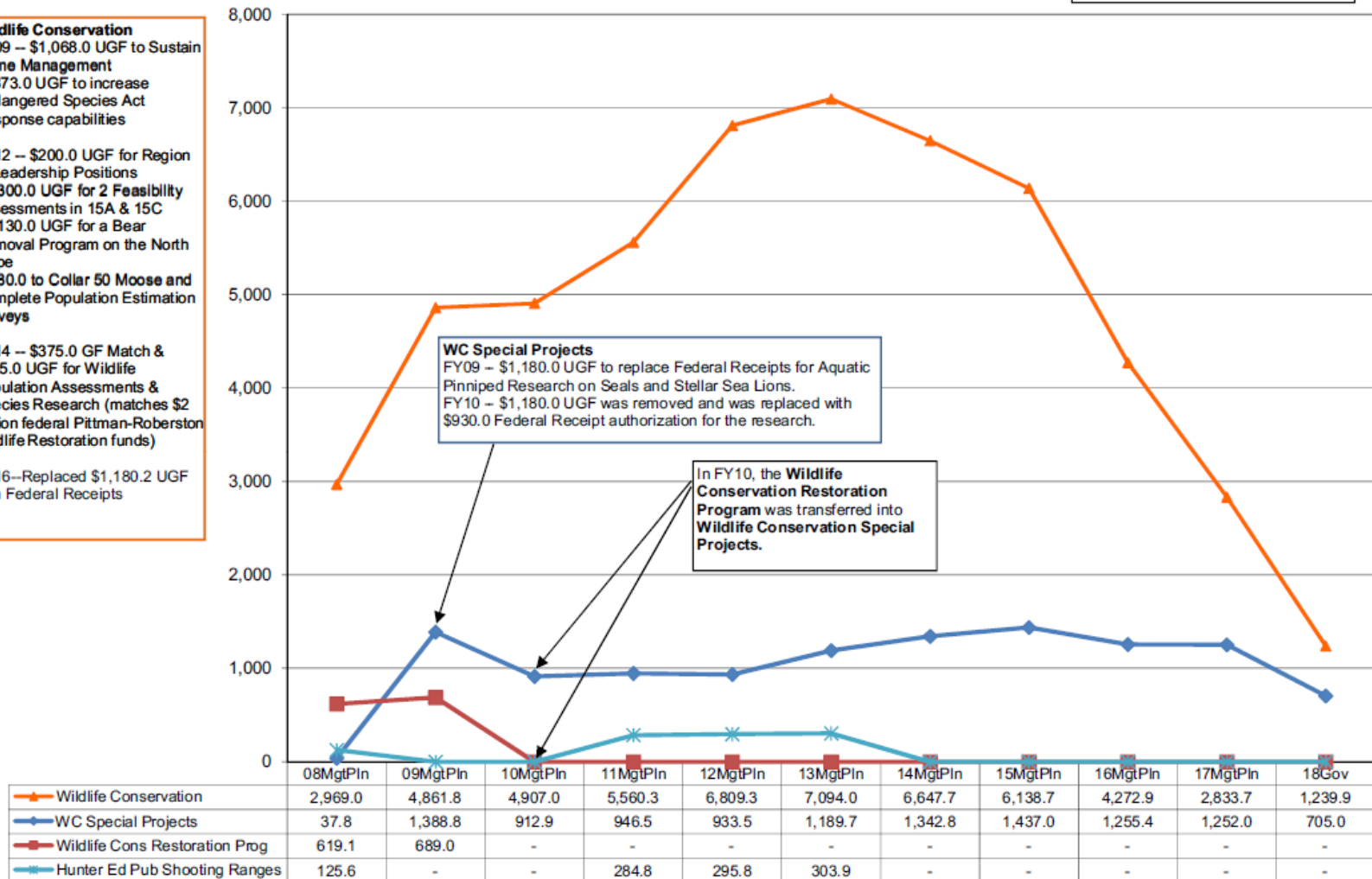
FY12 -- \$200.0 UGF for Region IV Leadership Positions  
 -- \$300.0 UGF for 2 Feasibility Assessments in 15A & 15C  
 -- \$130.0 UGF for a Bear Removal Program on the North Slope  
 -- \$80.0 to Collar 50 Moose and Complete Population Estimation Surveys

FY14 -- \$375.0 GF Match & \$125.0 UGF for Wildlife Population Assessments & Species Research (matches \$2 million federal Pittman-Roberston Wildlife Restoration funds)

FY16--Replaced \$1,180.2 UGF with Federal Receipts

**WC Special Projects**  
 FY09 -- \$1,180.0 UGF to replace Federal Receipts for Aquatic Pinniped Research on Seals and Stellar Sea Lions.  
 FY10 -- \$1,180.0 UGF was removed and was replaced with \$930.0 Federal Receipt authorization for the research.

In FY10, the **Wildlife Conservation Restoration Program** was transferred into **Wildlife Conservation Special Projects**.





# **Federal Pittman-Robertson Wildlife Restoration Program**

## **Purpose**

- Restoration, conservation, management and enhancement of wild birds and mammals and their habitat
- Provide public use and access to wildlife resources
- Provide for education of hunters and development of shooting ranges

## **Source of Funds**

Excise taxes on sporting arms and ammunitions including pistols, handguns, revolvers, bows, archery and arrow components





## Wildlife Restoration - PR Funds for Alaska FY08-FY17 (Projected for FY18)





# **Federal Pittman-Robertson Wildlife Restoration Program**

## **Eligible Projects**

“Restoration, conservation, management, and enhancement of wild birds and wild mammals, and providing for public uses and benefit from these resources” and “educating responsible hunters and archers in skills, knowledge, and attitudes.”

- Eligible projects funded with 75% federal dollars, 25% from non-federal sources

## **Distribution Method**

Apportioned based on a formula of land and water area along with the number of paid license holders.

- Alaska receives the maximum apportionment of 5% due to geographic size
- Apportioned federal funds are available for two years



# Federal Pittman-Robertson Wildlife Restoration Program (cont.)

## Funding Challenges

Continued unprecedented increase in Pittman-Robertson Wildlife Restoration apportionment

- Spending authority needed to avoid possible reversion this year and next
- 25% state match largely from Fish & Game Fund - includes revenue from licenses and tags sold in Alaska
  - Resident license and tag sales - \$2.2M for FY2016
  - Non-Resident license and tag sales - \$5.2M for FY2016



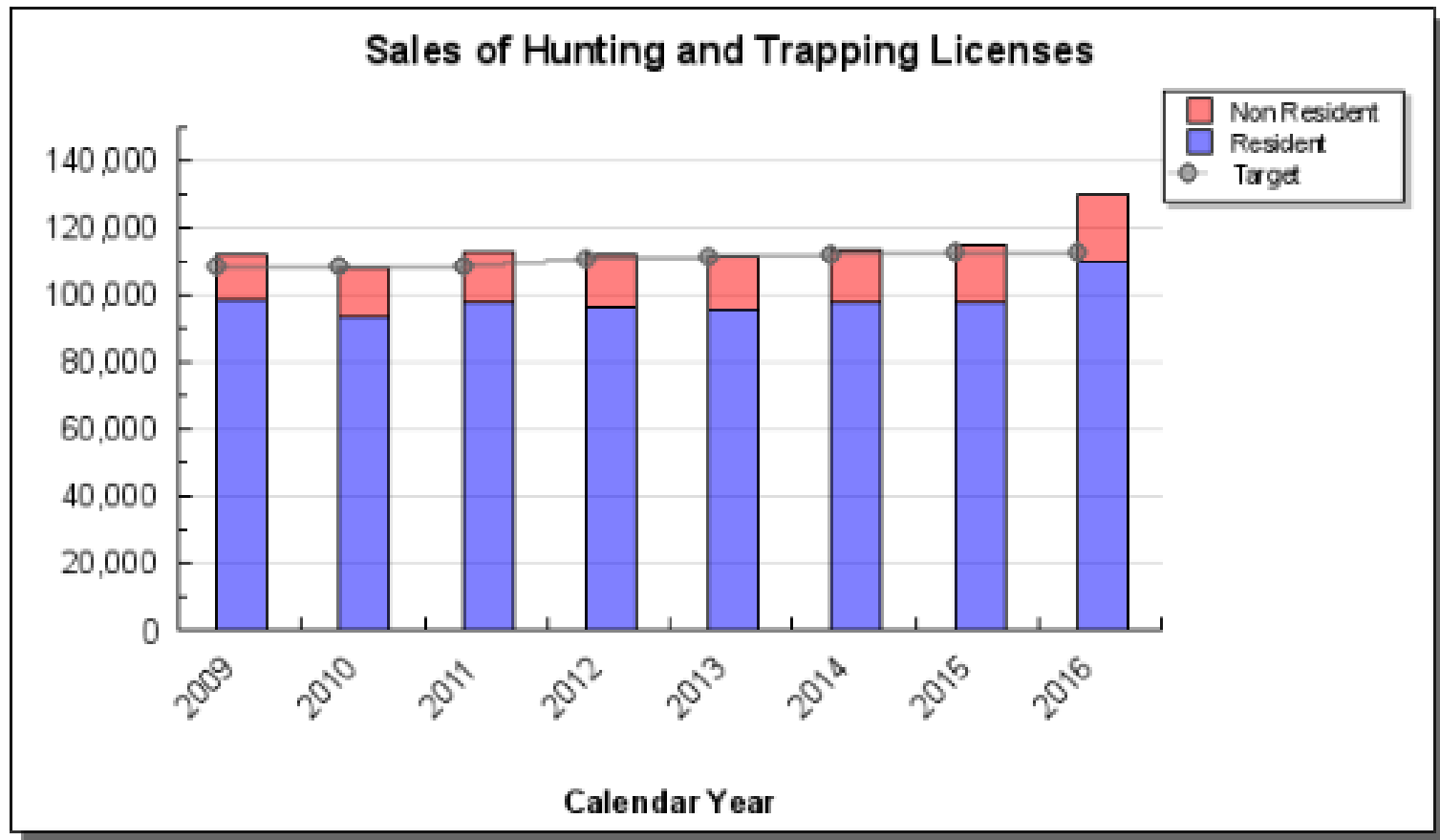


## Fish and Game Fund

- Established under AS 16.05.100 – AS 16.05.140
- Revenues from the sale of general hunting, trapping, and fishing licenses and tags
- License revenue funds must be allocated to programs intended to directly benefit license purchasers of general hunting, trapping, and fishing licenses



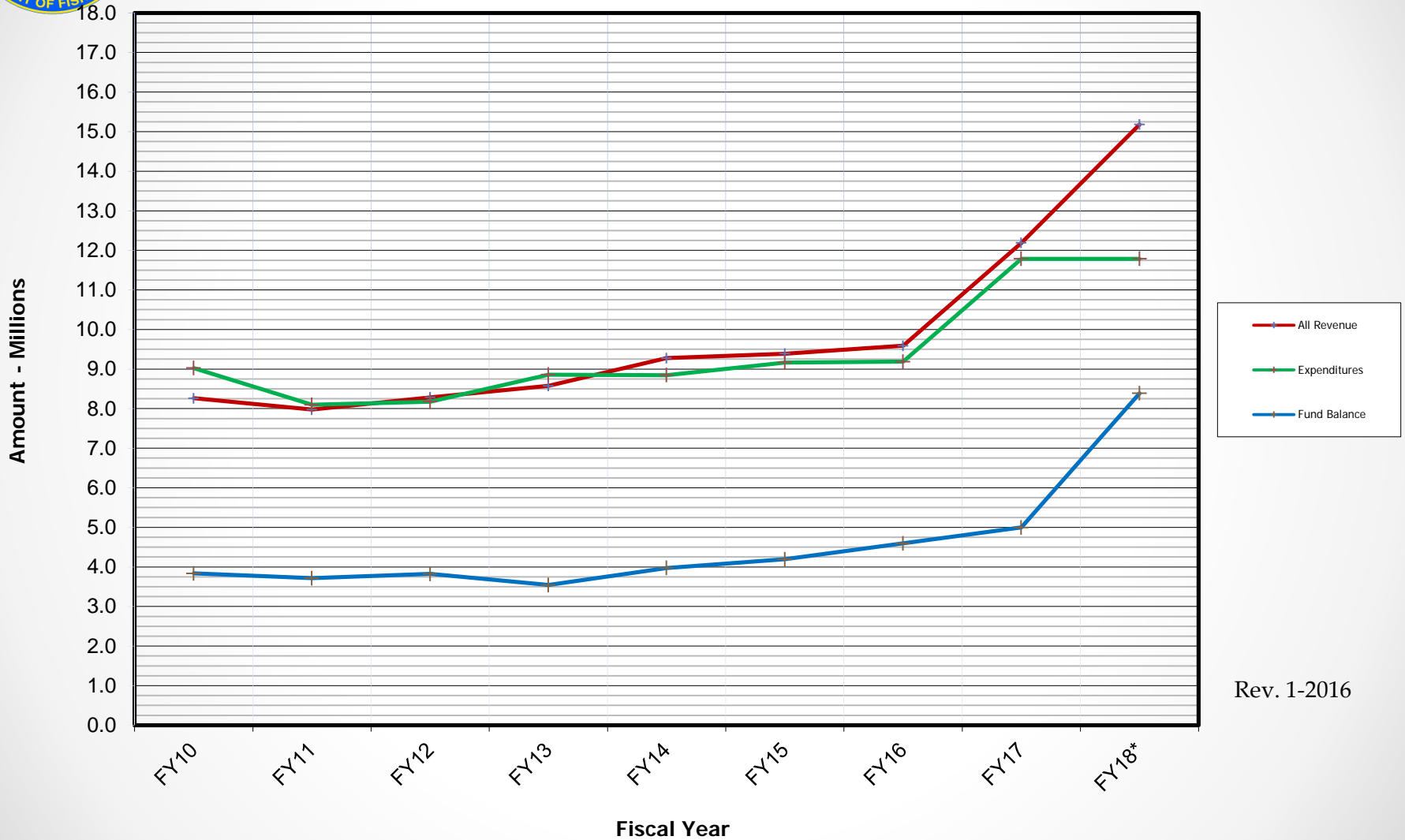
## Wildlife Conservation Performance Measure: Increase sales of hunting and trapping licenses



Methodology: License Statistics



## Wildlife - Fish & Game Fund Activity FY10-FY18 (Projected for COB FY18)



Rev. 1-2016



**Thank you**

