




Division of Spill Prevention and Response (SPAR)


House Finance
Subcommittee Overview
Kristin Ryan, Director
February 10, 2015

1




SPAR's Mission

Protect public safety, health, and the environment through prevention, preparedness, and cleanup of oil and hazardous substances



February 10, 2015 House Finance Subcommittee Overview 2



Division of Spill Prevention & Response


Component:

- Spill Prevention & Response
 - Prevention, Preparedness, and Response
 - Contaminated Sites
 - Response Fund Administration

Challenges & Opportunities:


- Prevention Account Sustainability
- Managing Risk Associated with New Natural Resource Development Activity and Marine Transportation

February 10, 2015 House Finance Subcommittee Overview 3



SPAR's Core Services

- Identify, oversee and conduct the cleanup, redevelopment, and management of contaminated sites in Alaska
- Ensure that producers, transporters, and distributors of crude oil and refined oil products prevent oil spills and are fully prepared materially and financially to clean up spills
- Prevent and mitigate the effects of oil and hazardous substance releases and ensure their cleanup through government planning, preparedness, and rapid response
- Manage the Oil and Hazardous Substance Release Prevention and Response Fund as a viable, long-term funding source for the state's core spill prevention and response initiatives



February 10, 2015 House Finance Subcommittee Overview 4



Prevention, Preparedness, and Response

- Ensure producers, transporters and distributors of oil and hazardous substances **prevent** spills and are **prepared** materially and Financially to respond and **clean them up**
- Exploration and Production Activities
- Pipelines
- Terminals and Tank Farms
- Marine Vessels
- Local response communities



February 10, 2015

House Finance Subcommittee Overview

5



Contaminated Sites



- Monitor existing sites to verify they aren't spreading
- Work with responsible parties to clean up contamination
- Partner with potential buyers to encourage reuse and redevelopment

February 10, 2015

House Finance Subcommittee Overview

6



Response Fund Administration

- AS 46.08.070 requires the Department attempt to recover 100% of costs incurred in the cleanup or containment of oil or a hazardous substance that has been released
- Budgeting, accounting (contracts, supplies, travel) and procurement
- Databases, tracking tools (information technology)



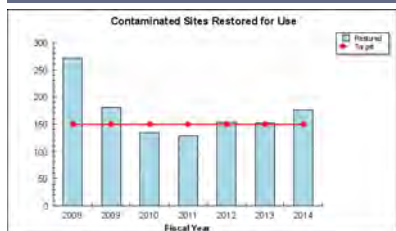
February 10, 2015

House Finance Subcommittee Overview

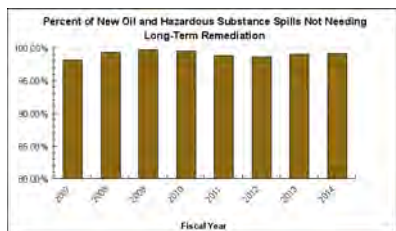
7



SPAR Performance Measures



Sites with complex groundwater contamination challenge the technical and economic feasibility of completing site closures.



Rapid containment and cleanup of oil and hazardous substances minimizes the number of spills needing long term remediation.

February 10, 2015

House Finance Subcommittee Overview

8



What is Spilling?



February 10, 2015

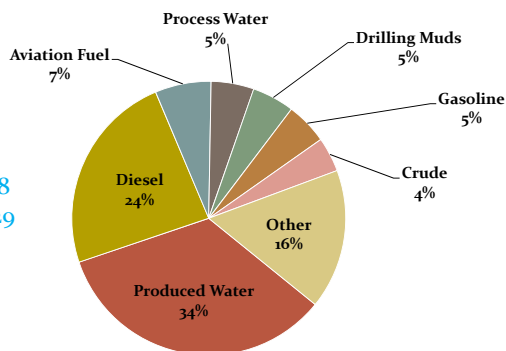
House Finance Subcommittee Overview

9



FY2014 Volume Released by Product

Spills Reported: 2,028
Total Gallons: 284,729




'Other' includes product categories comprising 3% or less of the total volume released

February 10, 2015

House Finance Subcommittee Overview

10



FY2014 Spill Summary – Top Five


Top Five Products Spilled:

• Produced Water	41 spills	96,736 Gallons
• Diesel	427 spills	67,889 Gallons
• Aviation Fuel	68 spills	18,855 Gallons
• Process Water	21 spills	14,385 Gallons
• Drilling Muds	28 spills	14,209 Gallons

Top Five Facility Types:

• Natural Gas Production	28 spills	85,037 Gallons
• Oil Production	335 spills	53,188 Gallons
• Air Transportation	65 spills	19,358 Gallons
• Vessel	166 spills	18,997 Gallons
• Mining Operation	305 spills	16,547 Gallons

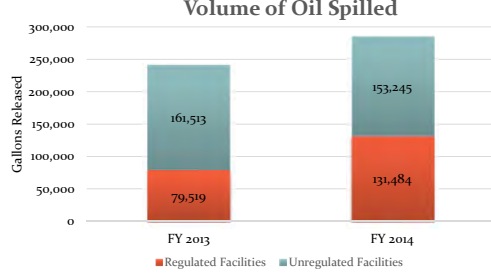
February 10, 2015 House Finance Subcommittee Overview 11




Unregulated Facility Spills

- Air transportation
- Vessels
- Residences
- Vehicles


Volume of Oil Spilled



Fiscal Year	Regulated Facilities (Gallons)	Unregulated Facilities (Gallons)
FY 2013	79,519	161,513
FY 2014	131,484	153,245




February 10, 2015 House Finance Subcommittee Overview 12



How much does Spill Prevention and Response cost the State?



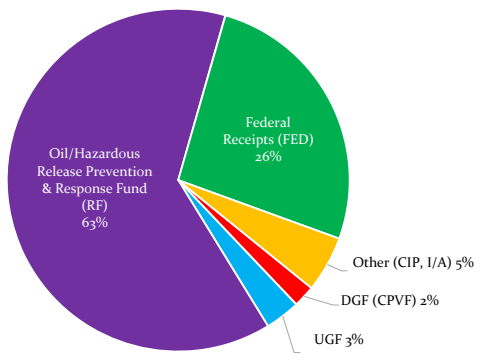
February 10, 2015
House Finance Subcommittee Overview
13



SPAR FY2016 Operating Budget by Fund Source

Operating Request: \$20,694.1

• Unrestricted GF	\$686.7
• Designated GF	
• DGF	\$429.6
• Response Fund	\$13,081.3
• Other State Funds	\$1,092.8
• Federal Receipts	\$5,403.7



February 10, 2015
House Finance Subcommittee Overview
14



The Response Fund



February 10, 2015

House Finance Subcommittee Overview

15



Statutory Authorities


It is the intent of the Legislature and declared to be the public policy of the State that funds for the abatement of a release of oil or a hazardous substance will always be available (A.S. 46.08.030)



February 10, 2015

House Finance Subcommittee Overview

16



Statutory Authorities

- Funds from the **Response Account** are used to:
 - investigate and evaluate the release or threatened release of oil or a hazardous substance, and contain, clean up, and take other necessary action, such as monitoring and assessing, to address a release or threatened release of oil or a hazardous substance that poses an imminent and substantial threat to the public health or welfare, or to the environment -- AS 46.08.040(1)(A)
 - recover the costs to the state, a municipality, a village, or a school district of a containment and cleanup resulting from the release or the threatened release of oil or a hazardous substance for which money was expended from the response account; -- AS 46.08.040(1)(C)
- Funds from the **Prevention Account** are used to:
 - investigate and evaluate the release or threatened release of oil or a hazardous substance... and contain, clean up, and take other necessary action, such as monitoring and assessing, to address a release or threatened release of oil or a hazardous substance-- AS 46.08.040(2)(A)
 - pay all costs incurred to establish and maintain the oil and hazardous substance response office; to review oil discharge prevention and contingency plans; to conduct training, response exercises, inspections, and tests; and to verify or establish proof of financial responsibility-- AS 46.08.040(2)(B)
 - recover the costs to the state, a municipality, a village, or a school district of a containment and cleanup resulting from the release or threatened release of oil or a hazardous substance for which money was expended from the prevention account -- AS 46.08.040(2)(I)
 - restore the environment by addressing the effects of an oil or hazardous substance release. -- AS 46.08.040(2)(K)

February 10, 2015
House Finance Subcommittee Overview
17



What Funds the Prevention Account?

4-cent Surcharge

Non-Emergency Response

All Fund Interest Earnings

Severance Penalties

Cost Recovery

Oil And Hazardous Substance Prevention Account

We make sure we can respond to spills and clean up support

Prevention	Preparedness	Response	Cleanup
Contingency plans Inspections Pipeline Leak Detection Escort tugs	Community response plans Drills and exercises Operator financial responsibility Oil spill response action contractors	Emergency oil spill response Statewide hazmat response Disaster response coordination	Contaminated site management Cleanup of contaminated sites Reuse and redevelopment Institutional controls

Emergency Responses

Cost recovery
Cleanup contract management

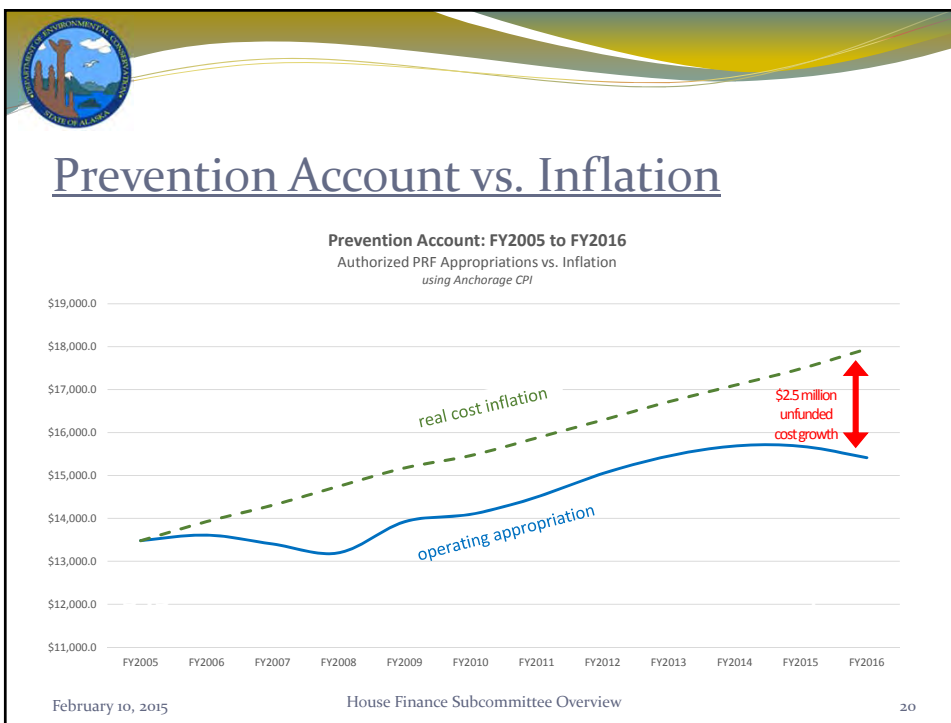
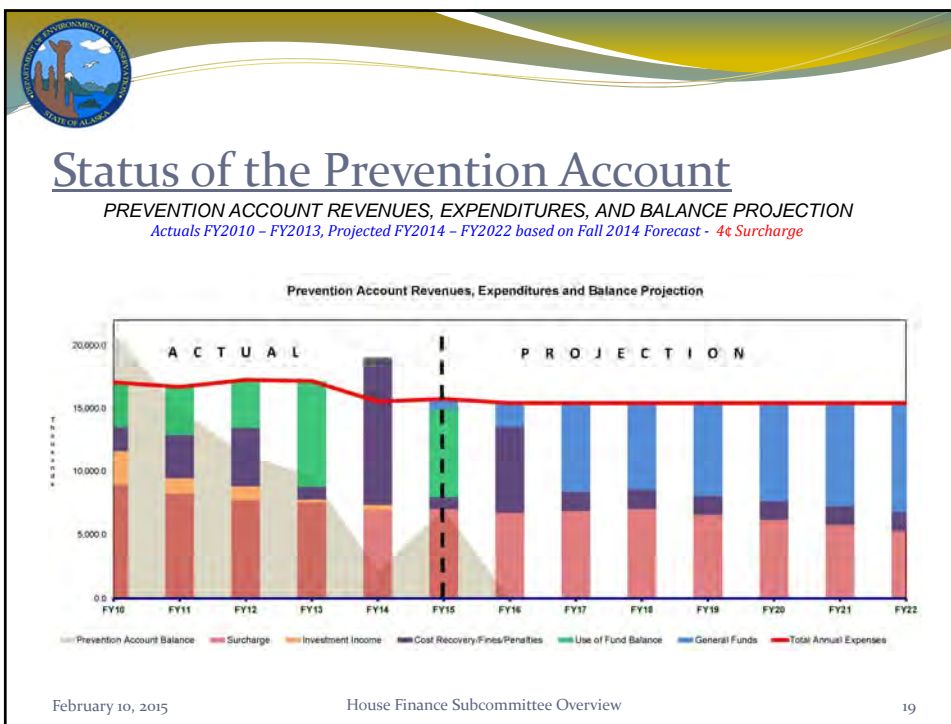
Database management
Accounting and budgeting


Financial Services
Human resources

Program Services

Admin

February 10, 2015
House Finance Subcommittee Overview
18






Previous Measures to Sustain the Fund


- Restraining growth of SPAR
 - From FY2005-FY2015, SPAR grew on average at a rate of just 1.6% annually, and increased by only 2 PCNs
 - Maintained the same level of service while at the same time taking on new responsibilities (e.g. railroad and non-tank vessels)
- Cutting back on uses of the Prevention Account
 - Eliminated funding to Local Emergency Planning Committees, DMVA, and DOTPF
 - Eliminated a grant and loan program for removal of underground storage tanks
 - Withdrew efforts to fund a statewide hazmat team
 - Stopped requesting capital appropriations from the Prevention Account for the cleanup of State-owned contaminated sites
 - These activities were all allowable uses of the Prevention Account, but were eliminated to preserve more critical services as funding declined

February 10, 2015 House Finance Subcommittee Overview 21

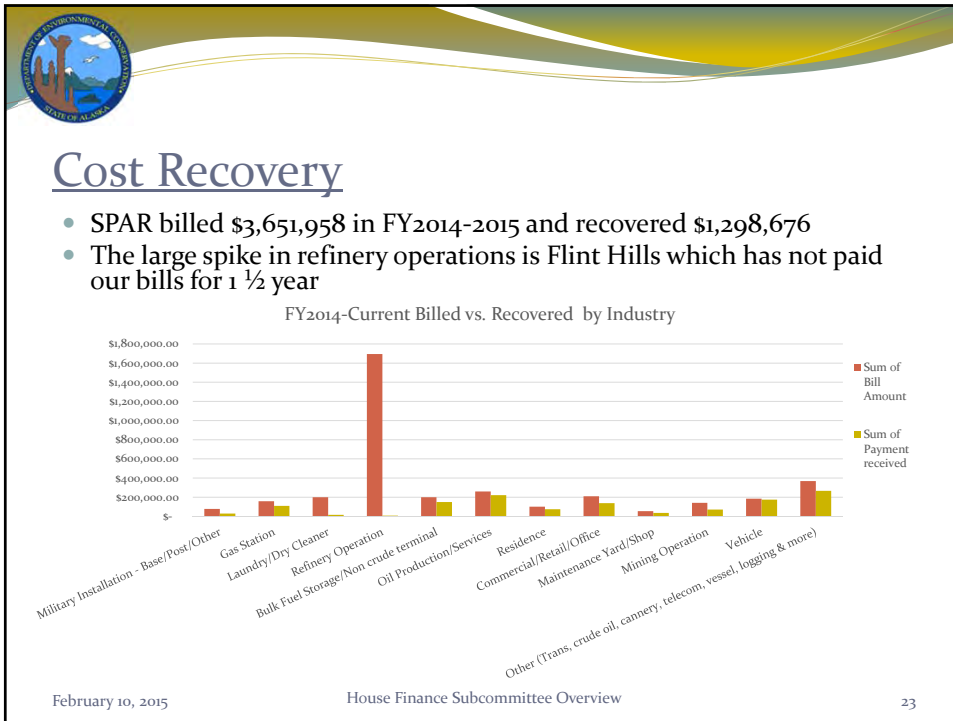


Previous Measures to Sustain the Fund

- 2006 Legislature re-split the \$.05 surcharge to increase the portion going to the Prevention Account from \$.03 to \$.04
- Appropriations to the Prevention Account from other sources:
 - FY2006: \$655,500 underground storage tank revolving loan funds
 - FY2007: \$1,800,000 commercial passenger vessel funds
 - FY2008: of \$2,000,000 general funds
- FY2013 SPAR overhauled and automated much of the cost recovery process
 - More timely and accurate billing
 - Better data to pursue aged receivables




February 10, 2015 House Finance Subcommittee Overview 22



Current Year Shortfall


- Not the result of overspending
- Due to lower than anticipated surcharge collected, cost recovery, and interest earnings
- Full amount appropriated by the 2014 Legislature was not available in the Prevention Account
- Steps taken by the Department:
 - \$520.0 current year spending reductions
 - Retained vacancies
 - Closed Bethel field office
 - Reduced RSAs with DNR, DF&G, and Law
 - Terminated and lapsed \$750.0 of capital appropriations from the Prevention Account for State-owned contaminated site cleanup
- Remaining shortfall in FY2015 is \$800.0

February 10, 2015 House Finance Subcommittee Overview 24




FY2016 Projected Shortfall

- \$1.9 million projected shortfall in FY2016
- Assumes receipt of a \$5 million settlement related to a site in Aniak
- FY2016 Budget Request includes a \$520.0 reduction in SPAR that will be achieved by
 - Deleting four PCNs
 - Combine SPAR's five components into one
 - Redefine how we plan, prepare for, and respond to spills



February 10, 2015 House Finance Subcommittee Overview 25



FY2015 Supplemental Reappropriation

- 27 completed Municipal Matching Grant projects that were 100% general funds
- Appropriations set to otherwise lapse into general funds this year
- Request they be reappropriated into the Prevention Account instead
- This will not increase SPAR's operating appropriation
- Covers the \$800.0 FY2015 revenue shortfall and the \$1.9 million FY2016 revenue shortfall
- Estimated amount available \$3,179,058 UGF

February 10, 2015 House Finance Subcommittee Overview 26



Considerations in Addressing the Shortfall

- Do not increase the risk from spills
- Recognize declining production and the impacts of this to the sustainability of the Response Fund
- Collaborate with existing and potential payees into the Response Fund to identify the correct amount and allocation
- Look to other sources to identify fair and reasonable alternatives to help sustain the fund
- Continue to look for efficiencies in SPAR, partnerships, new technologies, better assessment of risks, and improvement to cost recovery

February 10, 2015

House Finance Subcommittee Overview

27



Questions?



February 10, 2015

House Finance Subcommittee Overview

28