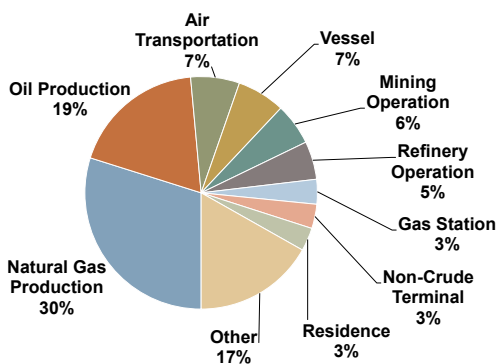




All Products Spilled in FY 2014

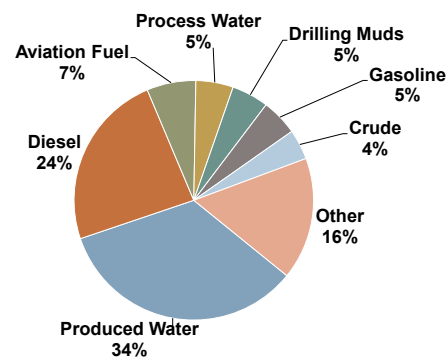
Number of Spills Reported 2,028
Total Gallons 284,729

Volume Released by Facility Type



'Other' includes facility categories comprising 3% or less of the total volume released.

Volume Released by Product

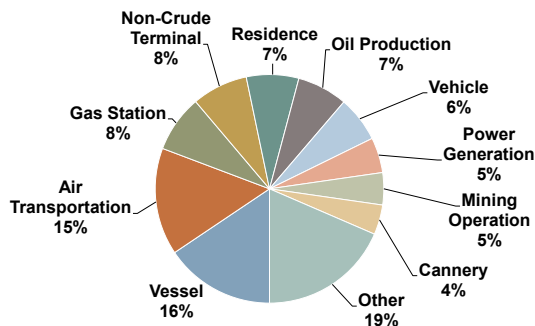


'Other' includes product categories comprising 3% or less of the total volume released.

Non-crude Oil or Refined Products Spilled in FY 2014

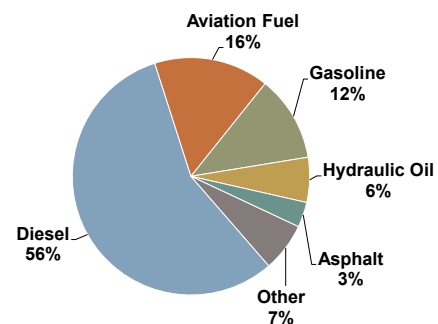
Number of Spills Reported 1,525
Total Gallons 121,517

Volume Released by Facility Type



'Other' includes facility categories comprising 4% or less of the total volume released.

Volume Released by Product



'Other' includes product categories comprising 2% or less of the total volume released.