

# ALASKA DEPARTMENT OF ADMINISTRATION DEPARTMENT OVERVIEW

Presentation to

**Senate Finance  
Subcommittee**

**March 4, 2015**

Commissioner Sheldon Fisher

Deputy Commissioner Leslie Ridle

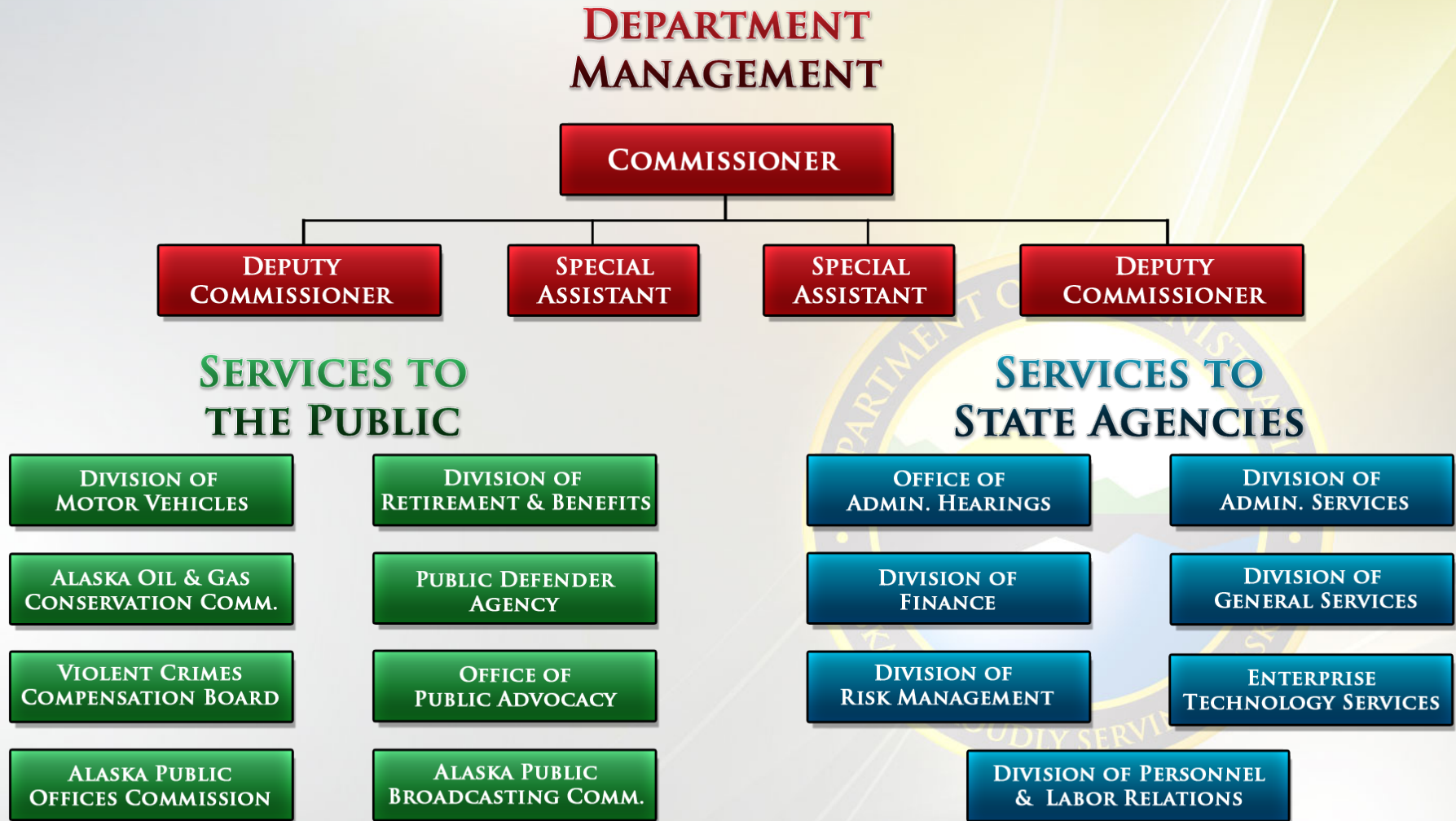
Deputy Commissioner John Boucher

Director Cheri Lowenstein

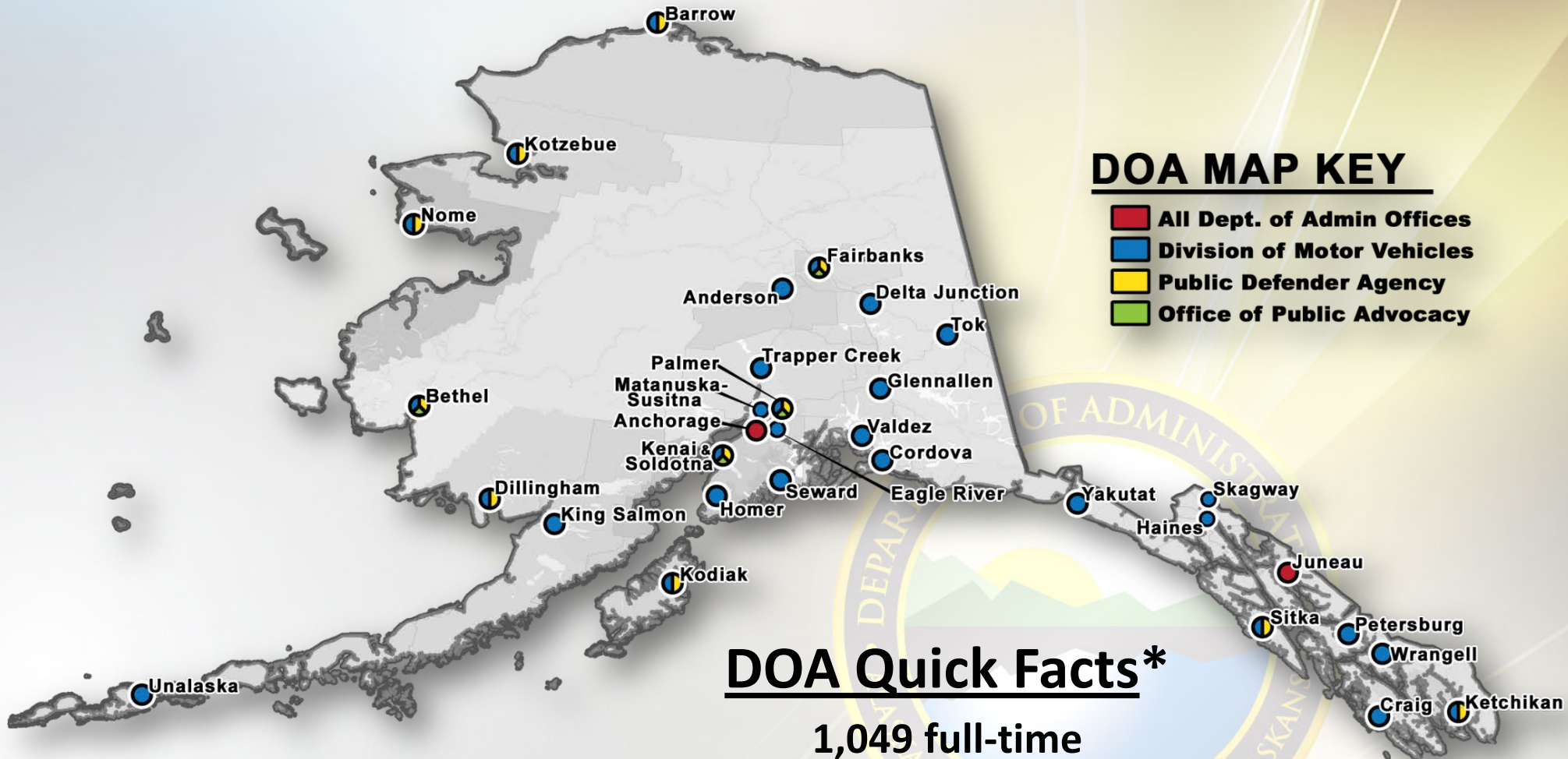


# DOA MISSION AND ORGANIZATION

**Mission:** The mission of the Department of Administration is to provide consistent and efficient support services to state agencies so that they may better serve Alaskans.



# DOA SERVICES ACROSS ALASKA



## DOA MAP KEY

- All Dept. of Admin Offices
- Division of Motor Vehicles
- Public Defender Agency
- Office of Public Advocacy

## DOA Quick Facts\*

1,049 full-time  
15 part-time  
44 non-permanent  
in 32 locations

\* Based on FY16 Governor Amended

# DOA SERVICES TO THE PUBLIC

- **Public Defender Agency (PDA)**

- **AGENCY LEAD:** Quinlan Steiner
- **ROLE:** Provide constitutionally mandated legal representation to indigent clients appointed by the court.
- **FY2015 Management Plan:** \$26,906.8
- **Undesignated General Funds** \$25,963.3
- **POSITIONS:** 187

- **Office of Public Advocacy (OPA)**

- **AGENCY LEAD:** Rick Allen
- **ROLE:** Conflict counsel for PDA, Guardian Ad Litem (GAL) program, and Child in Need of Aid (CINA) program
- **FY2015 Management Plan:** \$25,371.2
- **Undesignated General Funds** \$23,803.5
- **POSITIONS:** 136

- **Div. of Motor Vehicles (DMV)**

- **AGENCY LEAD:** Amy Erickson
- **ROLE:** Title and registration of vehicles/trailers, driver testing and licensing, and Commercial driver licensing
- **FY2015 Management Plan:** \$17,994.5
- **Undesignated General Funds** \$0.0
- **POSITIONS:** 156

- **Div. of Retirement and Benefits (DRB)  
Including Special Systems & Health Plan Admin**

- **AGENCY LEADS:** Jim Puckett, Kathy Lea, Michele Michaud, and Keven Worley
- **ROLE:** State employee, teacher, and political subdivision retirement plan administration, Health plan administration
- **FY2015 Management Plan:** \$44,941.6
- **Undesignated General Funds** \$2,377.0
- **POSITIONS:** 119

# DOA SERVICES TO THE PUBLIC

- **Alaska Public Broadcasting Commission (APBC) & AIRRES Grants**
  - **AGENCY LEAD:** Jamie Waste
  - **ROLE:** Grants and administration of public television and radio to all parts of Alaska
  - **FY2015 Management Plan:** : \$5,471.0
  - **Undesignated General Funds** \$5,147.3
  - **POSITIONS:** INDEPENDENT ENTITY
- **Alaska Oil and Gas Conservation Commission (AOGCC)**
  - **AGENCY LEAD:** Cathy Foerster
  - **ROLE:** To protect the public interest in exploration and development of Alaska's valuable oil, gas, and geothermal resources
  - **FY2015 Management Plan:** \$7,450.8
  - **Undesignated General Funds** \$0.0
  - **POSITIONS:** 33
- **Violent Crimes Comp. Board (VCCB)**
  - **AGENCY LEAD:** Kate Hudson
  - **ROLE:** Grants to victims of violent crimes
  - **FY2015 Management Plan:** \$2,536.8
  - **Undesignated General Funds** \$0.0
  - **POSITIONS:** 3
- **Alaska Public Offices Commission (APOC)**
  - **AGENCY LEAD:** Paul Dauphinais
  - **ROLE:** Campaign and public official oversight agency
  - **FY2015 Management Plan:** \$1,515.2
  - **Undesignated General Funds** \$1,395.2
  - **POSITIONS:** 14

# DOA SERVICES TO STATE AGENCIES

- **Div. of General Services (DGS)**

- **AGENCY LEAD:** Tom Mayer
- **ROLE:** Manage 12 buildings in the Public Building Fund (PBF) and 6 non-PBF buildings, manage and administer 400+ leases, procurement and contract support for state and political subdivision purchasing
- **FY2015 Management Plan:** \$79,064.1
- **Undesignated General Funds** \$3,439.8
- **POSITIONS:** 74

- **Enterprise Technology Services (ETS)  
Including State of Alaska Telecommunications System and Alaska Land Mobile Radio**

- **AGENCY LEAD:** Jim Bates
- **ROLE:** Statewide IT infrastructure maintenance and operations (M&O), cyber security, and Telecommunication, network, mainframe service and technical support
- **FY2015 Management Plan:** \$50,006.5
- **Undesignated General Funds** \$10,769.0
- **POSITIONS:** 122

- **Division of Personnel and Labor Relations (DOPLR)**

- **AGENCY LEAD:** Kate Sheehan
- **ROLE:** Centralized and managed HR, payroll timekeeping, recruitment and job classification studies, labor relations, contract bargaining, and training
- **FY2015 Management Plan:** \$19,759.7
- **Undesignated General Funds** \$4,286.4
- **POSITIONS:** 150

- **Div. of Finance (DOF)**

- **AGENCY LEAD:** Scot Arehart
- **ROLE:** Maintain the statewide financial/payroll systems, as well as e-travel program, compile the Comprehensive Annual Finance Report (CAFR) and statewide single audit, lead on Integrated Resource Info. System (IRIS)
- **FY2015 Management Plan:** \$13,785.5
- **Undesignated General Funds** \$6,236.5
- **POSITIONS:** 78

# DOA SERVICES TO STATE AGENCIES

- **Division of Administrative Services (DAS)**

- **AGENCY LEAD:** Cheri Lowenstein
- **ROLE:** Provides budget, financial, and procurement services to DOA, oversees DOA Information Technology (IT), oversees VCCB staff and APBC grants
- **FY2015 Management Plan:** \$3,637.5
- **Undesignated General Funds** \$848.8
- **POSITIONS:** 15

- **Division of Risk Management (DRM)**

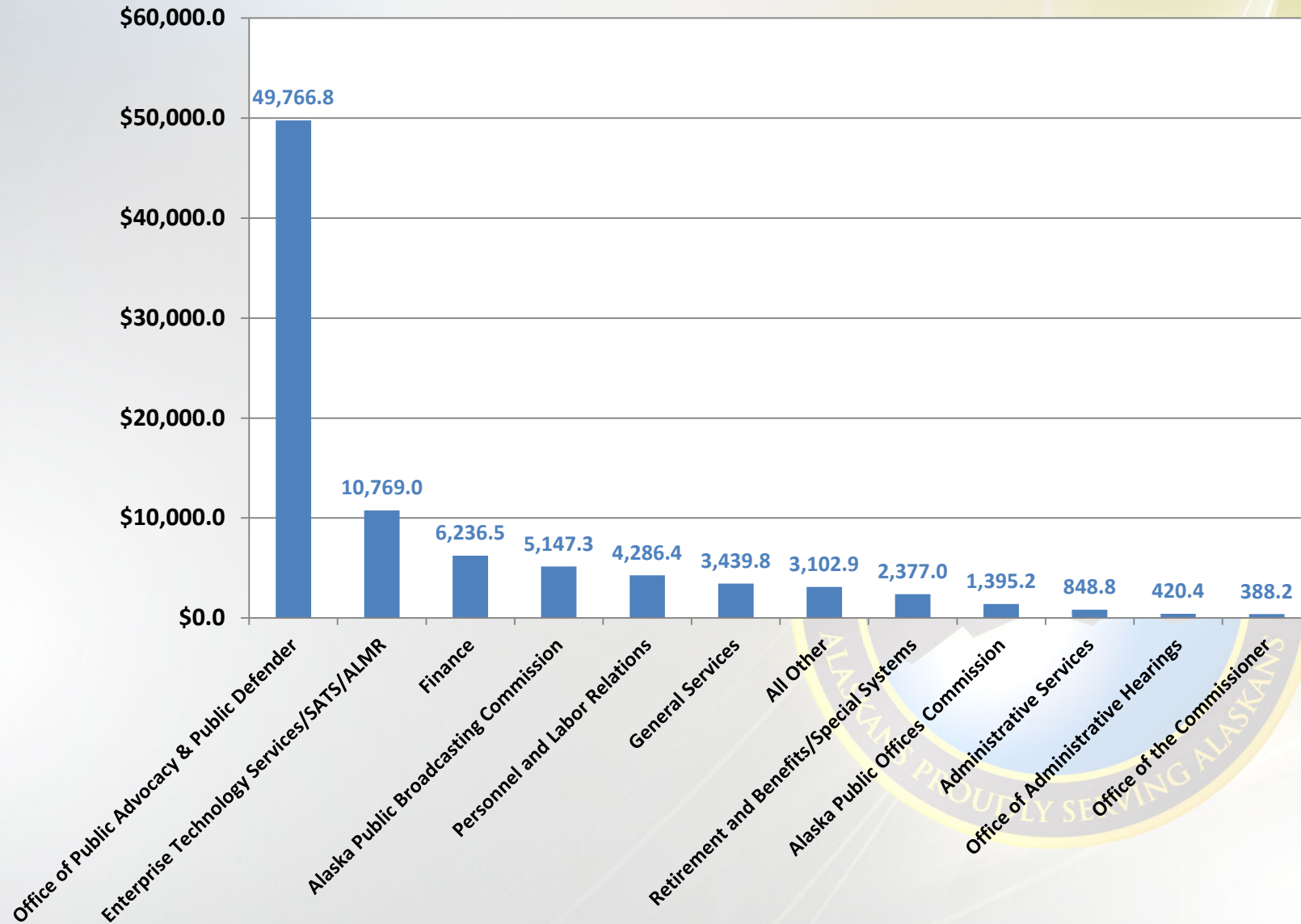
- **AGENCY LEAD:** Scott Jordan
- **ROLE:** Manage insurance administration for State assets, indemnification language review, claims adjusting and litigation management, return to work program
- **FY2015 Management Plan:** \$41,239.6
- **Undesignated General Funds** \$0.0
- **POSITIONS:** 5

- **Office of Administrative Hearings**

- **AGENCY LEAD:** Kathleen Frederick
- **ROLE:** Appeal and adjudication services by Administrative Law Judges
- **FY2015 Management Plan:** \$2,773.3
- **Undesignated General Funds** \$420.4
- **POSITIONS:** 15



# DOA BUDGET BY DIVISION (UNDESIGNATED GENERAL FUND ONLY, FY15 MANAGEMENT PLAN, THOUSANDS)

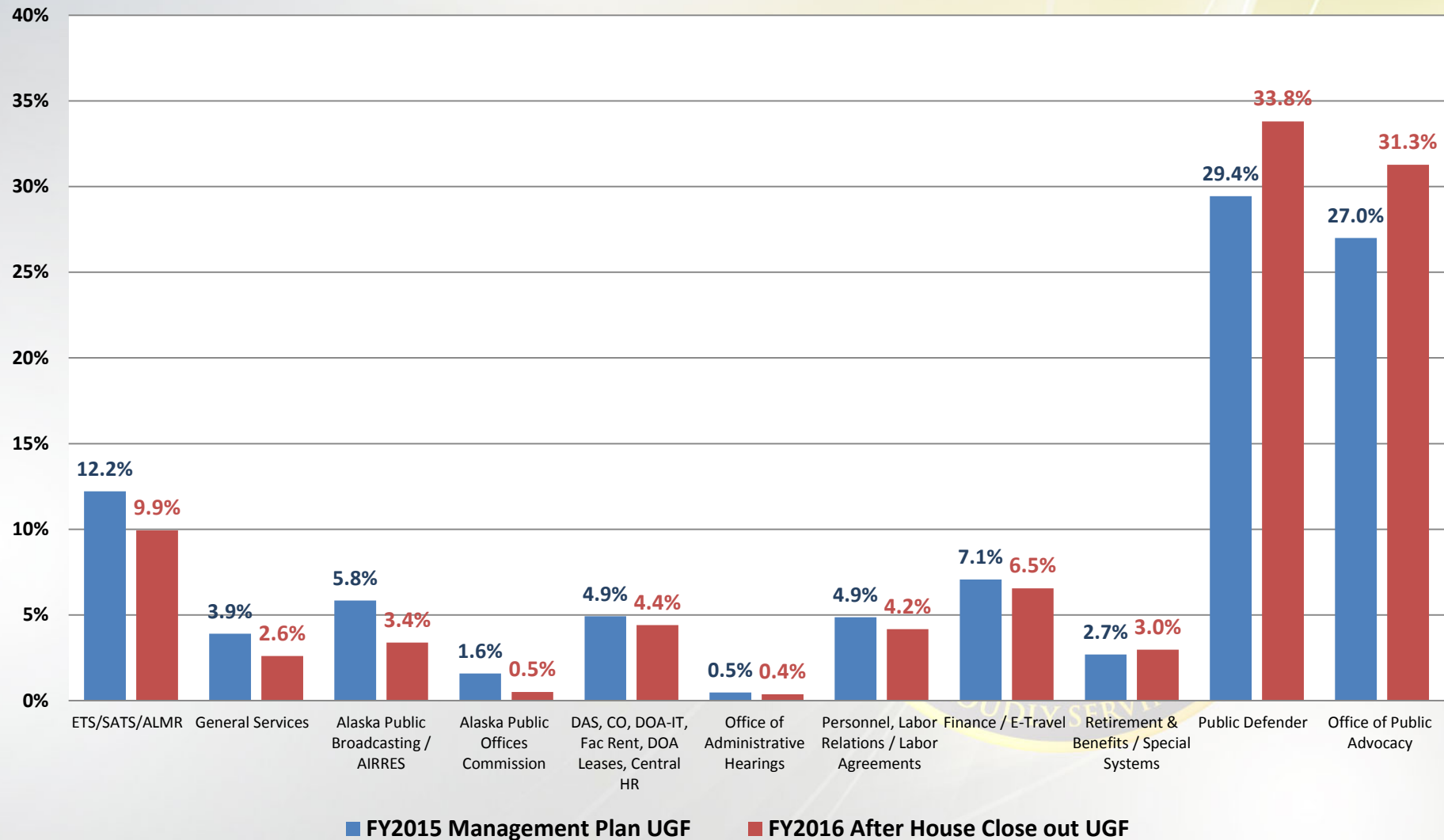




# DOA BUDGET BY DIVISION

(UNDESIGNATED GENERAL FUND ONLY, FY15 MANAGEMENT PLAN VS. FY16 GOVERNOR AMENDED W/HOUSE CHANGES, THOUSANDS)

Percent of UGF Changes in DOA Divisions

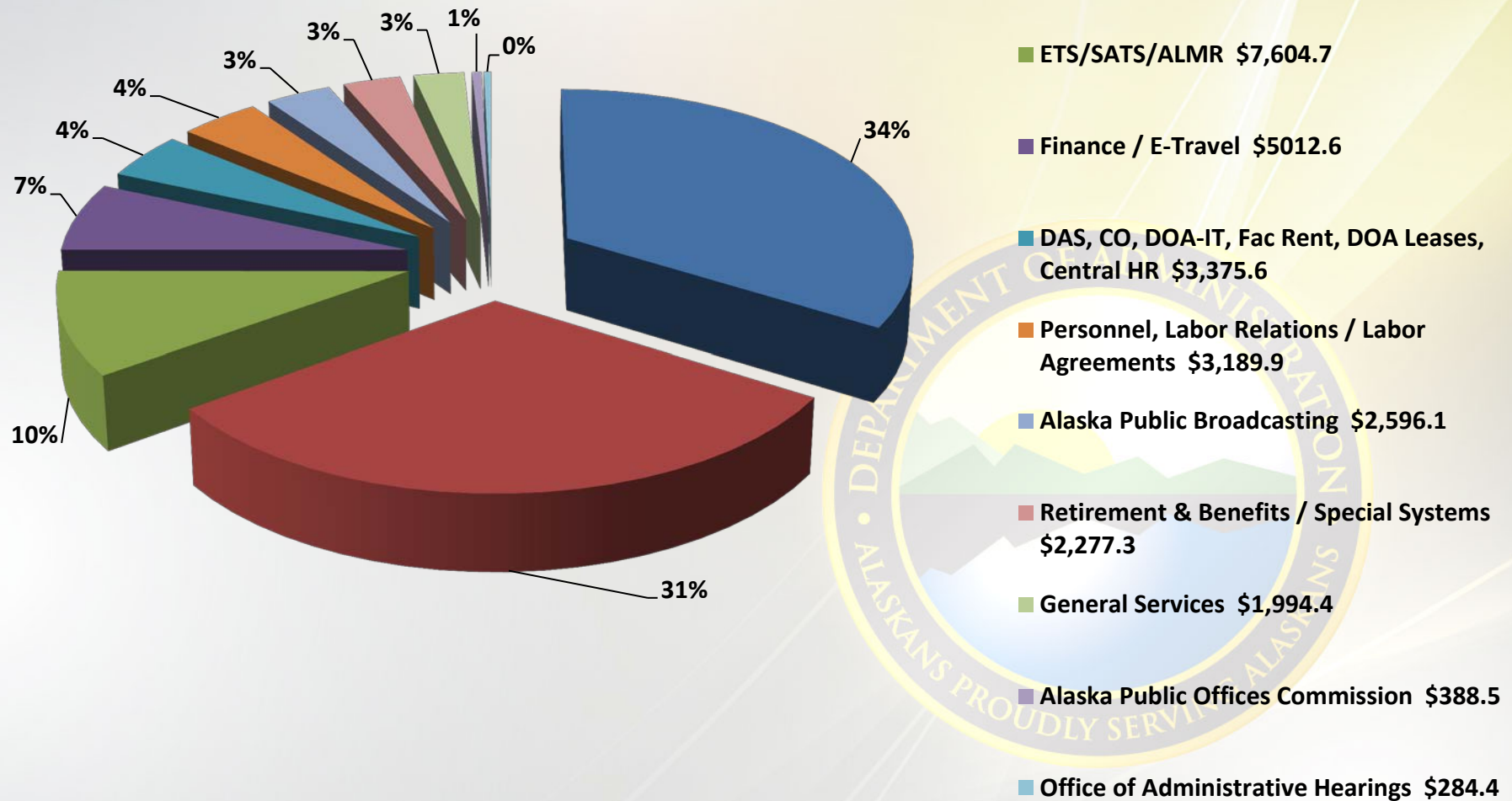


# DOA BUDGET CHANGE BY DIVISION

## (UNDESIGNATED GENERAL FUND ONLY, COMPARISON WITH HOUSE CHANGES, THOUSANDS)

GENERAL FUND DIVISIONS	UGF FY2015 Management Plan	FY2016 Governor Amended UGF reductions	FY2016 House Finance Subcommittee Reductions	FY2016 UGF Balance after House Close out	Total % Reduced
Alaska Public Offices Commission	1,395.2	(169.7)	(837.0)	388.5	-72.155%
Alaska Public Broadcasting	5,147.3	(835.2)	(1,716.0)	2,596.1	-49.564%
General Services	3,439.8	(898.4)	(547.0)	1,994.4	-42.020%
Office of Administrative Hearings	420.4	(41.3)	(94.7)	284.4	-32.350%
ETS/SATS/ALMR	10,769.0	(3,164.3)		7,604.7	-29.383%
Personnel, Labor Relations / Labor Agreements	4,286.4	(1,096.5)		3,189.9	-25.581%
DAS, CO, DOA-IT, Fac Rent, DOA Leases, Central HR	4,339.9	(584.7)	(379.6)	3,375.6	-22.219%
Finance / E-Travel	6,236.5	(473.4)	(750.5)	5,012.6	-19.625%
Retirement & Benefits / Special Systems	2,377.0	(99.7)		2,277.3	-4.194%
Public Defender	25,963.3	(93.4)		25,869.9	-0.360%
Office of Public Advocacy	23,803.5	233.3	(100.0)	23,936.8	0.560%
<b>OVERALL FOR DOA</b>	<b>88,178.3</b>	<b>(7,223.3)</b>	<b>(4,424.8)</b>	<b>76,530.2</b>	<b>-13.210%</b>
FUNDED WITH RECEIPTS					
Alaska Oil & Gas Conservation Commission	0.0	0.0	0.0		0.0
Motor Vehicles	0.0	0.0	0.0		0.0
Risk Management	0.0	0.0	0.0		0.0
Violent Crimes Compensation Board	0.0	0.0	0.0		0.0

# DOA BUDGET BY DIVISION (UNDESIGNATED GENERAL FUND ONLY, FY16 GOVERNOR AMENDED WITH HOUSE CHANGES, PERCENT OF TOTAL)



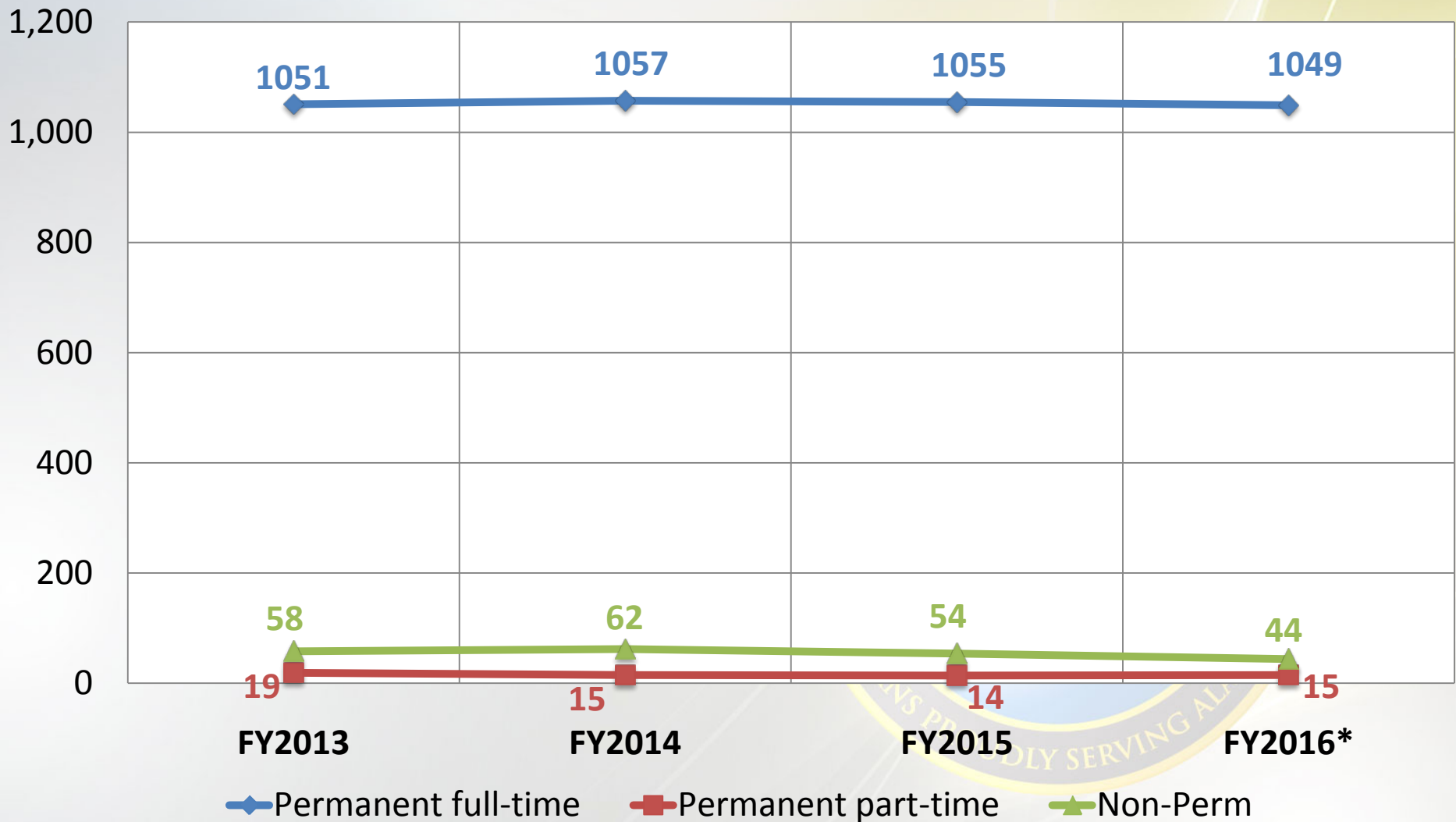
# POSITIONS CHANGES BY DIVISION

## (FY15 MANAGEMENT PLAN VS. FY16 GOVERNOR AMENDED)

GENERAL FUND DIVISIONS	FY 15 Management Plan				FY 16 Governor Amended				PCN Change	
	PFT	PPT	NP	TOTAL PCN	PFT	PPT	NP	TOTAL PCN		
Public Defender	174	1	12	187	174	1	12	187	-	
Motor Vehicles	150	5	1	156	149	6	-	155	(1)	
Personnel, Labor Relations / Labor Agreements	139	2	9	150	138	2	8	148	(2)	One filled, one recently vacated
Office of Public Advocacy	123	2	11	136	123	2	11	136	-	
ETS/SATS/ALMR	122	-	-	122	122	-	-	122	-	
Retirement & Benefits / Special Systems	114	-	5	119	115	-	5	120	1	
Finance / E-Travel	64	-	14	78	61	-	7	68	(10)	Three Filled
General Services	71	3	-	74	70	3	-	73	(1)	
Alaska Oil & Gas Conservation Commission	32	-	1	33	32	-	1	33	-	
DAS, CO, DOA-IT, Fac Rent, DOA Leases, Central HR	30	-	1	31	30	-	-	30	(1)	
Office of Administrative Hearings	15	-	-	15	15	-	-	15	-	
Alaska Public Offices Commission	13	1	-	14	12	1	-	13	(1)	One filled (House changed)
Risk Management	5	-	-	5	5	-	-	5	-	
Violent Crimes Compensation Board	3	-	-	3	3	-	-	3	-	
Alaska Public Broadcasting / AIRRES	0	-	-	-	0	-	-	-	-	
<b>OVERALL</b>	<b>1055</b>	<b>14</b>	<b>54</b>	<b>1123</b>	<b>1049</b>	<b>15</b>	<b>44</b>	<b>1108</b>	<b>(15)</b>	

# POSITIONS CHANGES - TOTAL DEPARTMENT

DOA Position Counts



\* FY13, FY14, and FY15 are based on Management Plan while FY16 is based on Governor Amended

# **CORE INITIATIVES AND CHALLENGES**

## **Personnel Costs Savings**

- **Wage Negotiations – remain competitive and balanced**
- **Improve employee productivity**

## **Reduction of Unfunded Liability**

- **Health Care Spend – continue to bend the cost curve**

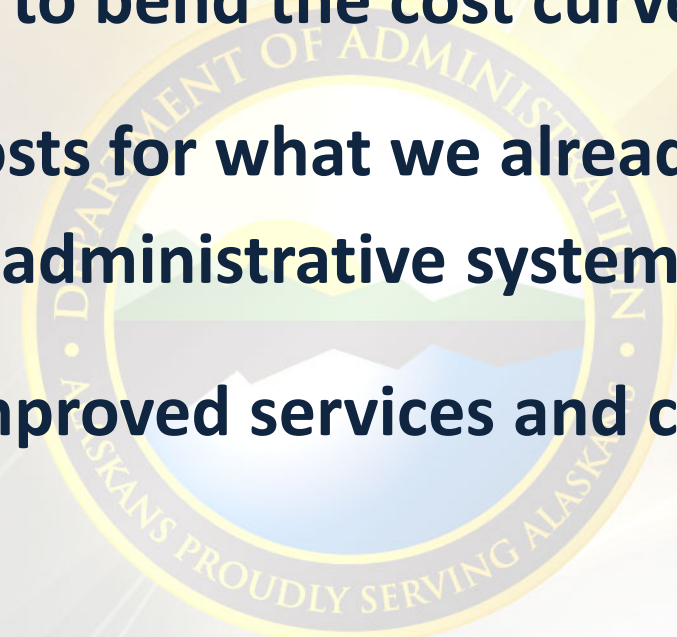
## **Procurement Savings – Lower costs for what we already buy**

- **IRIS - updated core statewide administrative systems**

## **Information Technology (IT) – Improved services and cost**

## **Improve Facility Management**

- **Utilization of Space – better use our space**



# DOPLR - BARGAINING CONTRACTS

<b>Contracts That Expired on June 30, 2014</b>	<b>Number of Employees</b>
AVTECTA - Alaska Vocational Technical Teachers Association .....	35
IBU – Inlandboatmen’s Union of the Pacific .....	623
*MEBA - Marine Engineers’ Beneficial Association.....	105
*MMP - Masters, Mates and Pilots .....	98
PSEA - Public Safety Employees Association .....	515
<b>Contracts That Expire on June 30, 2015</b>	
ACOA - Alaska Correctional Officers Association .....	945
*LTC - Public Employees, Local 71 .....	1,819
*TEAME – Teachers’ Education Association of Mt. Edgecumbe .....	27
<b>Contracts That Expire on June 30, 2016</b>	
ASEA - Alaska State Employees Association .....	9,000
APEA - Alaska Public Employees Association .....	2,281
CEA - Confidential Employees Association .....	210
<b>Non-Covered - Exempt, Partially Exempt and Excluded.....</b>	<b>4,560</b>

\* Indicates a contract that is currently in discussion

SOURCE: Bargaining Unit Profiles, collected June 30, 2014

# MONETARY TERMS\*

## Estimated 1% Increases

- **Masters, Mates and Pilots (MMP)**
  - FY 2016 would be \$165,900
  - EXAMPLE: Cumulative 1% annual for each of 3 years would be \$995,400
- **Marine Engineers' Beneficial Association (MEBA)**
  - FY 2016 would be \$156,000
  - EXAMPLE: Cumulative 1% annual for each of 3 years would be \$936,000
- **Labor, Trades and Crafts (LTC)**
  - FY 2016 would be \$1,422,800
  - EXAMPLE: Cumulative 1% annual for each of 3 years would be \$8,536,800
- **Alaska Correctional Officer Association (ACOA)**
  - FY 2016 would be \$940,400
  - EXAMPLE: Cumulative 1% annual for each of 3 years would be \$5,642,400
- **Teachers' Education Association of Mt. Edgecumbe (TEAME)**
  - FY 2016 would be \$25,600
  - EXAMPLE: Cumulative 1% annual for each of 3 years would be \$153,600



# DOPLR – CURRENT STATUS OF CONTRACTS

- **Masters, Mates and Pilots (MMP)**
  - Reached tentative agreement but members failed to ratify (voted), then state prevailed in interest arbitration award
- **Marine Engineers' Beneficial Association (MEBA)**
  - Tentative agreement, dispute as to implementation
- **Alaska Correctional Officers Association (ACOA)**
  - Reached tentative agreement (TA) for a cost of living adjustment (COLA) of 1% in 2016, 1% in 2017, and 2.5% in 2018.
- **Labor Trades and Crafts (LTC) - Public Employees, Local 71**
  - Currently in negotiations
- **Teachers' Education Association of Mt. Edgecumbe (TEAME)**
  - Currently in negotiations

# DOPLR - AVERAGE YEARLY BASE SALARY

	<b>Yearly Average Pay*</b>
<b>AVTECTA</b> - Alaska Vocational Technical Teachers Association .....	<b>\$78,665.04</b>
<b>IBU</b> – Inlandboatmen’s Union of the Pacific .....	<b>\$52,820.04</b>
<b>MEBA</b> - Marine Engineers’ Beneficial Association .....	<b>\$73,417.44</b>
<b>MMP</b> - Masters, Mates and Pilots .....	<b>\$84,009.84</b>
<b>PSEA</b> - Public Safety Employees Association.....	<b>\$86,770.68 (AA), \$72,760.20 (AP)</b>
<b>ACOA</b> - Alaska Correctional Officers Association .....	<b>\$61,907.64</b>
<b>LTC</b> - Public Employees, Local 71 .....	<b>\$54,851.88</b>
<b>TEAME</b> – Teachers’ Education Association of Mt. Edgecumbe .....	<b>\$64,038.60</b>
<b>ASEA</b> - Alaska State Employees Association .....	<b>\$57,972.36</b>
<b>APEA</b> - Alaska Public Employees Association .....	<b>\$83,854.08</b>
<b>CEA</b> - Confidential Employees Association .....	<b>\$58,917.96</b>
<b>Non-Covered</b> – Exempt, Partially Exempt and Excluded .....	<b>\$101,689.08</b>

**Average employee benefits percentage is 49%**

\* Includes geographic differential

AA – Troopers; AP – Airport, Police and Fire Officers

*SOURCE: Bargaining Unit Profiles, Permanent Full-Time Members, collected June 30, 2014*

# DOPLR – EXAMPLE MONETARY TERMS

Understanding cost of living allowance (COLA) increases over time...

Year	CPI Increase	ACOA	LTC	ASEA (GGU)
2005	3.1%	2.0	2.0	1.5
2006	3.2%	4.0	2.0	2.0
2007	2.2%	3.0	5.0	4.0
2008	4.6%	3.0	2.0/1.0****	3.0
2009	1.2%	3.0	Lump*****	3.0
2010	1.8%	3.0	2.5*****	1.0****
2011	3.2%	3.0	2.5	2.0*****
2012	2.1%	2.0	2.0	2.0
2013	1.5%	2.0	1.0	1.0
2014	1.6%	2.0	1.0	1.0
<b>TOTAL</b>	<b>24.5%</b>	<b>27%</b>	<b>20%+Lump</b>	<b>20.5%</b>

## Labor, Trades, and Crafts (LTC)

\*\*\*\*2% then 1% for 6m rollover

\*\*\*\*\*3% lump sum calculated on wage grade, 1/2 lump sum

for seasonals and parttime

\*\*\*\*\*conversion to new salary sched w/pay increments

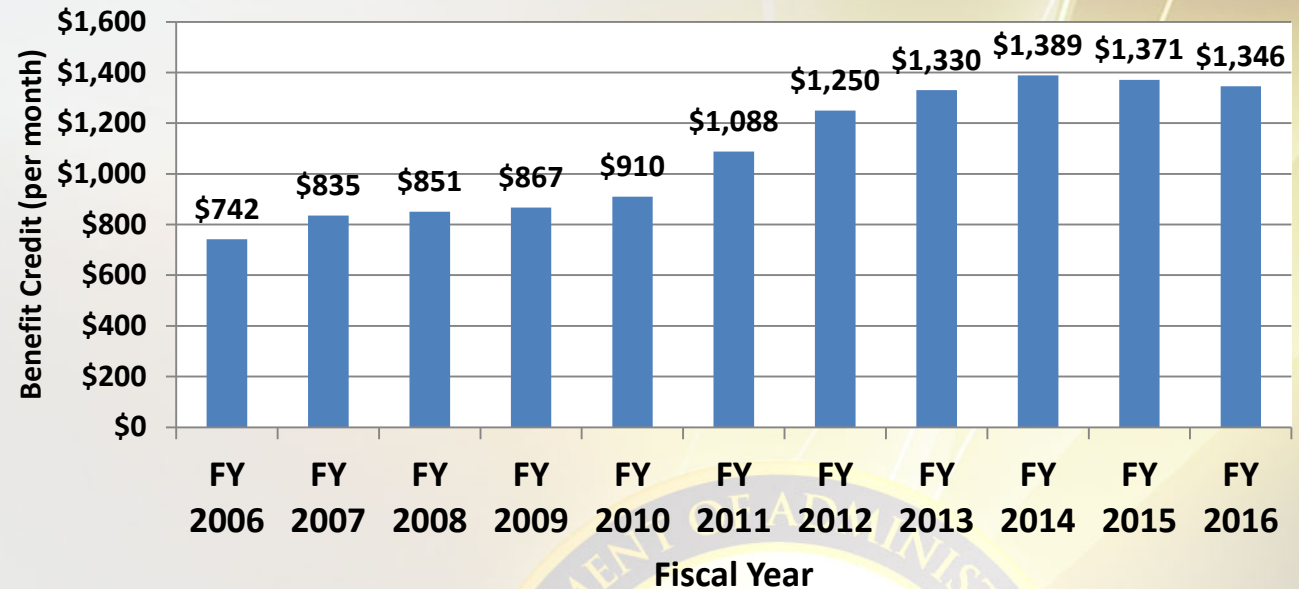
## Alaska State Employees Association (ASEA / GGU)

\*\*\*\*allowed to retain health insurance language

\*\*\*\*\*geo diff adjustments

# DRB - MONTHLY HEALTH INSURANCE BENEFIT CREDIT

- Average annual growth of 7%
- Almost doubled in 10 years
- Increased effort to proactively manage costs
- **FY 2015 & FY 2016 -- beginning to bend the curve down**



## AlaskaCare Health Care Plan – Cost Drivers

- Alaska's high health care costs
  - 2011 AK Health Care Commission: Alaska has highest annual average cost for employee health benefits in US
  - Alaska medical care inflation increasing at a greater rate than overall Alaska inflation.  
(<http://laborstats.alaska.gov/col/col.pdf>)
- Anticipated 36% growth in retiree population between 2012 and 2023, peaking at near 60,000 retirees (not including dependents)
- Providers unwilling to join the AlaskaCare network
- New, expensive pharmaceuticals

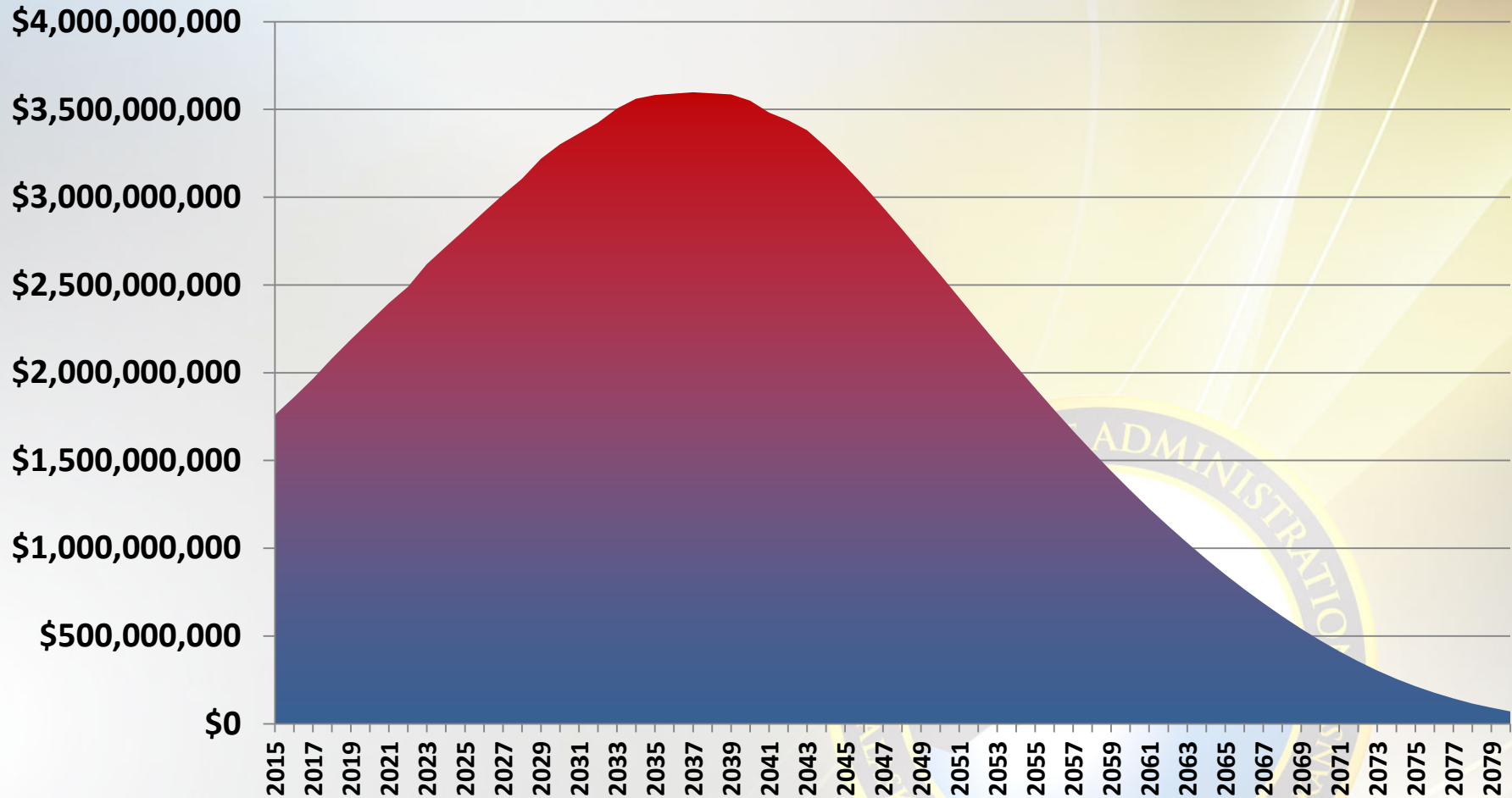
# DRB - AETNA AND MODA



- AlaskaCare -- 84,000 covered lives (active + retiree)
- RFP split into 4 major components awarded 3 to Aetna and one to Moda
  - Introduction of a dental network
  - Use of data warehouse to inform plan decisions
  - Single point of contact concierge team
- **Yearly claim costs: \$656,929,369.92** (FY14, paid through 6/30/14)
- **New networks: proven savings in first year of \$44M** (CY14)

**Goal:** high quality health care at sustainable and reasonable cost to the state and the employee

# DRB - BENEFITS PERS/TRS



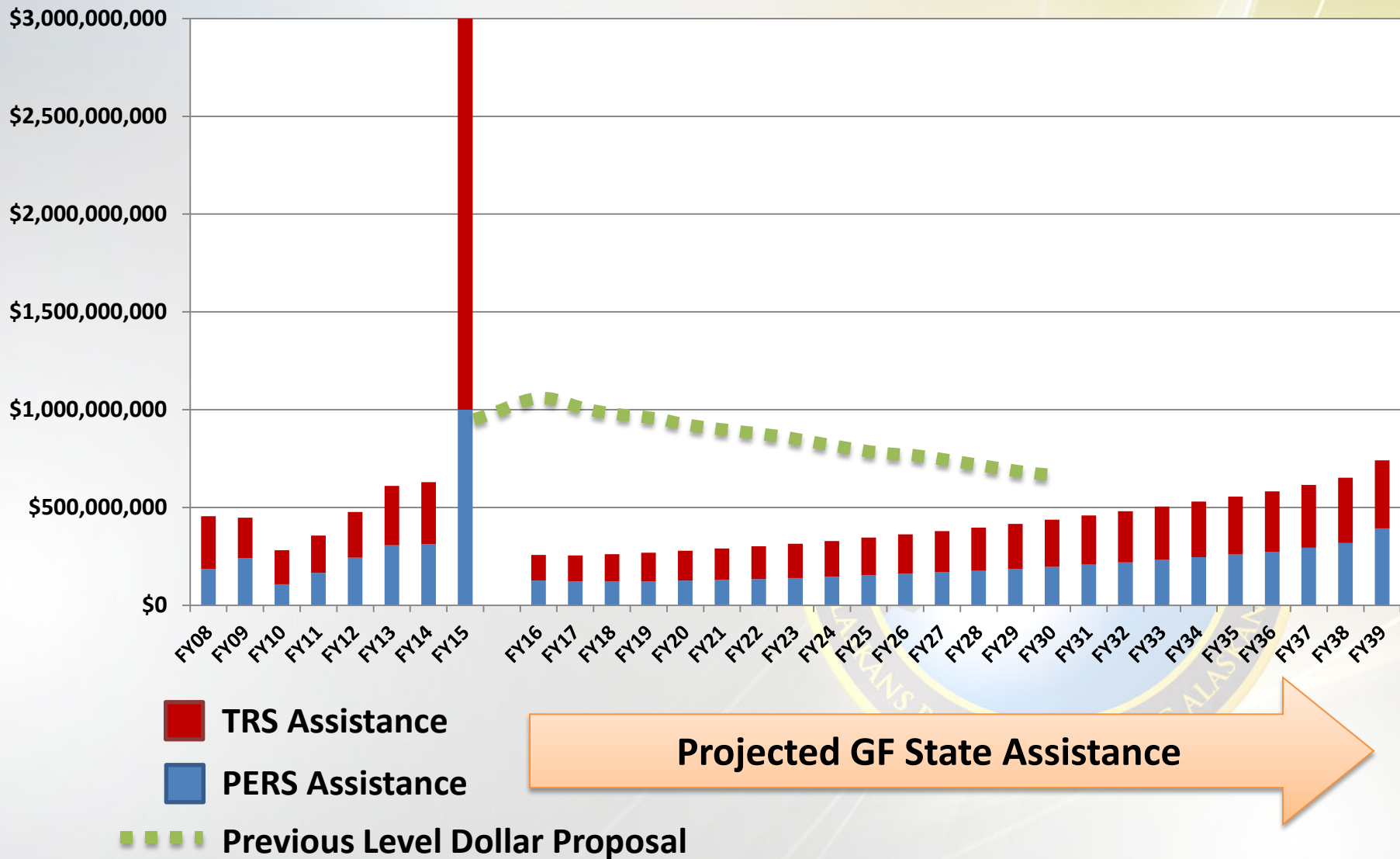
Pay **\$150 billion** in benefits payments over next 70 years

Current PERS/TRS account balance: **\$17.7 billion**

Unfunded Liability: approx **\$10.1 billion**

# DRB - PERS/TRS STATE ASSISTANCE

## PERS/TRS GF State Assistance (SB125 & HB 385)



**Projected GF State Assistance**

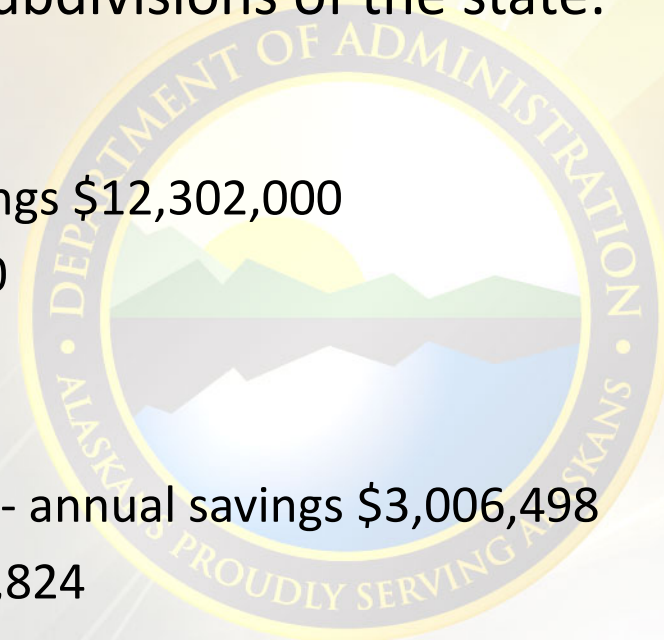
# DGS - SAVINGS IN STATE PURCHASING

The Division of General Services (DGS) awards multi-department contracts for use by all Executive Branch agencies and various political subdivisions of the state.

**The total estimated savings realized by DGS for FY14 is \$58,391,159** with \$41,682,489 being saved by state agencies and the remaining \$16,708,670 being saved by political subdivisions of the state.

## Some examples of state savings:

- PC Contracts (WSCA-NASPO) – annual savings \$12,302,000
- Office Supplies - annual savings \$6,024,460
- Travel - annual savings \$4,857,415
- Copiers - annual savings \$4,470,244
- Fuel: Heating, Diesel, Unleaded, Jet A, etc. - annual savings \$3,006,498
- Systems Furniture – annual savings \$5,267,824

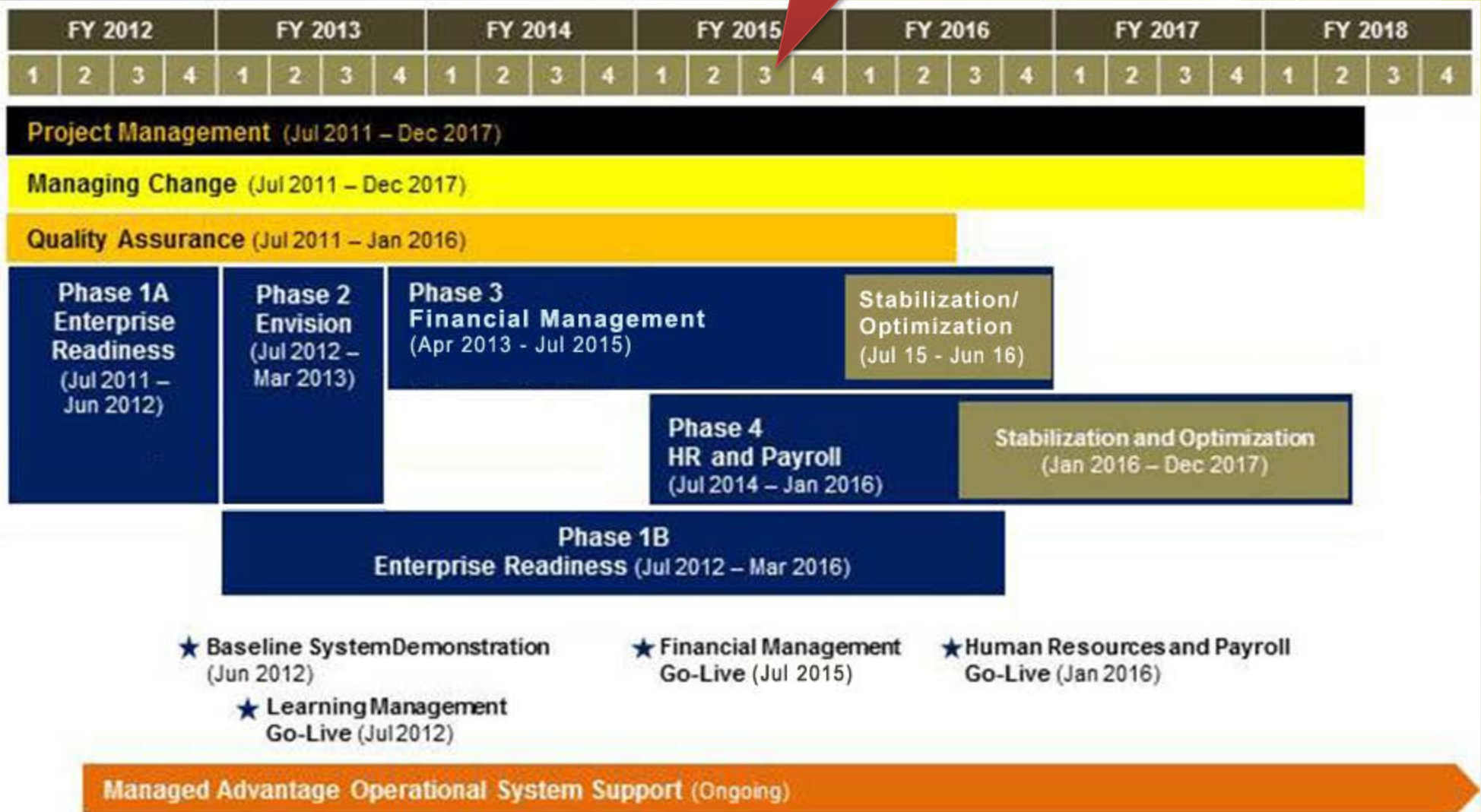




# DOF - IRIS SCHEDULE



*We are currently here...*



# CENTRALIZATION VS. DECENTRALIZATION

## Enterprise Procurement – Small Commodity Pooling *(future partial centralization)*

- Due to the amount of data that IRIS will be collecting on a statewide basis, DOA will be able to monitor and enforce enterprise-wide public procurement principles to ensure that like items are being combined into single orders and that mandatory contracts are used. Additionally, analysis of the data may show industries and commodities being purchased in individual agencies that would benefit from a single statewide contract.
- Automated workflows in IRIS should increase the efficiency of the procurement process by automatically moving a purchase request – or requisition process (RQS) in IRIS - through the various approval levels, reducing the per-transaction cost by an amount to be determined. Historically, a paper-based purchase request can cost up to \$200 to process.
- Over time, protests related to bids or proposals received after the deadline may be reduced due to the nature of submitting online. Because IRIS simply disallows a late bid or proposal from being uploaded, this should mitigate questions regarding timestamps, whether a bid or proposal was mishandled by the state, and so on.
- **FOR EXAMPLE:** Small payments under \$50,000 outnumber large payments by nearly 1,000 to 1 and make up ~\$200 million annually. The accounting codes indicate that about 80% of these payments are for office needs and industrial hardware.

## ETS – SERVICE AND IT COST ISSUES

**Current IT service delivery: Hybrid model based on a centralized (ETS) function and a decentralized department-centric IT function.**

- ETS FY2015 budget ~\$39M
- Agency FY2015 IT budgets ~\$186M
- Total Statewide IT budget FY2015 ~\$225M (excludes “Shadow” IT)

**CURRENT STATE: Agencies work toward IT solutions in a department-centric IT culture that results in inconsistent application of best-practice standards, duplication of effort and sub-optimal results. Enterprise cost savings and strategic planning are very difficult to fully realize.**

- IT Governance continues to be an issue
- ETS cost centers increasingly at odds with budget climate
- Decentralized approach to IT across enterprise increases costs such as mainframe issues:
  - Customers leaving mainframe to hosted solutions, cost shift (i.e. database licensing to fewer agencies)

# CENTRALIZATION VS. DECENTRALIZATION

## Example:

- Enterprise Technology Services (ETS) has identified 180+ servers “closets” or isolated, small scale data centers in silos around the state.
- Each of these locations require their own utilities (cooling and electric), hardware refresh on an annual cycle, disaster recovery, backup power, ongoing maintenance, and staffing.
- Collocating and centralizing state servers to common data centers, where appropriate in urban and rural centers, can save agencies and the state through economies of scale.
- The attendant challenge is providing reasonable agency access and service level agreements that provide for joint coordination, communication and successful program delivery.

**DOA is currently crafting a 5-Year Statewide IT Plan requested by legislative intent language in HB 266 during the 2014 legislative session.**

- **Approach to Information Technology Consolidation – Intelligent Integration**
- **Strategy**
  - Centralize commodity services while keeping expertise in the business units.
  - Drive efficiencies in planning and implementation (no need to re-invent the wheel in each department), purchasing and service delivery.
  - Keep critical knowledge base in the business unit to ensure service delivery is efficiently maintained.

# IT CONSOLIDATION – INTELLIGENT INTEGRATION

## How could Intelligent Integration work?

- Catalog all IT services to identify “Commodity Services”
- Key criteria:
  1. Has this service lost its “uniqueness” to the business unit?
  2. Will savings be realized if the service is centralized?
  3. Decision to buy or build: What’s the best option? In house centralization? Whole or partial outsource?
  4. Periodically refresh the catalog (yesterday’s “unique” is today’s commodity)

**Centralization/standardization may require investment, especially when if central service provider is providing a substantially better service.**

# IT CONSOLIDATION – POTENTIAL COST SAVINGS

## Short and Mid-term commodity candidates

- email hosting and storage
- Data storage
- Mainframe computing
- Standard Business Applications (MS Office Suite)
- Telecom
- Data Center Consolidation
- Desktop Support
- Security

## Potential Long Term candidates

- Business Applications
- Development Platforms

**Reinvestment of a portion of the savings in IT is a key to continued success**



**DGS – BUILDING PORTFOLIO (OWNED)**

<b>BUILDING</b>	<b>LOCATION</b>	<b>AGENCY</b>	<b>S.F.</b>
Linny Pacillo Parking Garage & Office	Anchorage	Multiple	369,000
Robert B Atwood Building	Anchorage	Multiple	338,000
State Office Building & Parking Structure	Juneau	Multiple	287,850
Geological Materials Center Building	Anchorage	DNR	100,908
Fairbanks Regional Office Building	Fairbanks	Multiple	92,942
Palmer State Office Building	Palmer	Multiple	81,525
Dimond Courthouse Building	Juneau	LAW, Courts, DPS	77,000
Alaska Office Building	Juneau	H&SS	57,660
Douglas Island Building	Juneau	F&G, DOC	41,980
Court Plaza Building & Parking Structure	Juneau	Multiple	40,128
AK State Museum & Annex	Juneau	DEED	29,420
3rd Floor Capitol Building	Juneau	GOV	22,720
Community Building	Juneau	DCCED, H&SS	22,400
Viking Drive Building	Anchorage	DOA, DCCED	20,179
Public Safety Building	Juneau	DPS, H&SS, DOA	20,000
Nome State Office Building	Nome	Multiple	16,600
Governor's House	Juneau	GOV	14,400
Archives & Records Building	Juneau	DEED	10,850
		<b>TOTAL</b>	<b>1,643,562</b>

# DGS - UNIVERSAL SPACE STANDARDS (USS)

An evaluation of the space standards -- what's working and what's not working, where there are cost savings and not – will be conducted by the new administration before further implementation in state offices occur.


## PURPOSE OF SPACE STANDARDS

- Through the Western States Contracting Alliance (WSCA) contract the state saves significantly on systems furniture
- New space is designed for teamwork and collaboration among “neighborhoods”
- Natural light for everyone with private offices moved toward the core of buildings
- Shared printers, scanners and copiers reduce the cost of individual units
- Employees can move from one office to another and have the same working experience in any department or agency
- Clean desk policy addresses need for document privacy in agencies



*Before New Standards*

*After New Standards*





**Thank you!**

Visit [www.DOA.alaska.gov](http://www.DOA.alaska.gov)

for more information about our department.

**Questions?**

