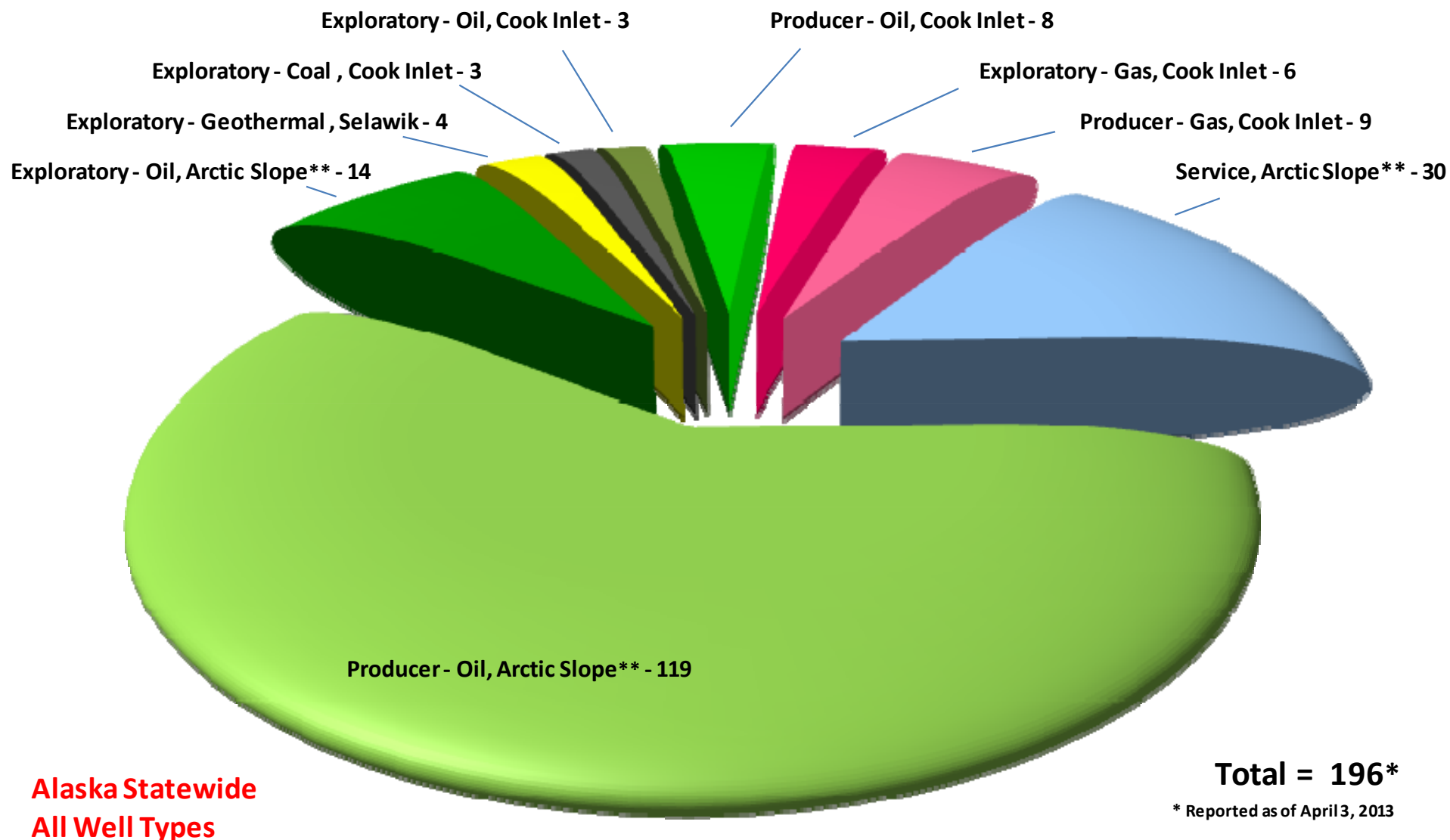
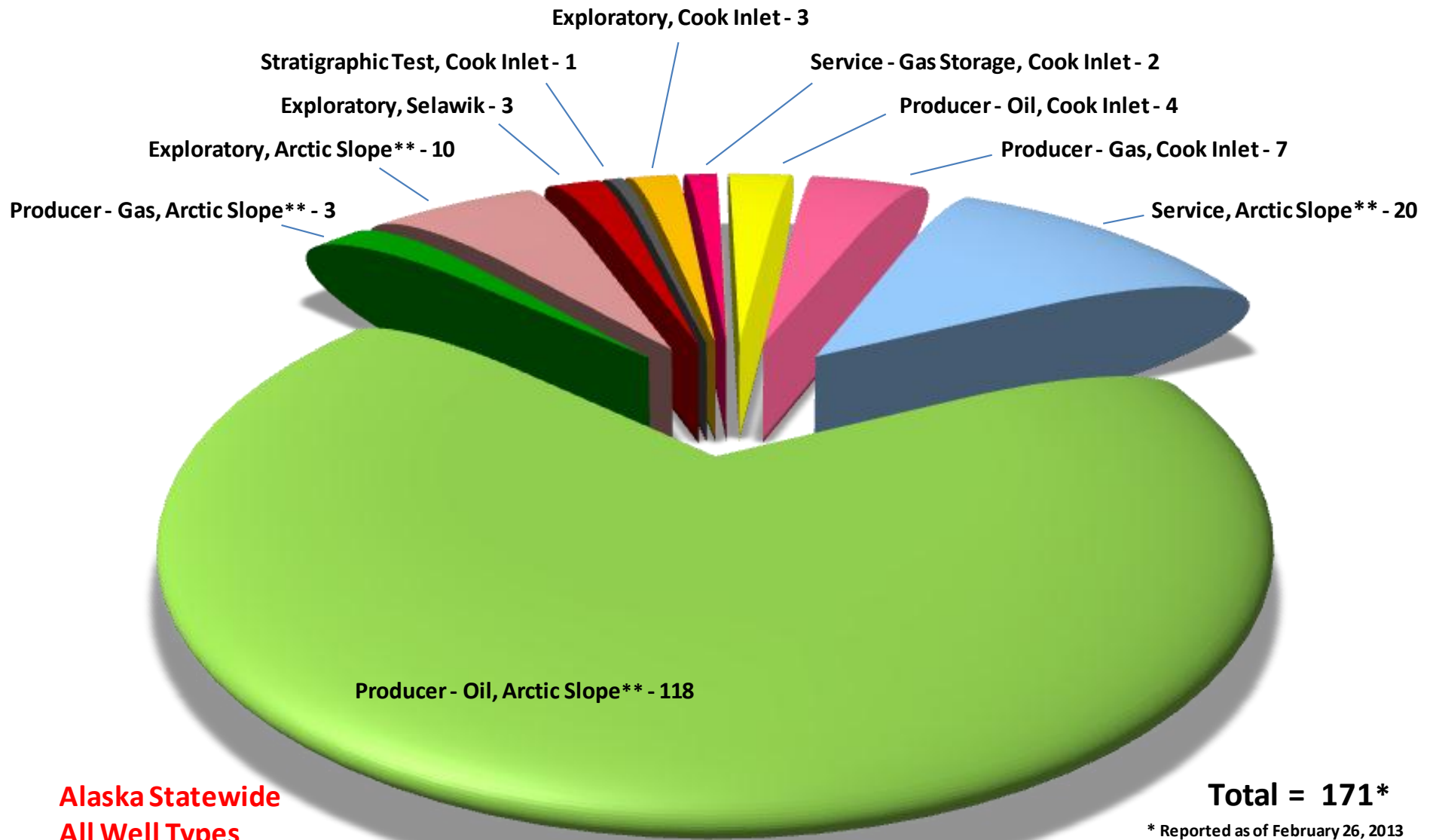


# Alaska 2012: Permits to Drill Approved by AOGCC

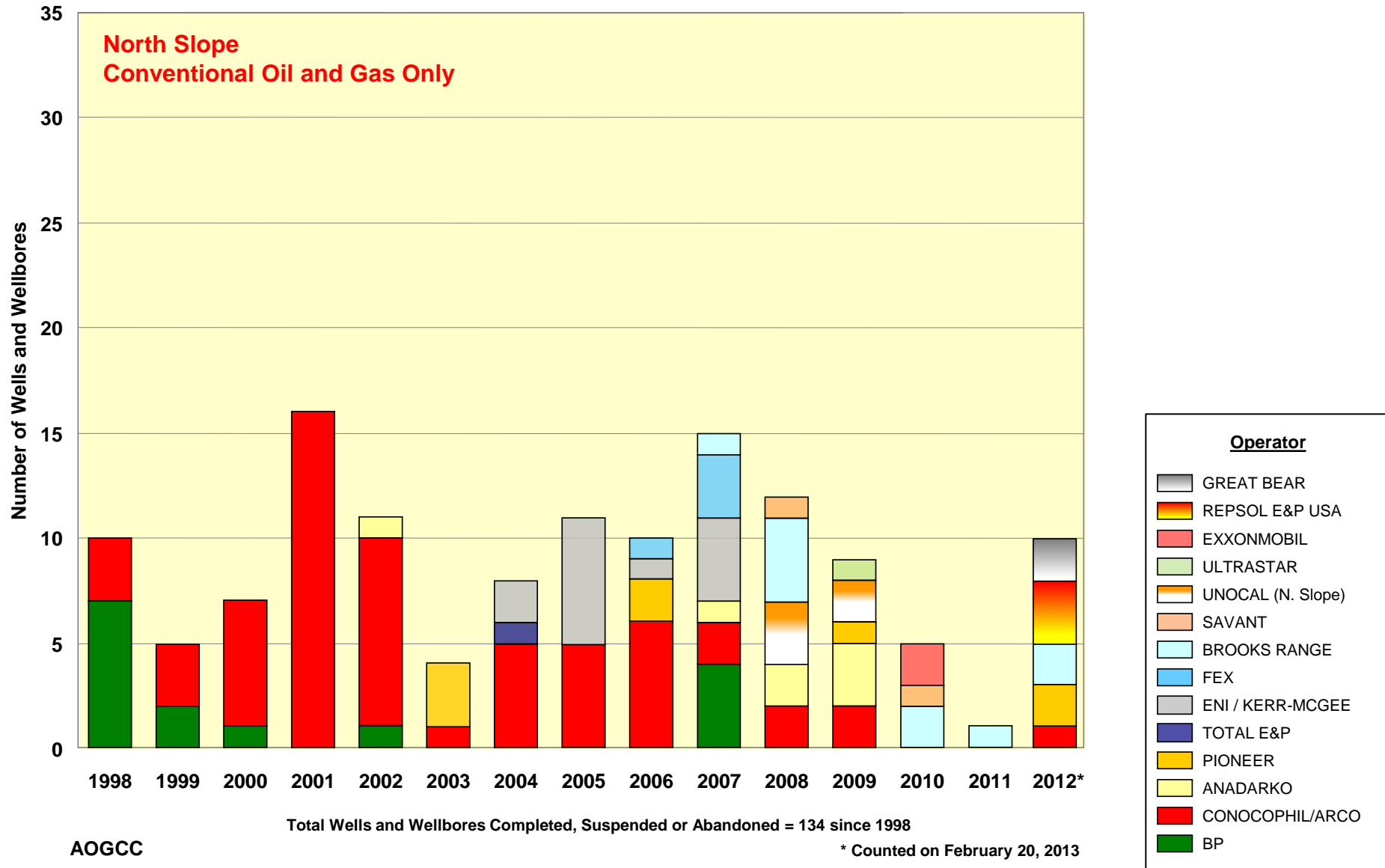


# Alaska 2012: Drilled Wells and Wellbores



# EXPLORATORY (WILDCAT / DELINEATION) WELLS AND WELLBORES

North Slope Oil and Gas: Completed, Suspended or Abandoned (1998 – 2012\*)



# Exploratory Wells and Wellbores Drilled (1998 – 2012\*)

## North Slope: Conventional Oil and Gas Only\*\*

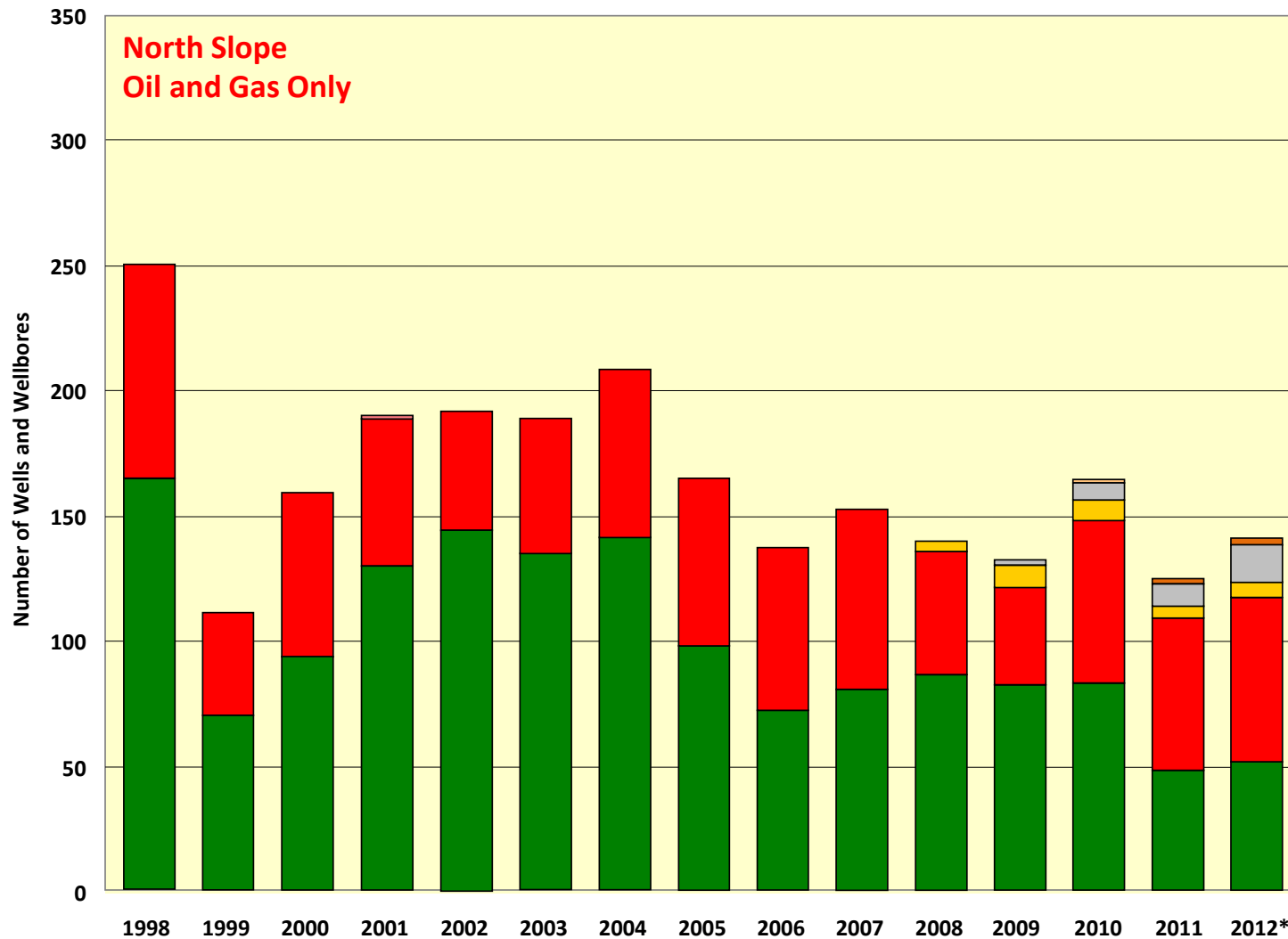
North Slope: Conventional Oil and Gas Only																
Operator	1998	1999	2000	2001	2002	2003	2004	2005	2006	2007	2008	2009	2010	2011	2012	Total
Great Bear															2	2
Repsol															3	3
Ultrastar												1				1
ExxonMobil													2			2
Savant											1		1			2
Brooks Range										1	4		2	1	2	10
Unocal (North Slope)											3	2				5
FEX									1	3						4
Eni / Kerr-McGee							2	6	1	4						13
Total E&P							1									1
Pioneer						3			2			1			2	8
Anadarko					1					1	2	3				7
ConocoPhillips / ARCO	3	3	6	16	9	1	5	5	6	2	2	2			1	61
BP	7	2	1		1					4						15
Yearly Totals for Conventional Oil and Gas Permits	10	5	7	16	11	4	8	11	10	15	12	9	5	1	10	134

Total Wells and Wellbores Completed, Suspended or Abandoned = 134 since 1998

\*\*Does not include coal- or shale-bed gas or gas hydrate wells


# Development & Service Wells and Wellbores Drilled (1998 – 2012\*)

North Slope: Conventional Oil and Gas Only\*\*



Total Wells and Wellbores Completed, Suspended or Abandoned = 2,456 since 1998

\*\*Does not include coal- or shale-bed gas, underground coal gasification, or geothermal



# Development & Service Wells and Wellbores Drilled (1998 – 2012\*)

## North Slope: Conventional Oil and Gas Only\*\*

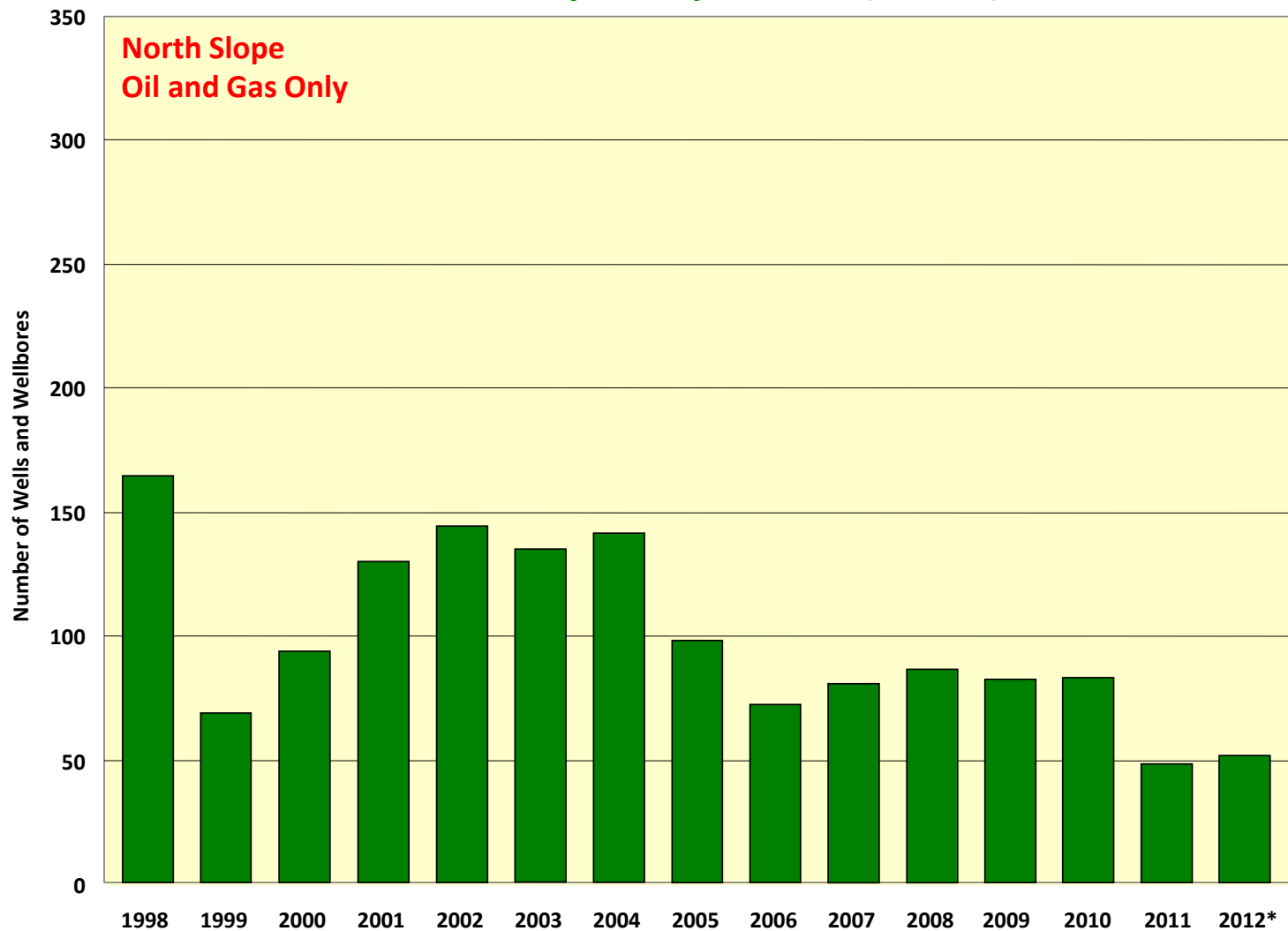
Development & Service Wells/Wellbores Completed, Suspended or Abandoned (1998 – 2012)																
North Slope: Conventional Oil and Gas Only																
Operator	1998	1999	2000	2001	2002	2003	2004	2005	2006	2007	2008	2009	2010	2011	2012	Total
North Slope Borough														2	3	5
ExxonMobil				1												1
Savant													1			1
Eni / Kerr-McGee												2	7	9	15	33
Pioneer											4	9	8	5	6	32
ConocoPhillips / ARCO	86	41	66	59	47	54	67	67	65	72	49	39	65	61	66	904
BP	165	69	94	130	145	135	141	98	72	81	86	82	83	48	51	1,480
Yearly Totals for Conventional Oil and Gas Permits	251	110	160	190	192	189	208	165	137	153	139	132	164	125	141	2,456

Total Wells and Wellbores Completed, Suspended or Abandoned = 2,456 since 1998

# Development & Service Wells and Wellbores Drilled (1998 – 2012\*)

North Slope: Oil and Gas Only\*\*

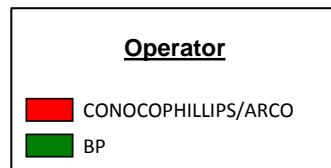
by BP Exploration (Alaska), Inc.



Total Wells and Wellbores Completed, Suspended or Abandoned = 1,480 since 1998

\*\*Does not include coal- or shale-bed gas, underground coal gasification, or geothermal

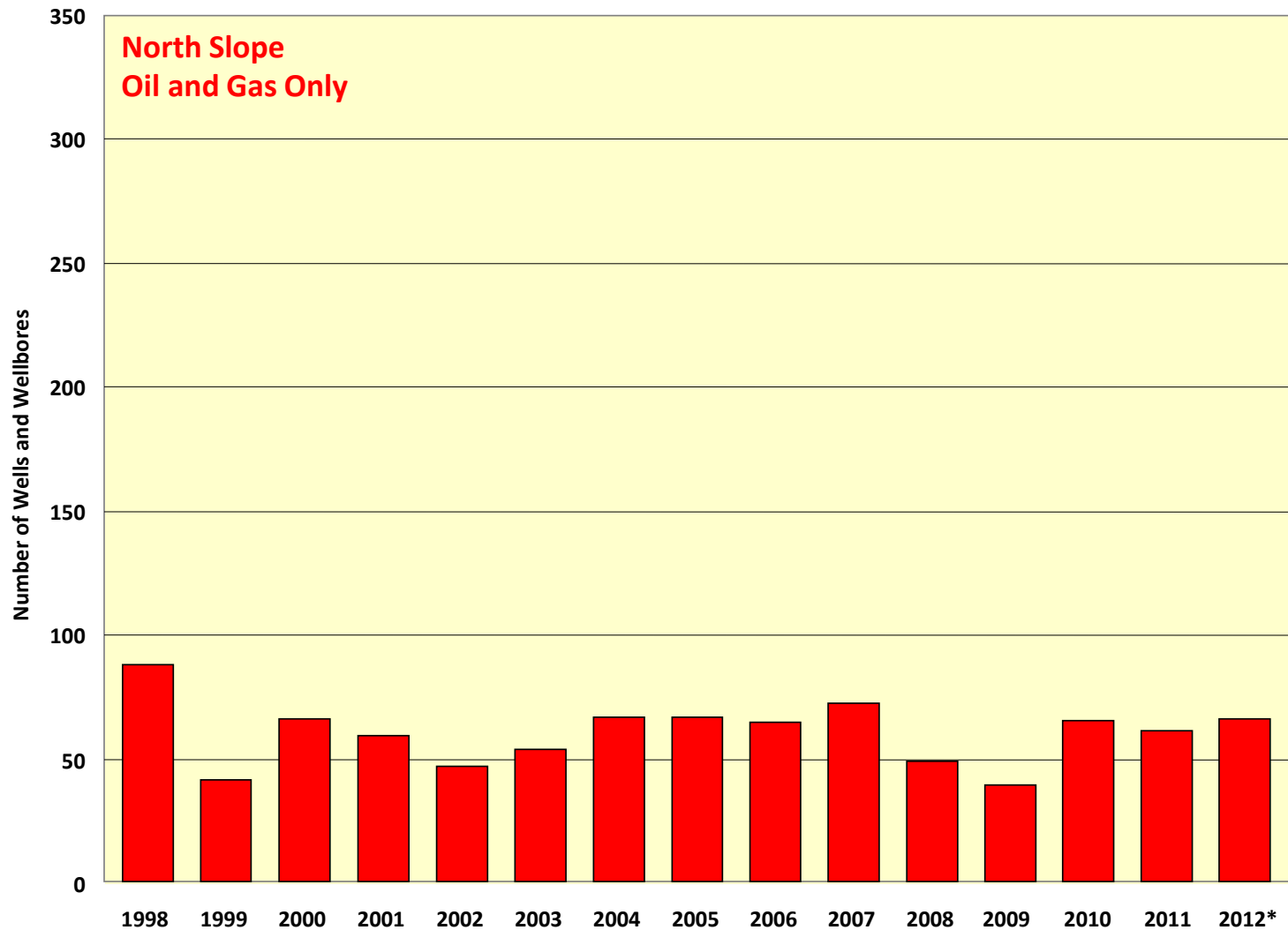
\* Counted on February 14, 2013



# Development & Service Wells and Wellbores Drilled (1998 – 2012\*)

North Slope: Oil and Gas Only\*\*

by ConocoPhillips Alaska, Inc.



Total Wells and Wellbores Completed, Suspended or Abandoned = 904 since 1998

\*\*Does not include coal- or shale-bed gas, underground coal gasification, or geothermal

\* Counted on February 14, 2013

