

# Alaska Department of Fish & Game Overview



House Finance Committee  
January 30, 2013

# Mission Statement

- Based upon the Alaska State Constitution (Article 8) and Alaska Statutes (Title 16)
  - To protect, maintain, and improve the fish, game, and aquatic plant resources of the state, and manage their uses and development in the best interest of the economy and the well-being of the people of the state, consistent with the sustained yield principle.

# **The Constitution of the State of Alaska**

## **Article 8 - Natural Resources**

### **§ 4. Sustained Yield**

Fish, forests, wildlife, grasslands, and all other replenishable resources belonging to the State shall be utilized, developed, and maintained on the sustained yield principle, subject to preferences among beneficial uses.

## **The Alaska Statutes**

### **Title 16. FISH AND GAME**

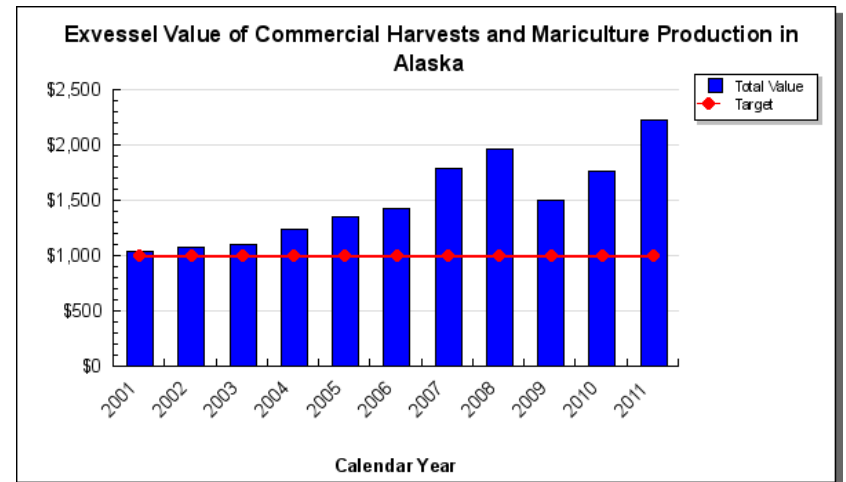
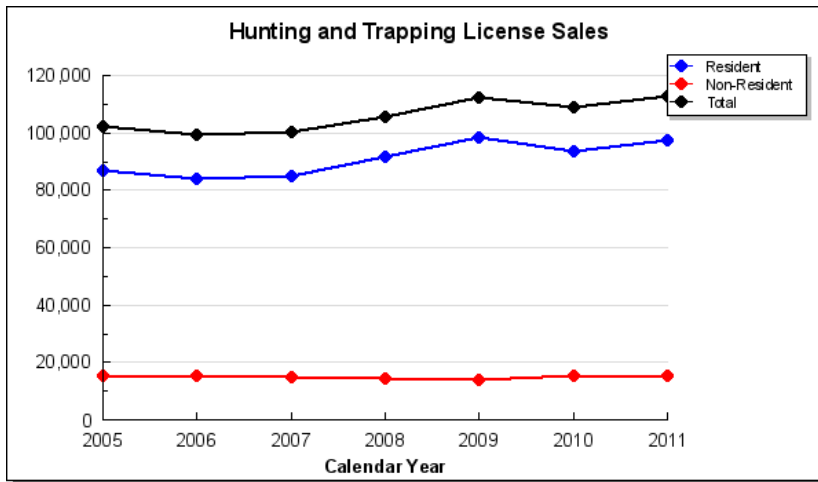
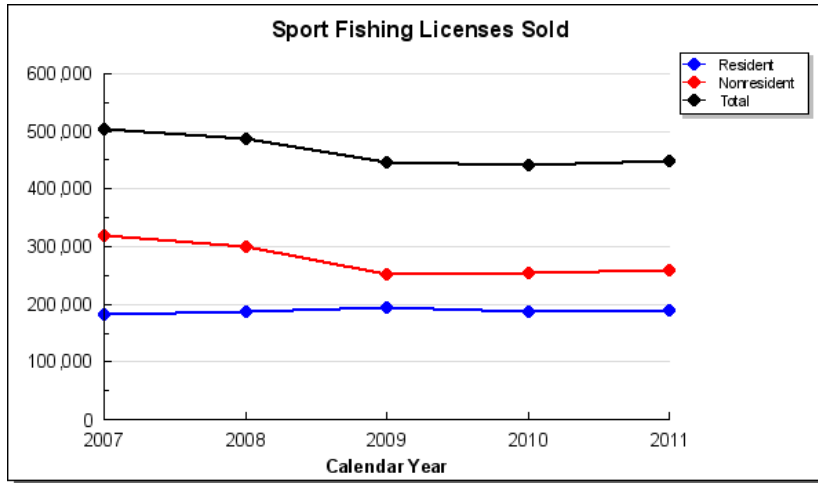
Sec. 16.05.020. Functions of commissioner.

(2) manage, protect, maintain, improve, and extend the fish, game and aquatic plant resources of the state in the interest of the economy and general well-being of the state;

# ADF&G Core Services

- **Harvest Management**: provide opportunity to utilize fish and wildlife resources
- **Stock Assessment**: Ensure sustainability and harvestable surplus of fish and wildlife resources
- **Customer Service**: Provide information to all customers
- **Public Involvement**: Involve the public in management of fish and wildlife resources
- **State Sovereignty**: Protect the state's sovereignty to manage fish and wildlife resources
- **Habitat Protection**: Protect important fish and wildlife habitat during permit and project review

# Harvest Management



# Alaska Department of Fish and Game Organizational Chart



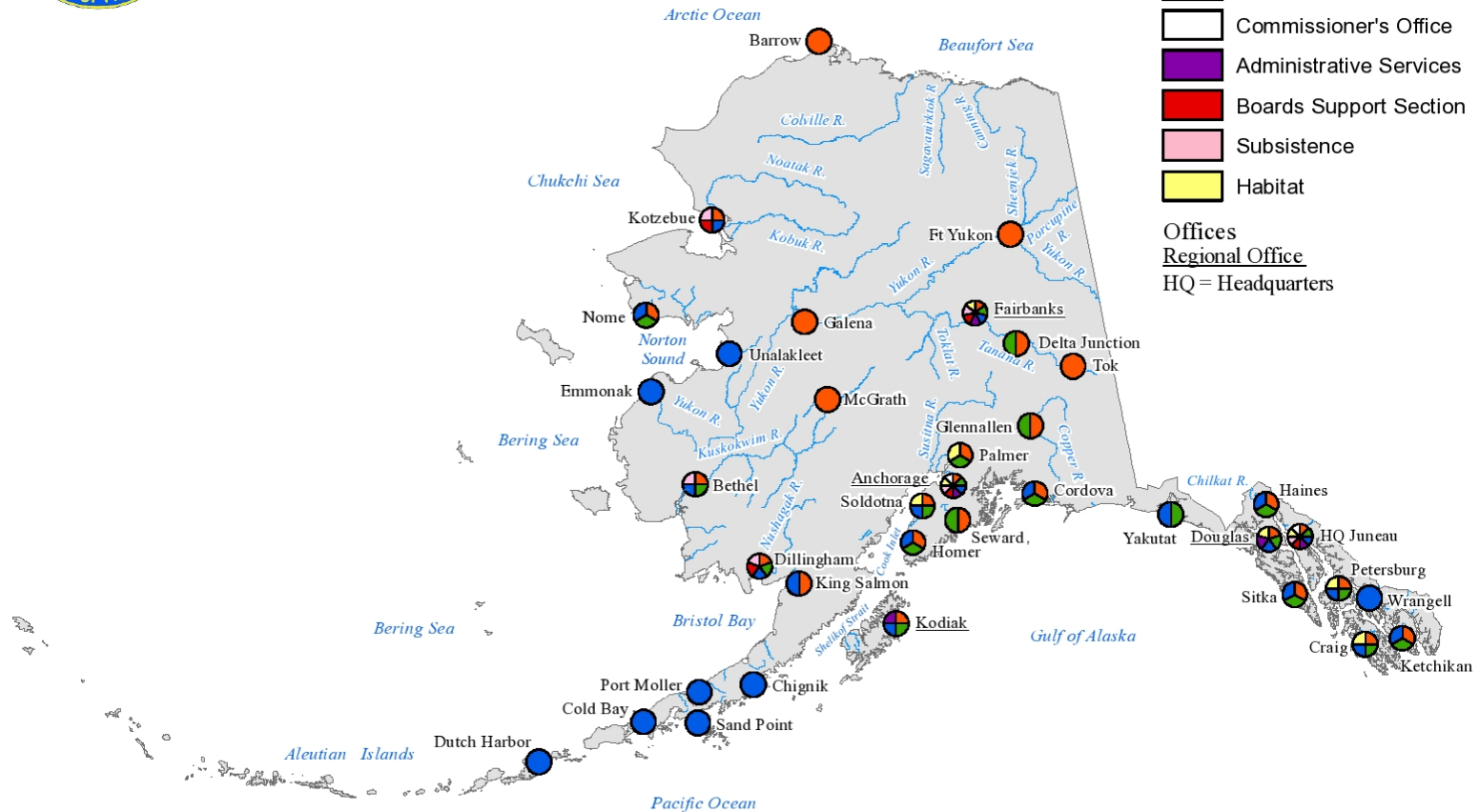


## Alaska Department of Fish and Game Regional and Area Offices

ADF&G Divisions

- Commercial Fisheries
- Sport Fish
- Wildlife Conservation
- Commissioner's Office
- Administrative Services
- Boards Support Section
- Subsistence
- Habitat

Offices  
Regional Office  
 HQ = Headquarters



0 100 200 300 400 500 Miles

# Divisions of ADF&G

## Commissioner's Office

11 permanent full time  
positions

\$1,855.7 FY2014 Operating  
Request

1% of ADF&G's Operating  
Budget





# Divisions of ADF&G

## Commercial Fisheries

311 permanent full time  
positions

439 permanent part time /  
seasonal positions

\$72,382.6 FY2014 Operating  
Request

34% of ADF&G's Operating  
Budget



# Divisions of ADF&G

## Sport Fish

218 permanent full time  
positions

179 permanent part time /  
seasonal positions

\$50,053.6 FY2014 Operating  
Request

23% of ADF&G's Operating  
Budget



# Divisions of ADF&G

## Wildlife Conservation

203 permanent full time  
positions

57 permanent part time /  
seasonal positions

\$46,984.7 FY2014 Operating  
Request

22% of ADF&G's Operating  
Budget



# Divisions of ADF&G

## Subsistence

33 permanent full time  
positions

20 permanent part time /  
seasonal positions

\$7,719.3 FY2014 Operating  
Request

4% ADF&G's Operating Budget





# Divisions of ADF&G

## Habitat

47 permanent full time  
positions

3 permanent part time /  
seasonal positions

\$6,768.5 FY2014 Operating  
Request

3% of ADF&G's Operating  
Budget



# Divisions of ADF&G


## Administrative Services

71 permanent full time positions

11 permanent part time /  
seasonal positions

\$12,527.1 FY2014 Operating  
Request

6% of ADF&G's Operating Budget



# Divisions of ADF&G

## Boards Support Section

6 permanent full time positions

5 permanent part time /  
seasonal positions

\$2,108.1 FY2014 Operating  
Request

1% of ADF&G's Operating  
Budget



# Independent Agencies

## **Commercial Fisheries Entry Commission**

28 permanent full time positions  
4 permanent part time /  
seasonal positions  
\$4,313.2 FY2014 Operating  
Request  
2% of ADF&G's Operating Budget

## **Exxon Valdez Oil Spill Trustee Council**

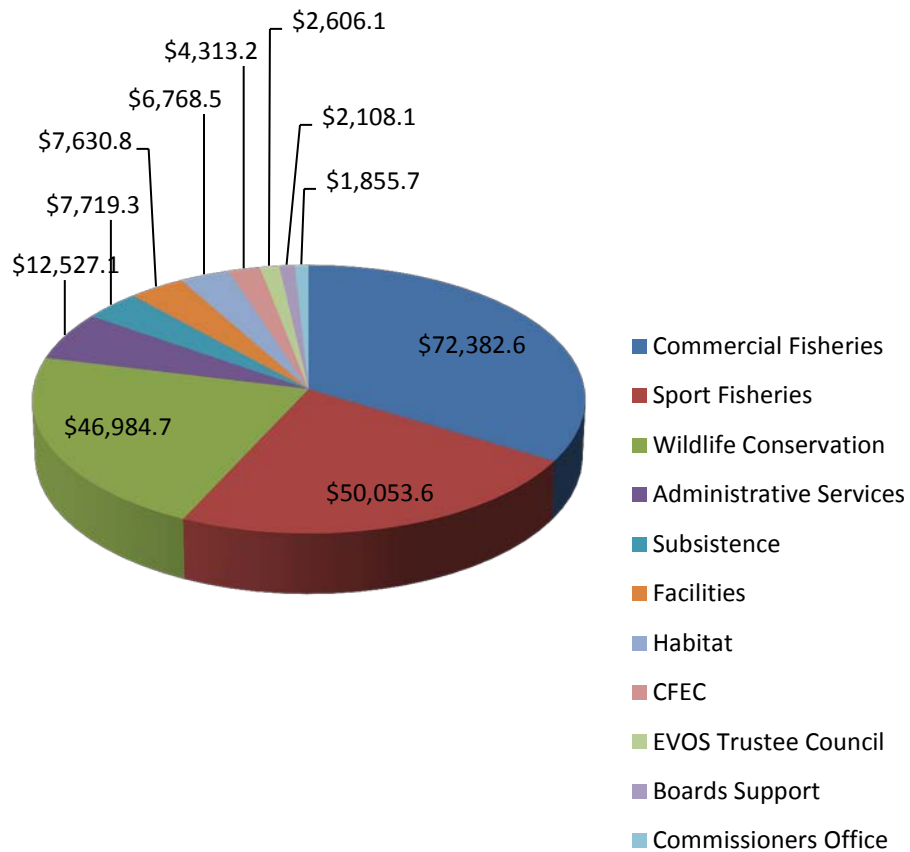
5 permanent full time positions  
\$2,606.1 FY13 Operating Request  
1% of ADF&G's Operating Budget



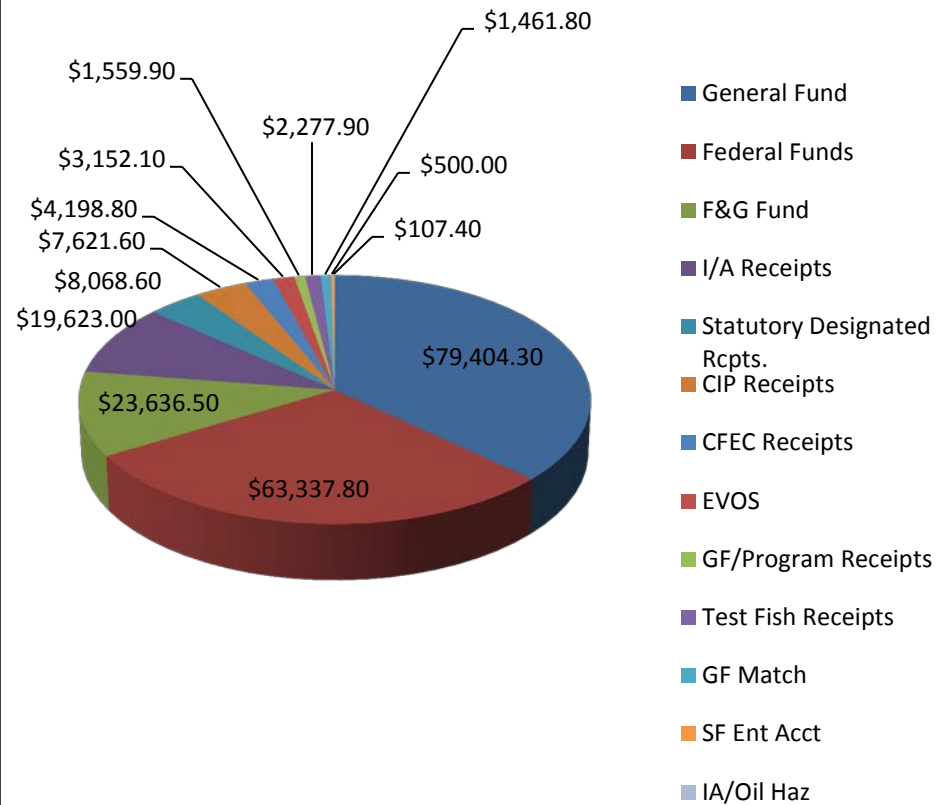
# FY2014 Budget By Division & Fund Source

(\$214,949.7)

**FY2014 Budget By Division**



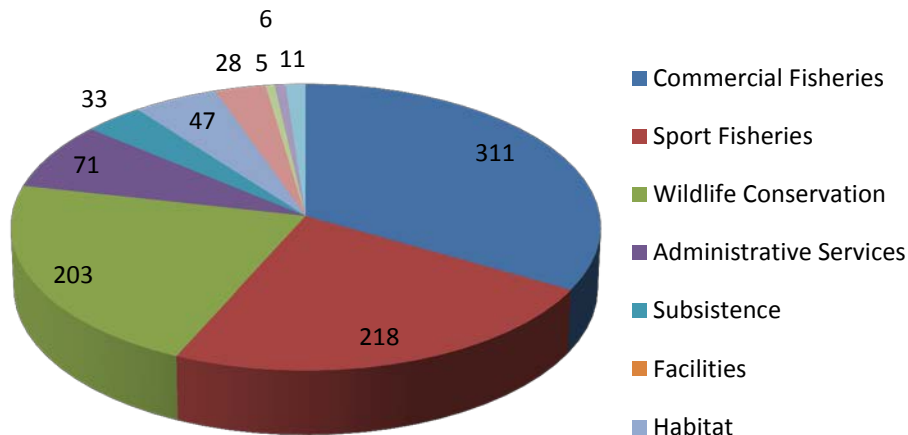
**FY2014 Budget By Fund Source**



# FY2014 Budgeted Positions

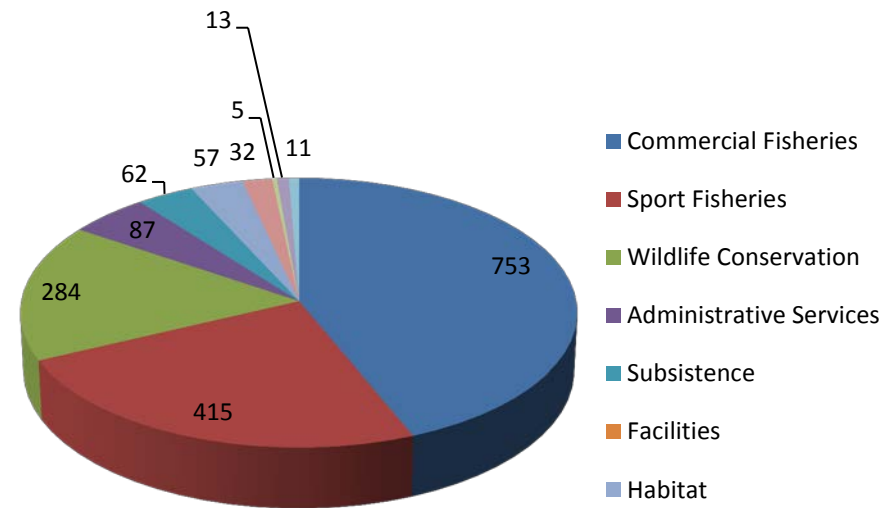
**FY2014 Full-Time Positions**

(933)



**FY2014 Total Positions**

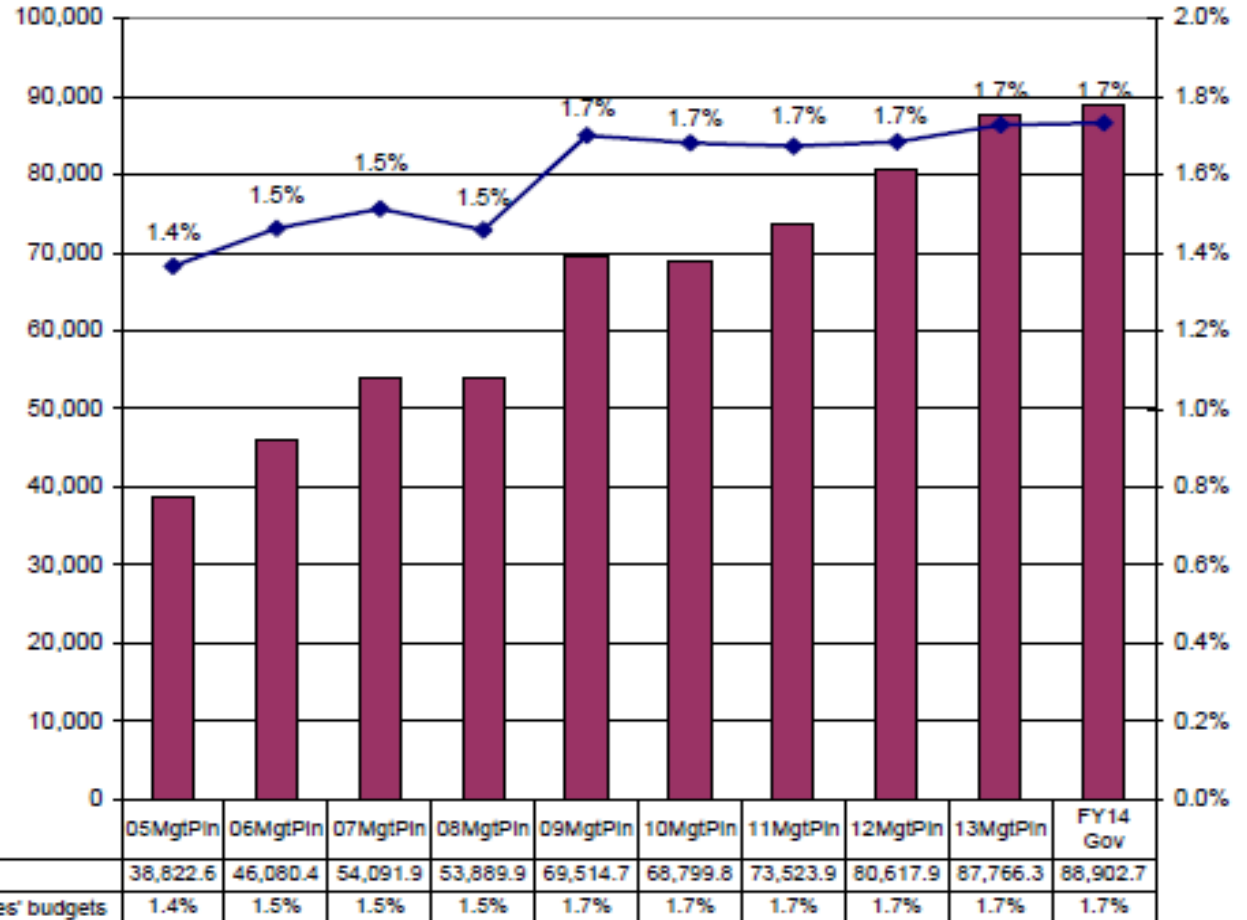
(1,719)



**Department of Fish & Game's Budget Compared to All Agencies' Budgets**  
(GF Only)  
(\$ Thousands)

The Department's GF budget grew by \$50.1 million between FY05 and FY14 Governor's Request -- an average annual growth rate of 9.6%.

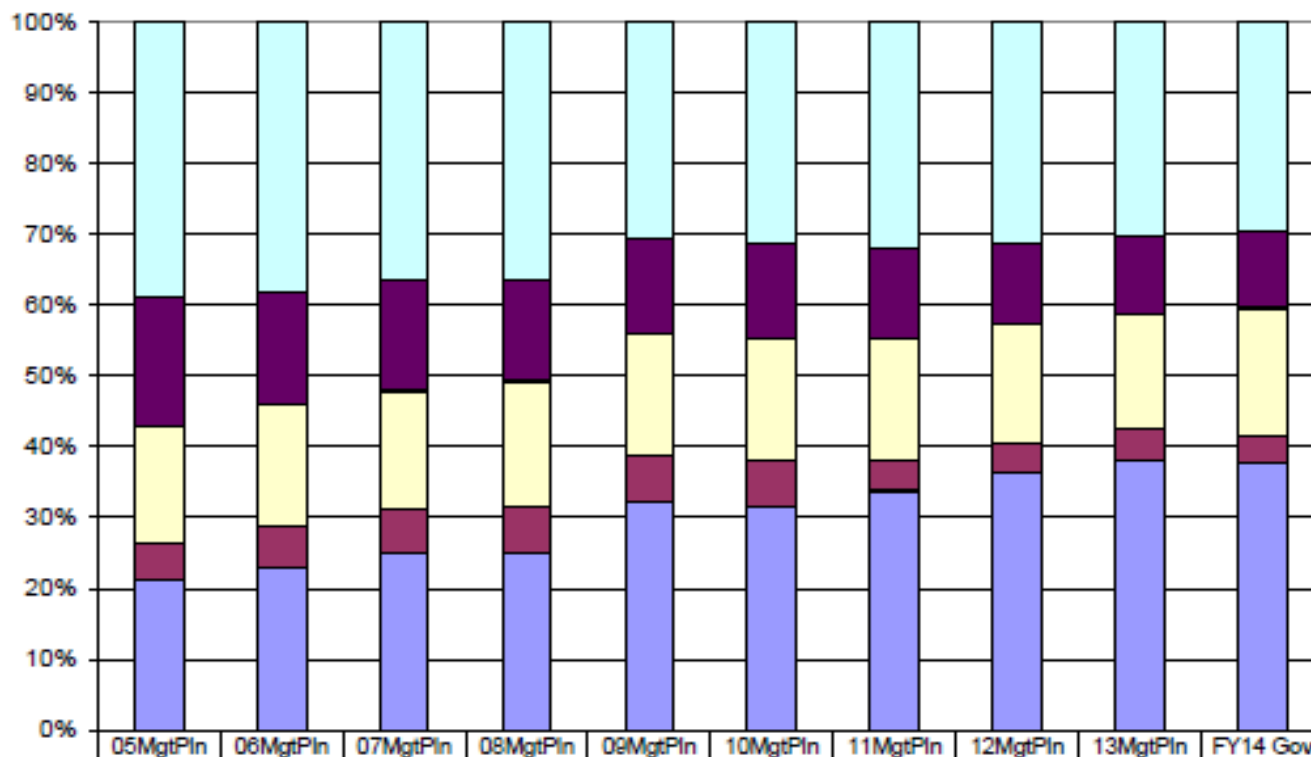
The Department's total FY14 Governor's Request GF budget equals \$271 per resident worker.\*



\* According to the Department of Labor, there were 328,611 resident workers in Alaska in 2010.

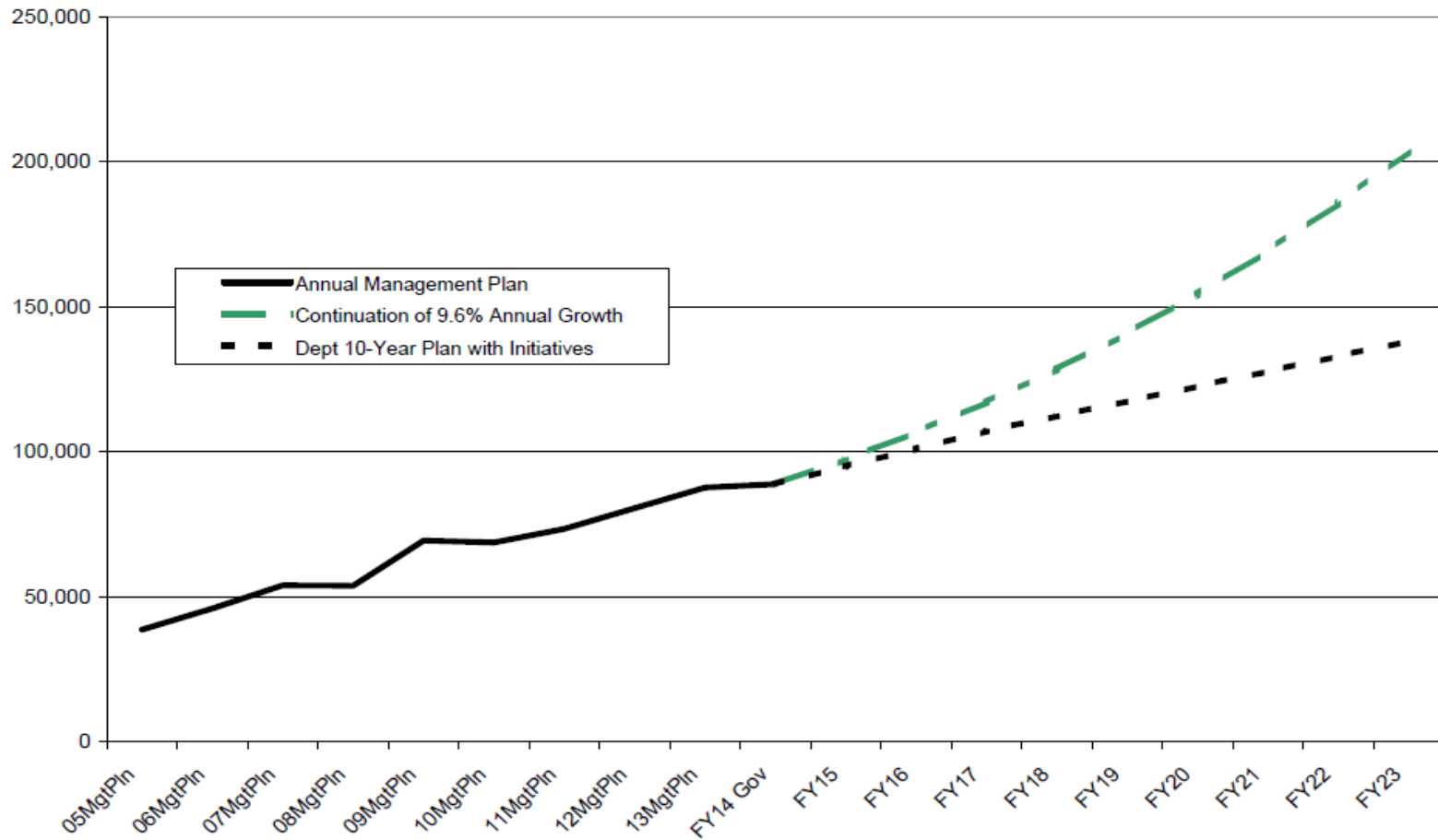
**Department of Fish & Game**  
**Percent of the Total Department's Budget by Fund Group**  
**(All Funds)**  
**(\$ Thousands)**

The percentage of general funds (UGF & DGF) in the Department's budget was 26% in FY05 and is 41% in the FY14 Governor's Request.



□ Federal Receipts (Fed)	56,996.9	61,116.6	63,432.6	62,151.8	54,950.3	56,836.2	62,139.1	62,199.7	62,359.6	63,337.8
■ 1024 Fish/Game (Other)	26,719.0	25,318.7	26,834.8	24,663.4	24,469.1	24,393.8	24,306.2	23,013.1	23,013.1	23,636.5
□ Other State Funds (Other)	24,132.1	27,333.4	28,716.4	30,340.2	31,110.4	31,161.9	33,577.5	33,304.1	33,304.1	39,072.7
■ Designated General (DGF)	7,886.0	9,494.9	11,016.7	11,124.2	11,426.8	11,502.3	8,185.0	8,371.2	9,506.7	8,036.6
■ Unrestricted General (UGF)	30,936.6	36,585.5	43,075.2	42,765.7	58,087.9	57,297.5	65,338.9	72,246.7	78,259.6	80,866.1

**Department of Fish & Game**  
**Continued Budget Growth Compared to 10-Year Plan**  
 (GF Only)  
 (\$ Thousands)

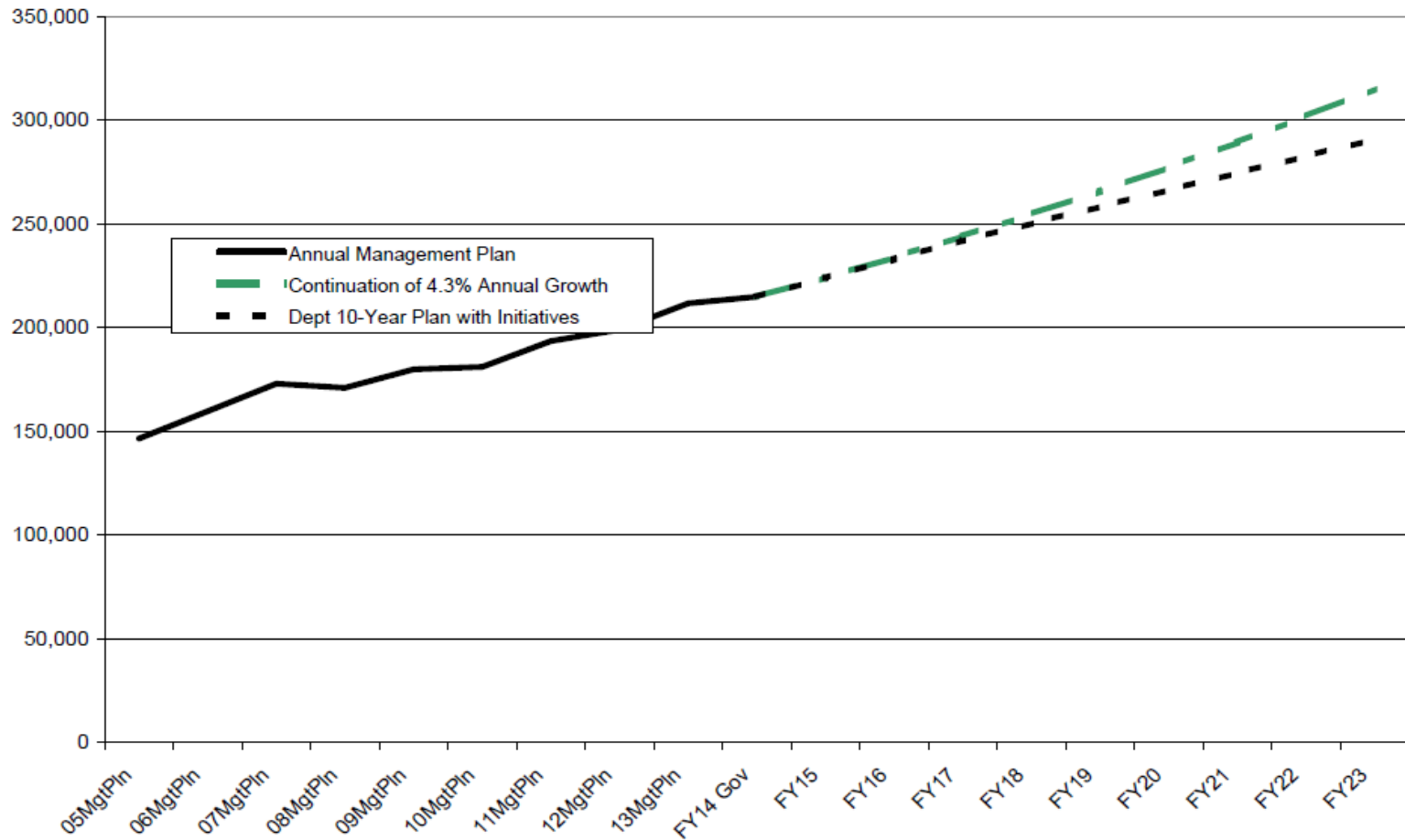


1/22/2013

*Legislative Finance Division*

1 of 2

**Department of Fish & Game**  
**Continued Budget Growth Compared to 10-Year Plan**  
**(All Funds)**  
**(\$ Thousands)**



1/22/2013

*Legislative Finance Division*

2 of 2

# ***Major Accomplishments in 2012***

**Improvements to Salmon Research**

**Intensive Management**

**Subsistence Harvest Surveys**

**Habitat Permitting**

**Sport Fish Hatchery Production**

# ***Issues and Challenges***

**Chinook Salmon Abundance and Productivity**

**Increased Fishing and Economic Opportunities**

**Reductions in Salmon Management Tools**

**State Sovereignty and Endangered Species Issues**

**Invasive Species**

**Licensing Modernization**



# Highlights in Operating Budget for FY2014

- Division of Commercial Fisheries
  - Salmon Research and Management Projects \$1,150.0
    - ✓ Southeast Salmon Stock Identification Projects (\$550.0)
    - ✓ Central Region Susitna River Drainage Sockeye Project (\$155.0)
    - ✓ AYK Region Assessment of Annual Salmon Escapement (\$300.0)
    - ✓ Westward Region Salmon Assessment Projects (\$150.0)
- Division of Sport Fish
  - Shift Aquatic Resources Project to General Funds \$ 570.0
- Division of Wildlife Conservation
  - Wildlife Population Assessment and Species Research \$2,500.0
- Division of Habitat
  - Title 16 and 41 Pre-Project Reviews and Permitting \$ 185.0

# FY2014 Capital Projects Request

## New Projects and Initiatives

- Chinook Salmon Initiative; \$10,000.0 GF
- Aerial Photocensus Capability to Monitor Wildlife Population Size; \$750.0 GF
- Economic Impacts and Contributions of Sport Fishing in Alaska Survey; \$250.0 GF
- Fish and Game Licensing Modernization; \$775.0 GF

## Other Recurring Capital Projects

- Sport Fish Recreational Boating Access; \$2,250.0 Federal, \$750.0 GF
- Deferred Maintenance, Renewal, Repair and Equipment; \$1,355.0 GF
- Facilities, Vessels and Aircraft Maintenance, Repair and Upgrades; \$500.0 GF

# Contacts

Commissioner Cora Campbell

- 465-4100

Deputy Commissioner Kevin Brooks

- 465-6138

Legislative Liaison Ben Mulligan

- 465-6137