

(e.g. Donors, Politicians, Corporations and more)



Outside Spending

Campaign contributions and lobbying expenditures are not the only ways that money is used influence public policy decisions.

Thus far, outside groups (parties, super PACs, corporations, unions, other groups, etc.) have spent **\$55,573,113** during the 2012 election cycle to run ads, make phone calls, distribute literature and engage in other activities to sway the electorate about candidates and issues.

Organizations not directly affiliated with political parties accounted for **\$51,794,091** of that amount, of which **\$45,012,210** was spent by 305 super PACs.

A January 2010 Supreme Court decision (*Citizens United v. Federal Election Commission*) now permits corporations and unions to make such expenditures from their treasuries directly and through other organizations. The decision allows such activity to take place without complete or immediate disclosure of who funds such communications, preventing voters from understanding who is truly behind many political messages.

[Read more...](#)

Select a cycle: 2012

Top Groups Making Outside Expenditures in 2012 Elections, Excluding Party Committees

Organization	Total	View*	Independent Expenditures	Elec Comm	Comm Costs	Super PAC	527s†	501c
Restore Our Future	\$17,534,037	C	\$17,534,037	\$0	\$0	x		
Winning Our Future	\$8,838,997	C	\$8,838,997	\$0	\$0	x		
Make Us Great Again	\$3,959,824	C	\$3,959,824	\$0	\$0	x		
Endorse Liberty	\$3,347,176	C	\$3,347,176	\$0	\$0	x		
Our Destiny PAC	\$2,453,204	C	\$2,453,204	\$0	\$0	x		
Red, White & Blue	\$1,954,534	C	\$1,954,534	\$0	\$0	x		
Ending Spending	\$1,742,479	C	\$0	\$1,742,479	\$0	x		x
House Majority PAC	\$1,812,169	L	\$1,812,169	\$0	\$0	x		
Senate Conservatives Fund	\$1,064,555	C	\$1,064,555	\$0	\$0			
American Crossroads	\$1,064,223	C	\$1,064,223	\$0	\$0	x		

[VIEW ALL GROUPS](#)

* C = Conservative, L = Liberal

† Indicates that this organization has a 527 committee registered with the IRS. The committee's 527 spending outside of electioneering communications is NOT included in these totals. [Read more about 527s.](#)

Top 2012 Races Attracting Outside Spending, Excluding Party Committees

Race	Total	For Dems	Against Dems	For Repubs	Against Repubs
President	\$43,528,889	\$32,857	\$1,461,187	\$19,967,918	\$22,018,847
New York District 28	\$1,519,007	\$173,341	\$313,449	\$68,917	\$883,300
Texas Senate	\$1,103,173	\$0	\$0	\$634,413	\$468,760
Nebraska Senate	\$717,409	\$408,345	\$742	\$310,322	\$0
Oregon District 1	\$684,485	\$57,334	\$0	\$13,051	\$594,100
Nevada District 2	\$298,139	\$0	\$188,952	\$104,937	\$2,250
New York District 9	\$270,442	\$0	\$68,555	\$39,231	\$162,656
Iowa District 3	\$208,664	\$0	\$0	\$0	\$208,664
Utah Senate	\$188,539	\$0	\$0	\$51,351	\$135,188
Massachusetts Senate	\$168,017	\$10,017	\$0	\$0	\$158,000

[VIEW ALL RACES](#)

Why don't the numbers add up?

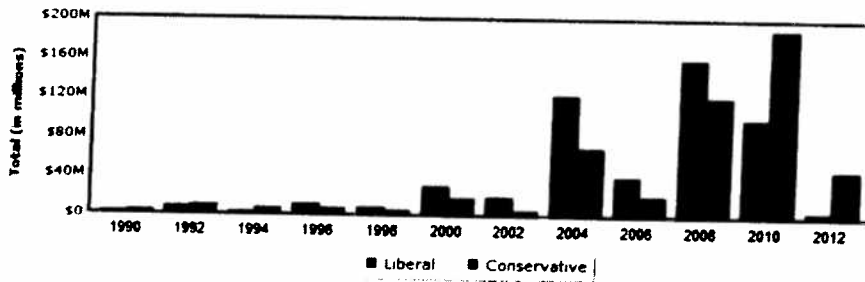
Top 2012 Candidates Attracting Outside Expenditures, Excluding Party Committees

Candidate	Race	Total	For Dem	Against Dem	For Repub	Against Repub	Results
Gingrich, Newt (R)	PRES	\$19,805,570	\$0	\$0	\$3,317,794	\$16,487,776	
Romney, Mitt (R)	PRES	\$8,912,582	\$0	\$0	\$3,913,502	\$4,999,080	
Perry, Rick (R)	PRES	\$3,984,824	\$0	\$0	\$3,984,824	\$0	
Paul, Ron (R)	PRES	\$3,857,090	\$0	\$0	\$3,724,100	\$132,990	
Santorum, Rick (R)	PRES	\$2,511,525	\$0	\$0	\$2,112,524	\$399,001	
Huntsman, Jon (R)	PRES	\$2,453,454	\$0	\$0	\$2,453,454	\$0	
Obama, Barack (D)	PRES	\$1,522,126	\$32,657	\$1,461,187	\$0	\$0	
Corwin, Jane (R)	NY28	\$649,611	\$0	\$0	\$68,917	\$480,694	
Cruz, Ted (R)	TXS2	\$634,413	\$0	\$0	\$634,413	\$0	
Comities, Robert (R)	OR01	\$607,151	\$0	\$0	\$13,051	\$594,100	

[VIEW ALL CANDIDATES](#)

GROUP FILTER: [Excluding Party Committees](#) | [All Groups](#)

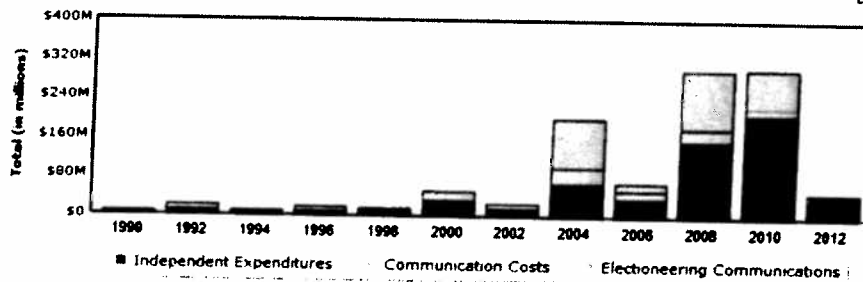
Total Liberal vs. Conservative Outside Spending, Excluding Party Committees



Total Outside Spending by Election Cycle, Excluding Party Committees

See: [entire cycle](#) | [Year-to-date](#)

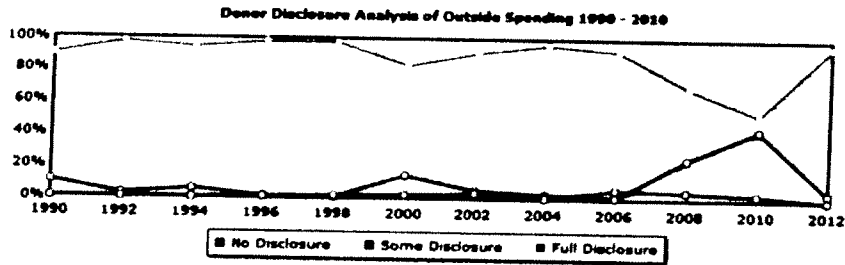
Download:



Cycle	Total	Independent Expenditures	Electioneering Communications	Communication Costs
2012	\$51,794,091	\$49,804,457	\$1,918,698	\$70,936
2010	\$304,879,091	\$210,912,167	\$79,958,557	\$13,806,367
2008	\$301,879,829	\$158,841,894	\$119,258,138	\$25,581,897
2006	\$68,852,502	\$37,394,589	\$15,152,328	\$16,305,587
2004	\$200,102,202	\$68,718,443	\$100,218,129	\$31,167,630
2002	\$27,289,285	\$16,588,844	N/A	\$10,700,441
2000	\$50,798,592	\$33,034,831	N/A	\$17,761,961
1998	\$15,191,107	\$10,266,937	N/A	\$4,924,170
1996	\$17,884,043	\$10,187,742	N/A	\$7,718,301
1994	\$9,538,844	\$5,219,215	N/A	\$4,318,829
1992	\$19,835,123	\$10,947,342	N/A	\$8,687,781
1990	\$7,213,219	\$5,650,524	N/A	\$1,562,695

[Show/Hide 1990-2004 cycles](#)

Outside Spending by Disclosure, Excluding Party Committees



Feel free to distribute or cite this material, but please credit the Center for Responsive Politics. For permission to reprint for commercial uses, such as textbooks, contact the Center.

The Center for Responsive Politics
 Except for the [Revolving Door](#) section, content on this site is licensed under a
[Creative Commons Attribution-NonCommercial-Share Alike 3.0 United States License](#)
 by OpenSecrets.org. To request permission for commercial use, please [contact us](#).
 Politicians & Elections

- Presidential
- Congress
- Congressional Committees
- Congressional Elections
- Personal Finances
- Outside Spending
- Earmarks
- Political Parties
- 2012 Overview
- Historical Elections
- Get Local!
- Donor Lookup

Influence & Lobbying

- Interest Groups
- Lobbying
- Revolving Door
- PACs
- Heavy Hitters
- National Donor Profiles
- 527s

News & Analysis

- OpenSecrets Blog
- OpenSecrets Reports
- OpenSecrets Mailbag
- OpenSecrets in the News
- Center Press Releases
- Issue Profiles
- Disclosure and Research Resources
- Mail List Sign-up

Resources

- Learn
- Create
- Community

About Us

- Mission
- About the Site
- Board
- Staff
- Awards & Accolades
- Funders
- Financial Information
- Employment
- Internships
- Training Opportunities
- Testimonials
- Contact Us
- Donate



OpenSecrets.org is your nonpartisan guide to money's influence on U.S. elections and public policy. Whether you're a voter, journalist, activist, student or interested citizen, use our free site to shine light on your government.

Count Cash & Make Change.