

Table 1: Funding History of the TraCS Program

Fiscal Year	Title	Purpose	Amount of Funding	Funding Source
FY2008	TraCS Project Management w/DOT&PF	Programming contractor and training	\$44,211	Capital Improvement Project Receipts
FY2009	Mobile Data Computers	Purchase equipment	\$480,000	General Fund ⁽¹⁾
FY2010	Mobile Data Computers	Purchase equipment	\$240,000	General Fund ⁽²⁾
FY2010	TraCS Training Program RSA w/DOT&PF	Attend conference	\$1,237	Capital Improvement Project Receipts
FY2011	Alaska State Troopers Mobile Data Computers	Purchase equipment	\$250,000	General Fund ⁽³⁾
FY2011	TraCS Equipment w/DMV	Purchase and deploy equipment	\$519,383	Interagency Receipts
FY2011	TraCS Training Program RSA w/DOT&PF	Attend conference	\$1,561	Capital Improvement Project Receipts
FY2011	TraCS Training Program RSA w/DOT&PF	Attend conference	\$1,301	Capital Improvement Project Receipts
FY2012	National TraCS Training w/DOT&PF	Attend conference	\$5,000	Capital Improvement Project Receipts
FY2012	National TraCS Training w/DOT&PF	Attend conference	\$2,319	Capital Improvement Project Receipts
FY2012	TraCS Equipment w/DMV	Purchase and deploy equipment	\$31,609	Interagency Receipts
FY2012	TraCS Statewide Training w/DOT&PF	Programming contractor and training	\$203,759	Capital Improvement Project Receipts
FY2013	TraCS Equipment w/DMV	Purchase and deploy equipment	\$891,300	Interagency Receipts
FY2013	TraCS Training Program w/DOT&PF	Programming contractor and training	\$215,000	Capital Improvement Project Receipts
Total			\$2,886,680	
<p>Note: A Reimbursable Services Agreement, or RSA, is an agreement or contract between two state agencies (or between appropriations within one agency) wherein one agency provides a service and the other agency provides funds in payment for the service. An RSA is allowed only when the requesting agency does not have the skills, expertise, or capability to carry out the necessary work or service.</p> <p>(1) Chapter 29 SLA 2008.</p> <p>(2) Chapter 15 SLA 2009.</p> <p>(3) Chapter 43 SLA 2010.</p> <p>Ms. Howell did not provide us with citations for the projects funded with Interagency Receipts and Capital Improvement Project receipts.</p> <p>Source: Kelly Howell, Special Assistant to the Commissioner, Alaska Department of Public Safety, 907-465-4336.</p>				

In Table 2, we provide a summary of the number of State Troopers and local law enforcement personnel in the state.

Table 2: Law Enforcement Officers and Civilian Staff in Alaska, 2012

Agency	Law Enforcement Officers	Civilian Employees	Total
Alaska Department of Public Safety	399	238	637
Fish and Wildlife	93	49	142
Troopers	306	189	495
Alcohol Beverage Control Board	0	0	0
Anchorage Airport Police	58	2	60
Anchorage Police Department	372	139	511
Anvik Police Department	0	0	0
Bethel Police Department	13	10	23
Bristol Bay Police Department	4	5	9
Cordova Police Department	5	7	12
Craig Police Department	5	5	10
Dillingham Department of Public Safety	6	12	18
Emmonak Police Department	0	0	0
Fairbanks Airport Police	25	7	32
Fairbanks Police Department	47	3	50
Fort Yukon Police Department	0	0	0
Galena Police Department	1	0	1
Haines Police Department	5	5	10
Homer Police Department	13	10	23
Hoonah Police Department	2	3	5
Juneau Police Department	48	31	79
Kake Police Department	0	0	0
Kenai Police Department	19	9	28
Ketchikan Police Department	22	12	34
King Cove Police Department	4	1	5
Klawock Police Department	3	0	3
Kodiak Police Department	17	22	39
Kotzebue Police Department	8	10	18
Metlakatla Police Department	0	0	0
Nome Police Department	8	6	14
North Pole Police Department	12	1	13
North Slope Borough DPS	38	26	64
Palmer Police Department	14	14	28
Petersburg Police Department	8	7	15
Saint Paul Dept. of Public Safety	0	0	0
Sand Point Police Department	3	2	5

Table 2 is continued on the following page.

Table 2 continued: Law Enforcement Officers and Civilian Staff in Alaska, 2012

Agency	Law Enforcement Officers	Civilian Employees	Total
Seldovia Police Department	0	0	0
Seward Police Department	10	14	24
Sitka Police Department	15	14	29
Skagway Police Department	4	5	9
Soldotna Police Department	14	3	17
Togiak Police Department	0	0	0
Unalaska Dept. of Public Safety	12	16	28
University of Alaska Anchorage PD	14	8	22
University of Alaska Fairbanks PD	10	5	15
Valdez Police Department	11	0	11
Wasilla Police Department	22	23	45
Whittier Police Department	4	0	4
Wrangell Police Department	7	7	14
Yakutat Police Department	4	1	5
Total	40	1030	1,286
Notes: These data are collected through the Alaska Department of Public Safety's Uniform Crime Reporting Program. Not all law enforcement agencies are represented in the table; however, the communities served by the agencies included in this table represent about 99 percent of the State's population. This table does not include Village Public Safety Officers. Source: Kathryn Monfreda, Chief, Criminal Records and Identification Bureau, Alaska Department of Public Safety, 907-269-5581.			

We hope this is helpful. If you have questions or need additional information, please let us know.

1030 currently
 87 will use it soon
 176 Not using it.
 176

The list of agencies across Alaska currently using TraCS are as follows:

Department of Public Safety, Anchorage Airport Police, Bethel Police Department, Cordova Police Department, Fairbanks Airport Police, Haines Police Department, Homer Police Department, Juneau Police Department, Kenai Police Department, Kodiak Police Department, North Slope Borough Police Department, Nome Police Department, Palmer Police Department, Seward Police Department, Skagway Police Department, Soldotna Police Department, University of Anchorage Police, University of Fairbanks Police, Valdez Police Department, Wasilla Police Department and Whittier Police Department. Anchorage Police Department (is using another electronic solution).

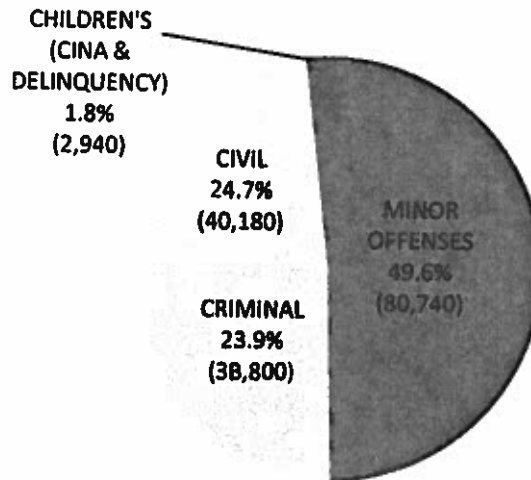
We expect that the following agencies will be using TraCS within the year:

Craig Police Department, Hoonah Police Department, Ketchikan Police Department, Kotzebue Police Department and Sand Point Police Department.


Lt. Kat Peterson. DPS
TraCS Steering Committee Chair

FY11 FILINGS STATEWIDE

SUPERIOR AND DISTRICT COURTS COMBINED (162,647 total trial court cases filed in FY11)

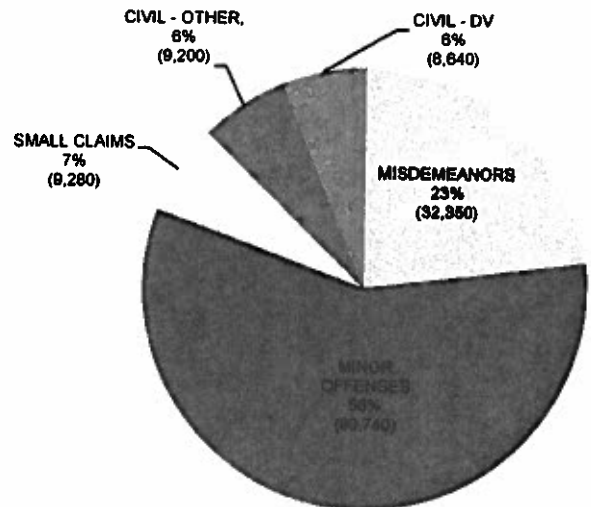


SUPERIOR COURT FILINGS (42 judges) (22,440 superior court cases filed in FY11)



[In addition to 6450 new felony case filings, superior courts handled 4500 felony PTRPs in FY11]

DISTRICT COURT FILINGS (23 judges & 43 magistrates and masters; 140,207 district court cases filed in FY11)



[31% of MO citations statewide were filed electronically]

Numbers of case filings rounded to nearest ten; percentages rounded to the nearest whole percent in superior and district court pie charts.