

Health Care Services

Innovation & Change

Margaret Brodie, Director



Division of Health Care Services



Mission

To manage health care coverage for Alaskans in need.

Vision

Alaskan individuals, families and communities are safe and healthy.

Service Philosophy

Deliver the right care to the right person at the right time for the right price.

Division of Health Care Services



Core Services

Provide access and oversight to the full range of appropriate Medicaid health care services.

Assure the full range of health care services information is available to our customers.

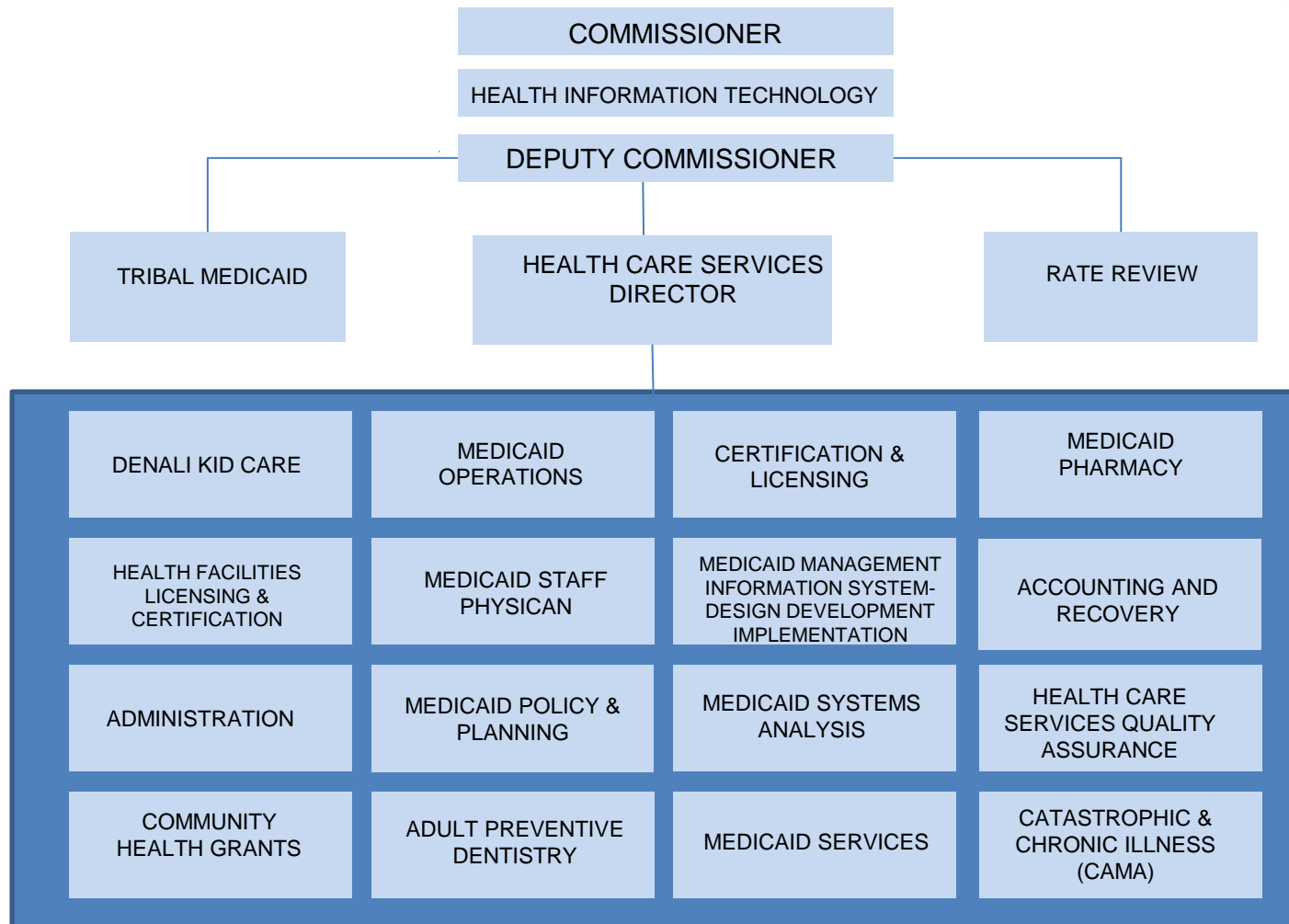
Protect Alaska's most vulnerable populations

The division's major goal is to provide support services through management efficiencies and the capitalization of Medicaid financing.

Division of Health Care Services



Division of Health Care Services Organization Chart



Division of Health Care Services



Authorized positions increased by 31 since FY05:

FY05:

PFTs: 35

PPTs: 0

Health Care Services Authorized Positions (FY05-FY14)

FY14 Authorized Positions 143:

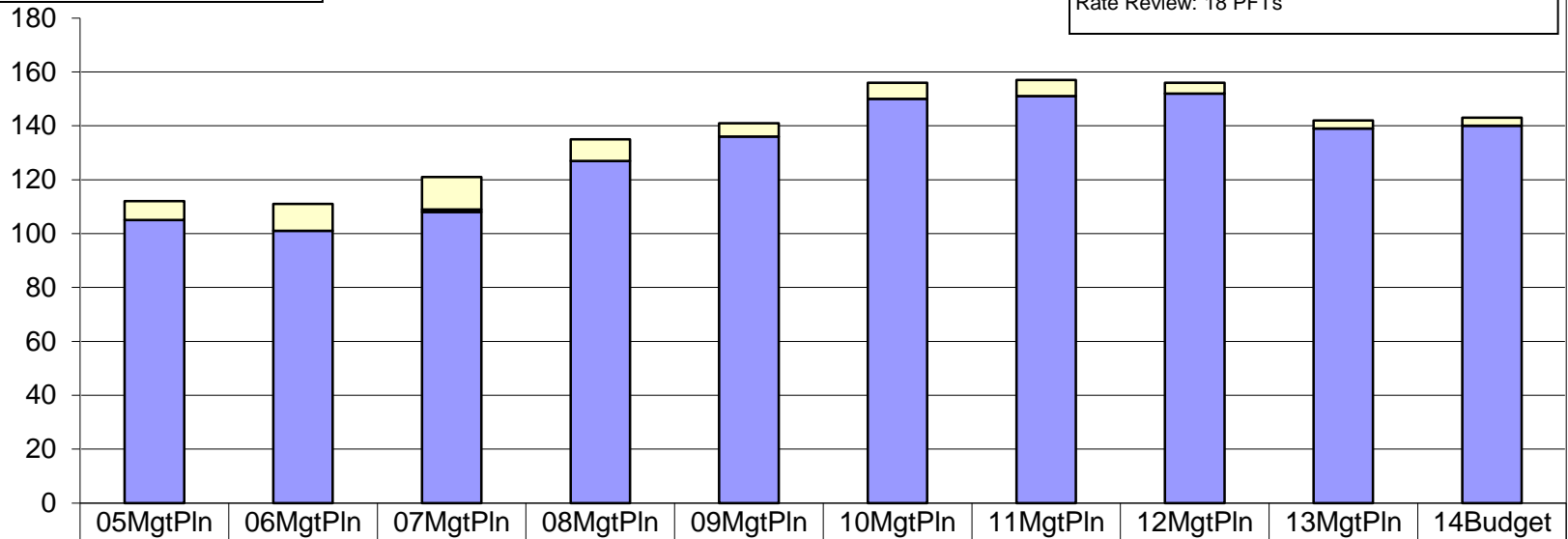
Health Facilities Licensing & Certification: 14 PFTs

Residential Licensing: 31 PFTs

Medical Assistance Administration: 77 PFTs, 3

Temps

Rate Review: 18 PFTs



Temporary

Perm Part Time

Perm Full Time

7

10

12

8

5

6

6

4

3

3

0

0

1

0

0

0

0

0

0

0

105

101

108

127

136

150

151

152

139

140

Division of Health Care Services



Appropriation Decrease (05-14): -\$349.0 (-1.1%) -- An annual decrease of -0.1%

Health Care Services (All Funds) (\$ Thousands)

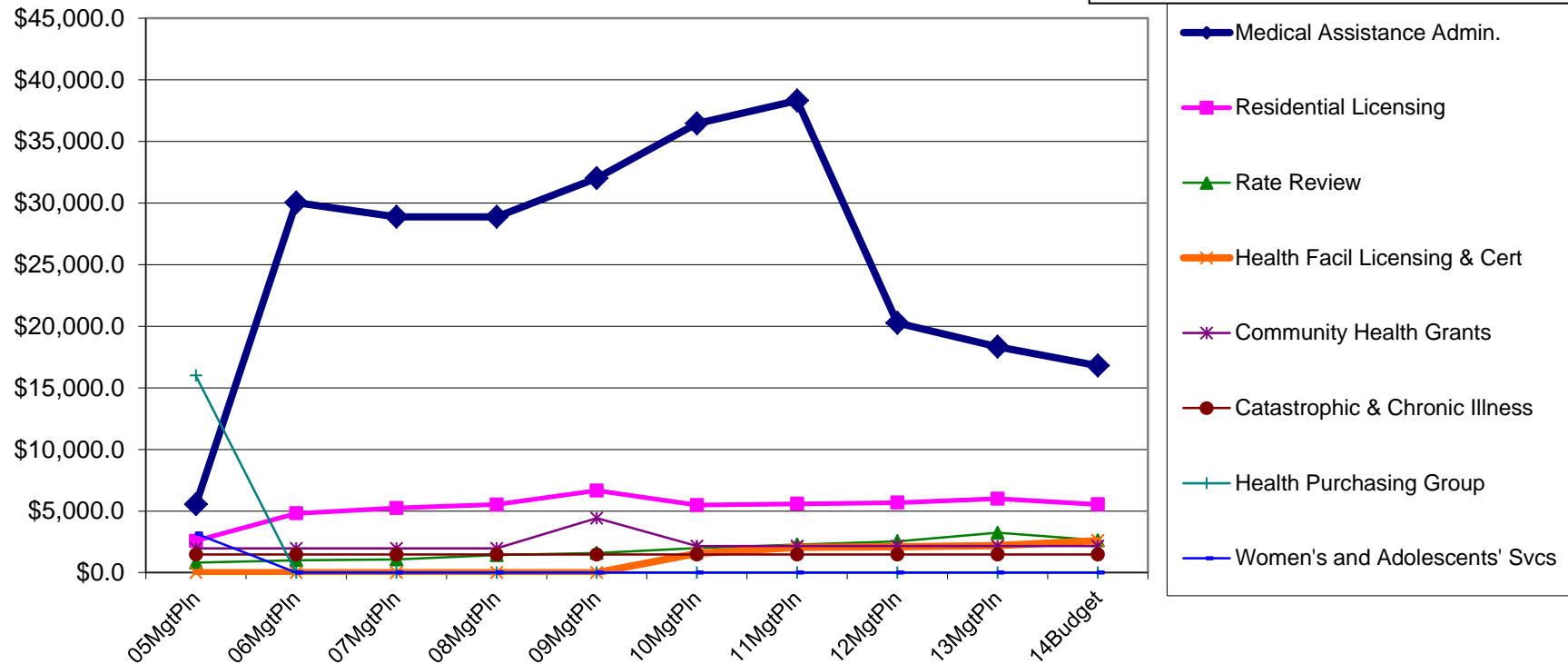
Total FY14 Budget: \$31.2 million

UGF: \$12,324.4

DGF: \$1,860.0

Other: \$5,053.4

Fed: \$11,932.2



Division of Health Care Services



Appropriation GF Increase (05-14): \$3.3 million (31%) -- An annual increase of 3%

Total FY14 GF Budget: \$14.2 million

UGF: \$12,324.4

DGF: \$1,860.0

Health Care Services (GF Only) (\$ Thousands)

Medical Assistance Admin: Up \$3.5m (211%)
Structure Changes account for major changes in FY06, FY10, and FY12.

--FY06:

--Transfer in of the Health Purchasing Group

--Transfer in \$2.9 m GF from Medicaid Svcs

--FY10: Transfer in of \$274.9 & 7pcns from DSS

--FY12: Transfer out \$5.9 million of Medicaid funding to HC Medicaid Services

Rate Review: GF is up by \$878.0 (218%):
FY08: \$142.5 for DSH Medicaid audits
FY11: \$187.5 for New Payment Rate System
FY13: \$320.0 for Rate Setting & Acuity Measurement Systems

Community Health Grants: Up 190.7 (9.7%)

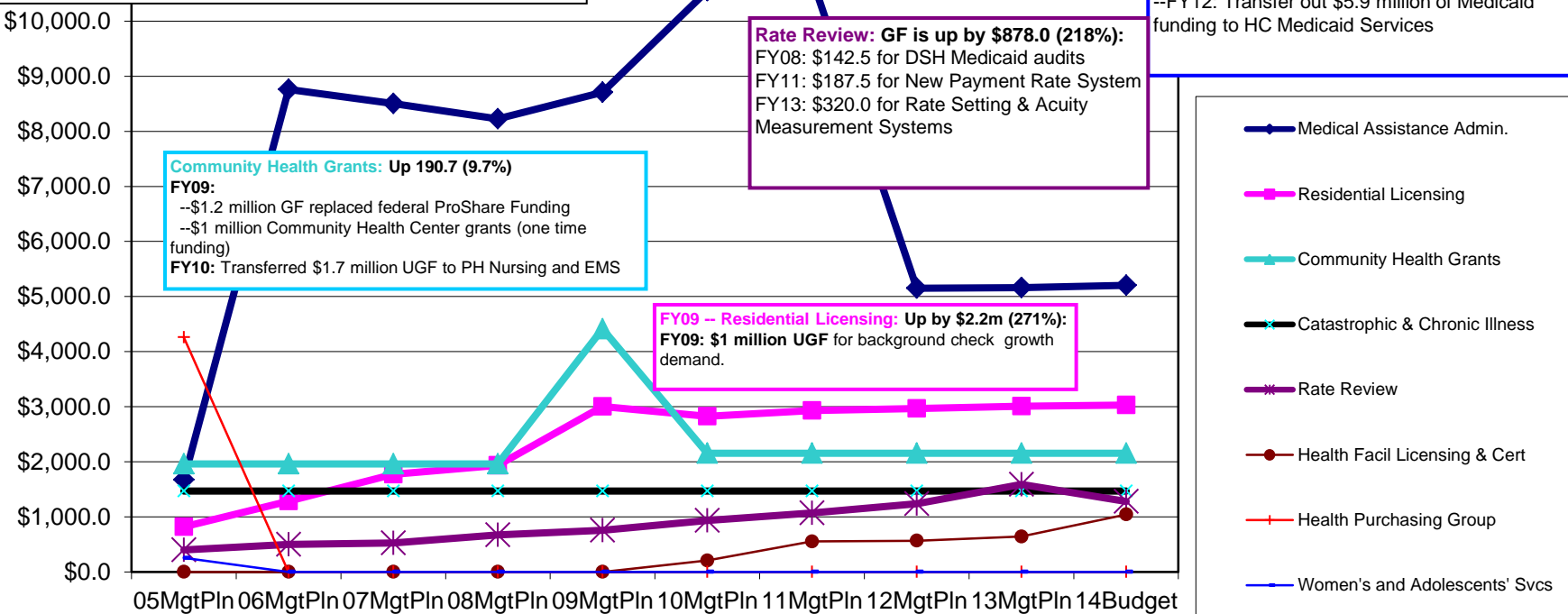
FY09:

--\$1.2 million GF replaced federal ProShare Funding

--\$1 million Community Health Center grants (one time funding)

FY10: Transferred \$1.7 million UGF to PH Nursing and EMS

FY09 -- Residential Licensing: Up by \$2.2m (271%):
FY09: \$1 million UGF for background check growth demand.

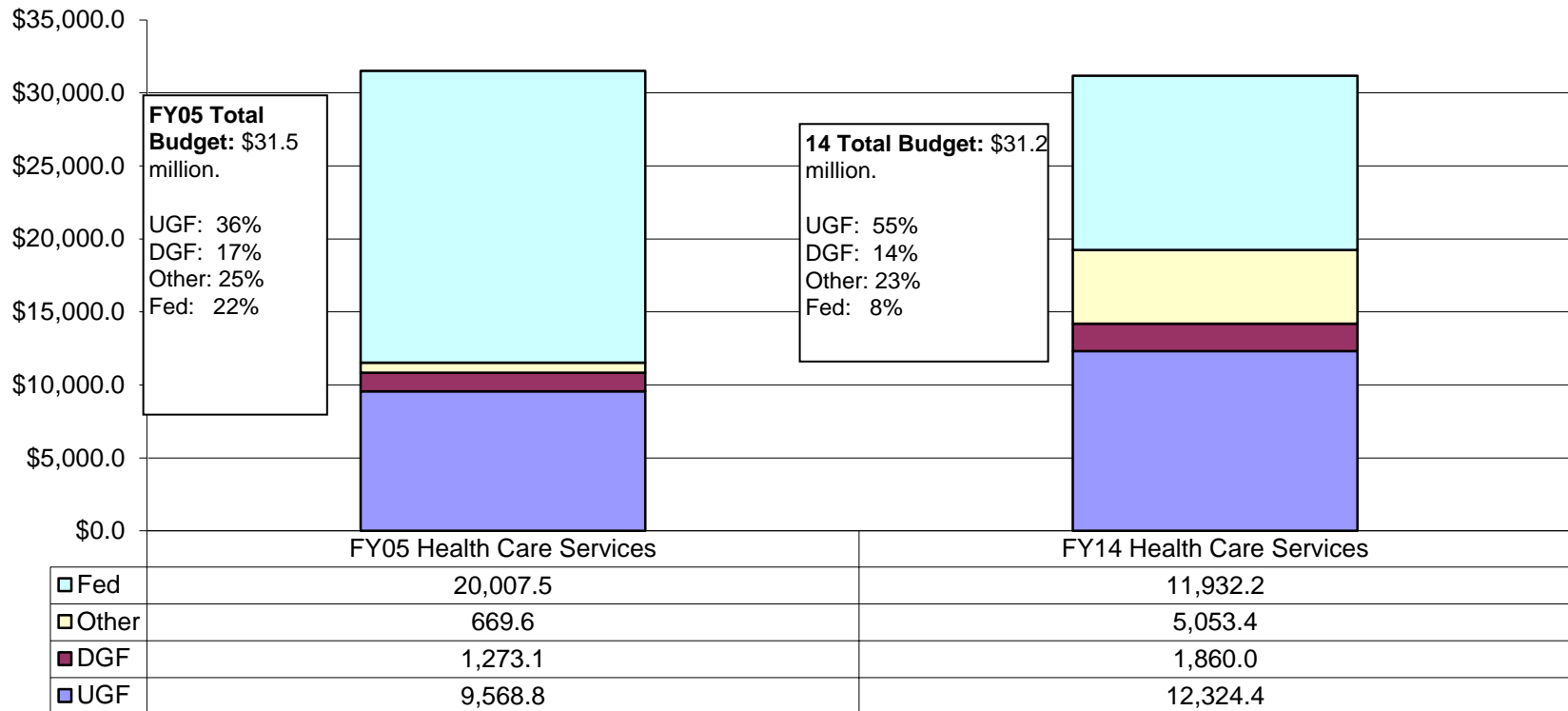


Division of Health Care Services



Appropriation Decrease (05-14): -\$349.0 (-1.1%) -- An annual increase of 5.8%

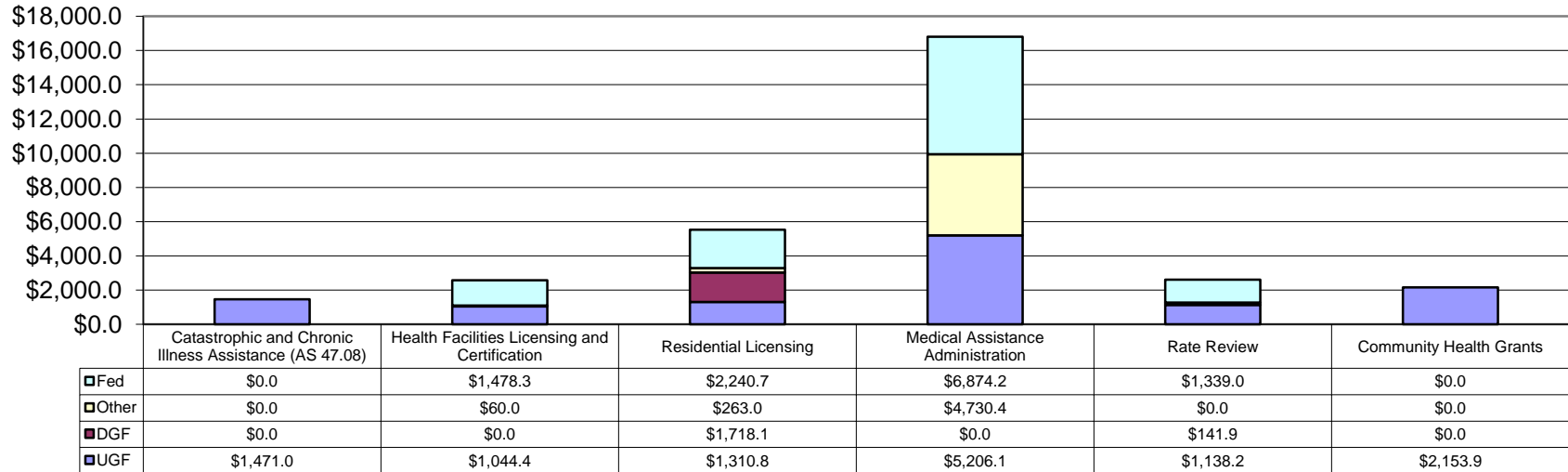
Health Care Services Appropriation (\$ Thousands)



Division of Health Care Services



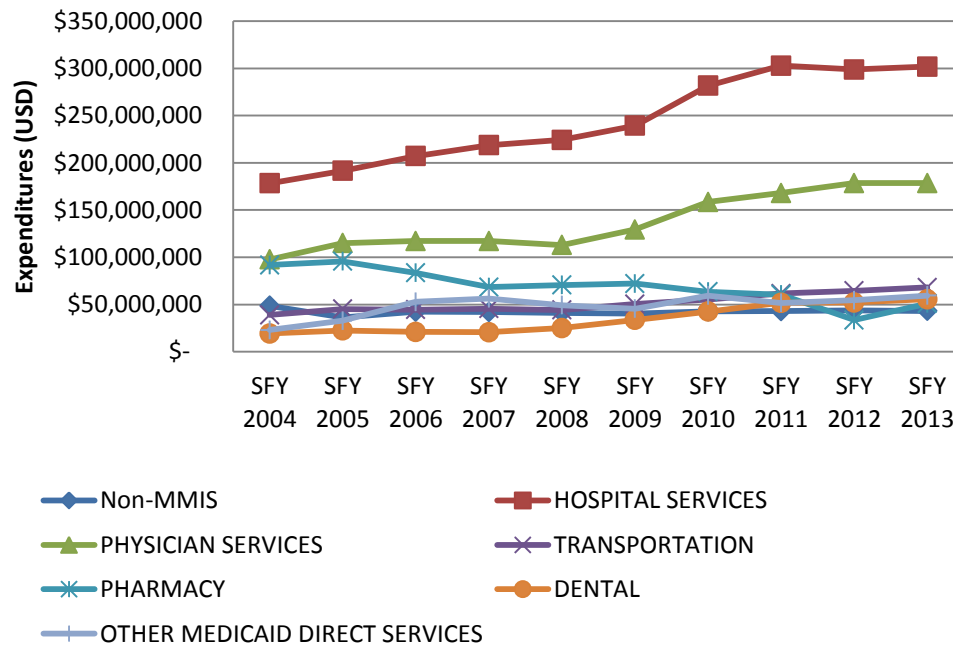
**Health Care Services Allocations
(\$ Thousands)**



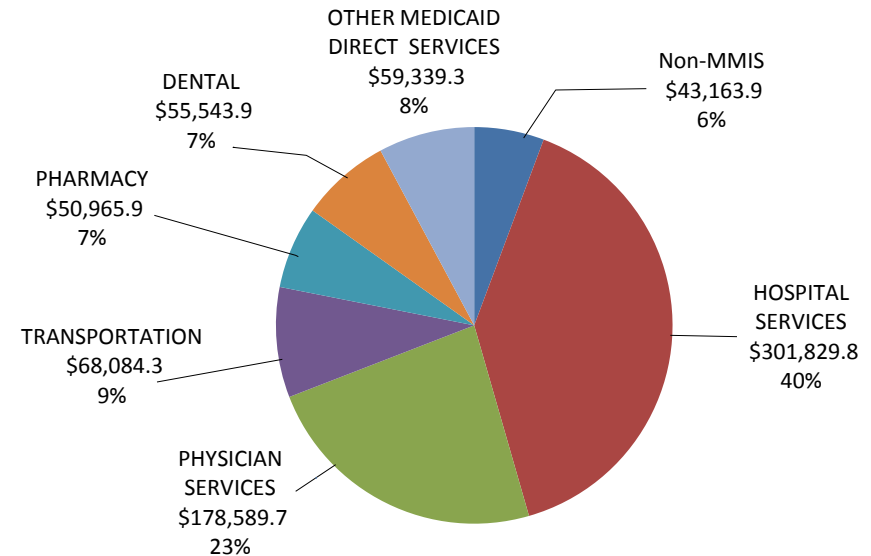
Division of Health Care Services



Health Care Services Medicaid SFY 2004-2013
Expenditures by Service Type



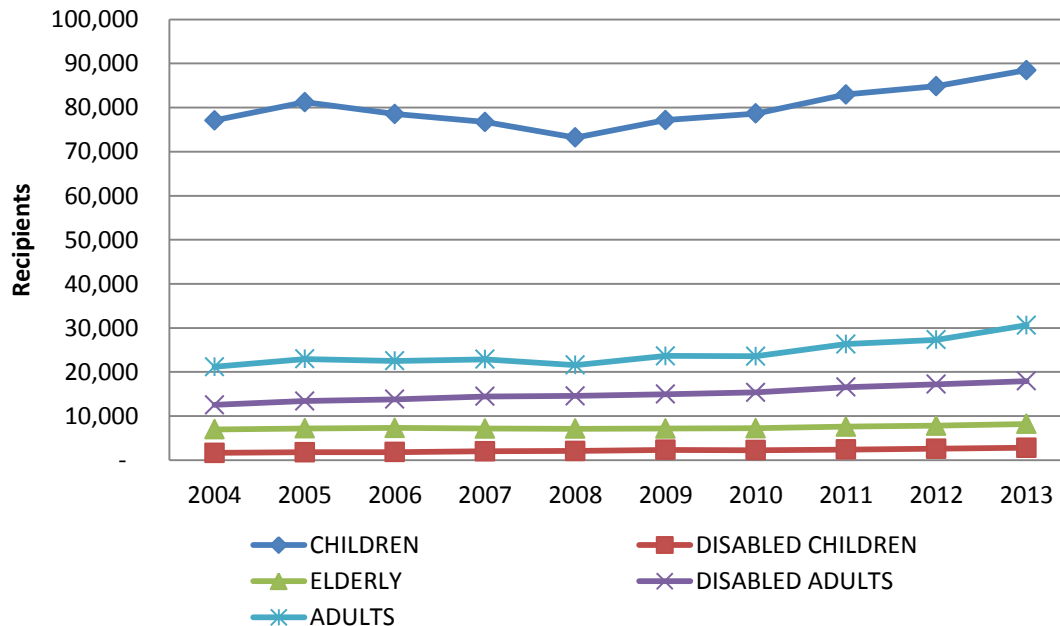
Health Care Services Medicaid FY 2013
Expenditures by Service Type (In Thousands)



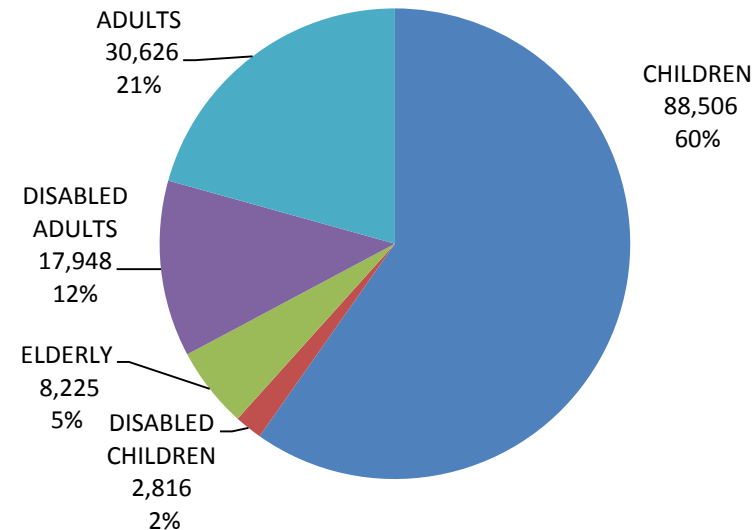
Division of Health Care Services



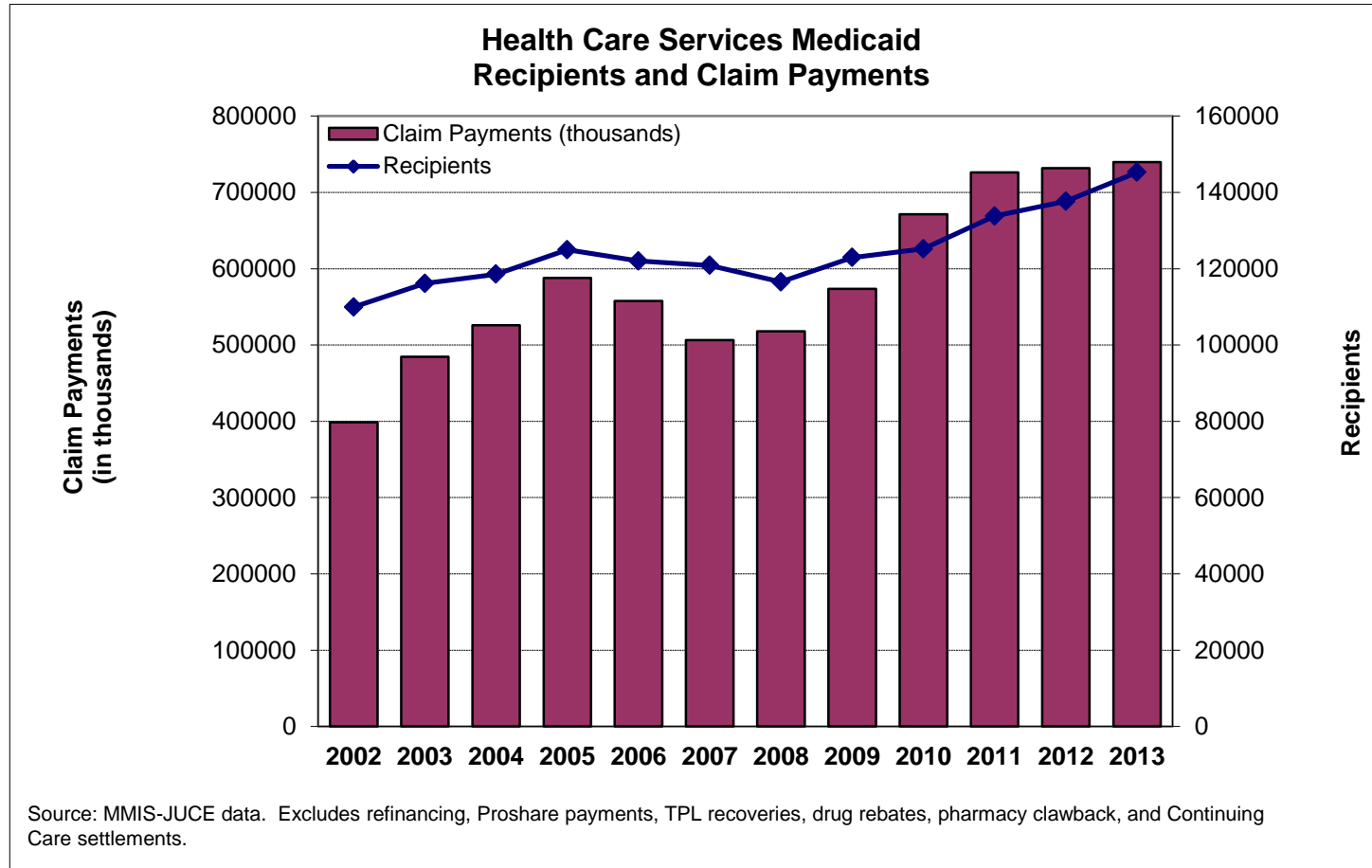
FY 2004-2013 Health Care Services Beneficiaries by Benefit Group



FY 2013 Health Care Services Medicaid Beneficiaries by Benefit Group



Division of Health Care Services





Adult Preventive Dental

Offers services for improvement of oral health and reduction in emergency dental services. Limited to \$1,150 per person per year.

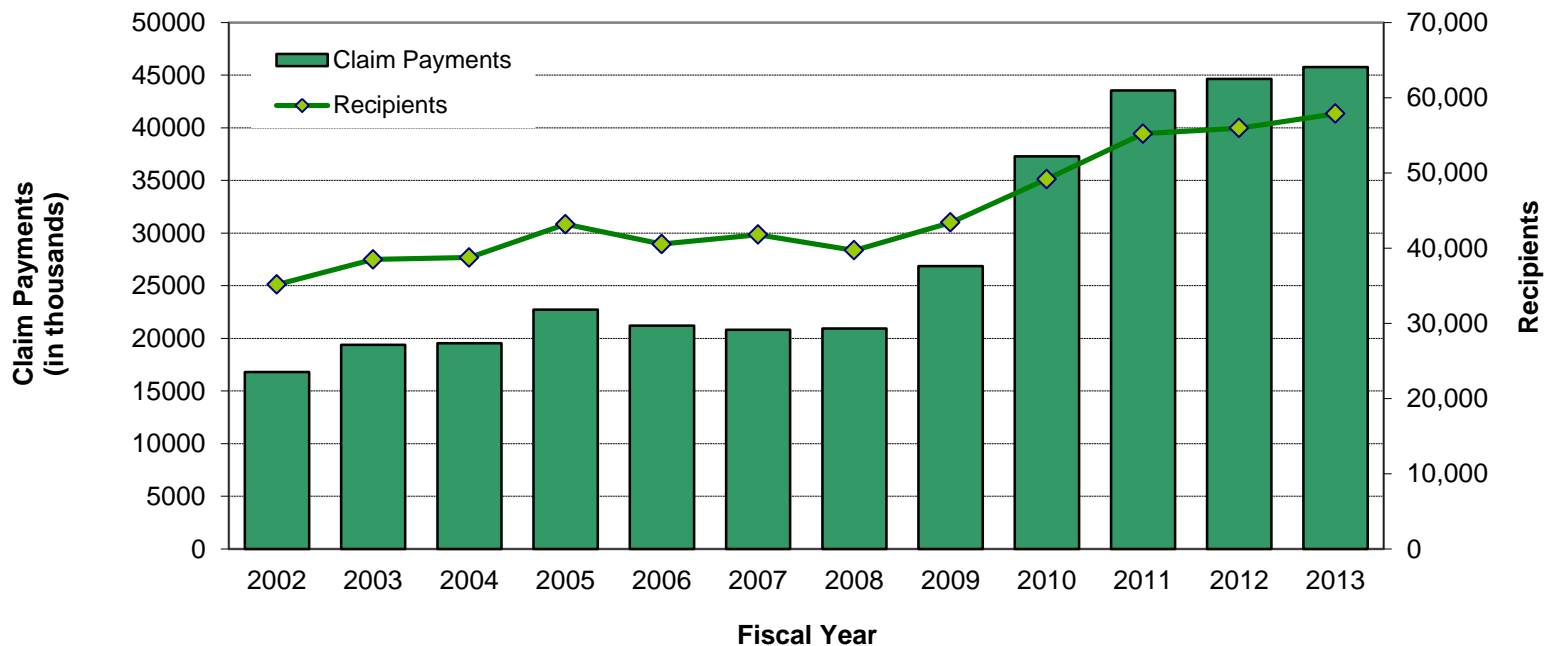
Covered Services:

- Restorative dental services
- Exams
- Cleaning
- Tooth restoration or extraction
- Dentures

Division of Health Care Services



**Dental Services
Health Care Services Medicaid
Recipients and Claim Payments**



Source: MMIS-JUCE. This dental category provides all dental services for children and only emergency dental services for adults. Adult preventative dental services are funded through a separate budget component.



Pharmacy

Manages the following provider types:

- Pharmacy
- Private duty nursing
- Hearing and audiology
- Home infusion therapy
- Respiratory Therapy
- Durable Medical Equipment



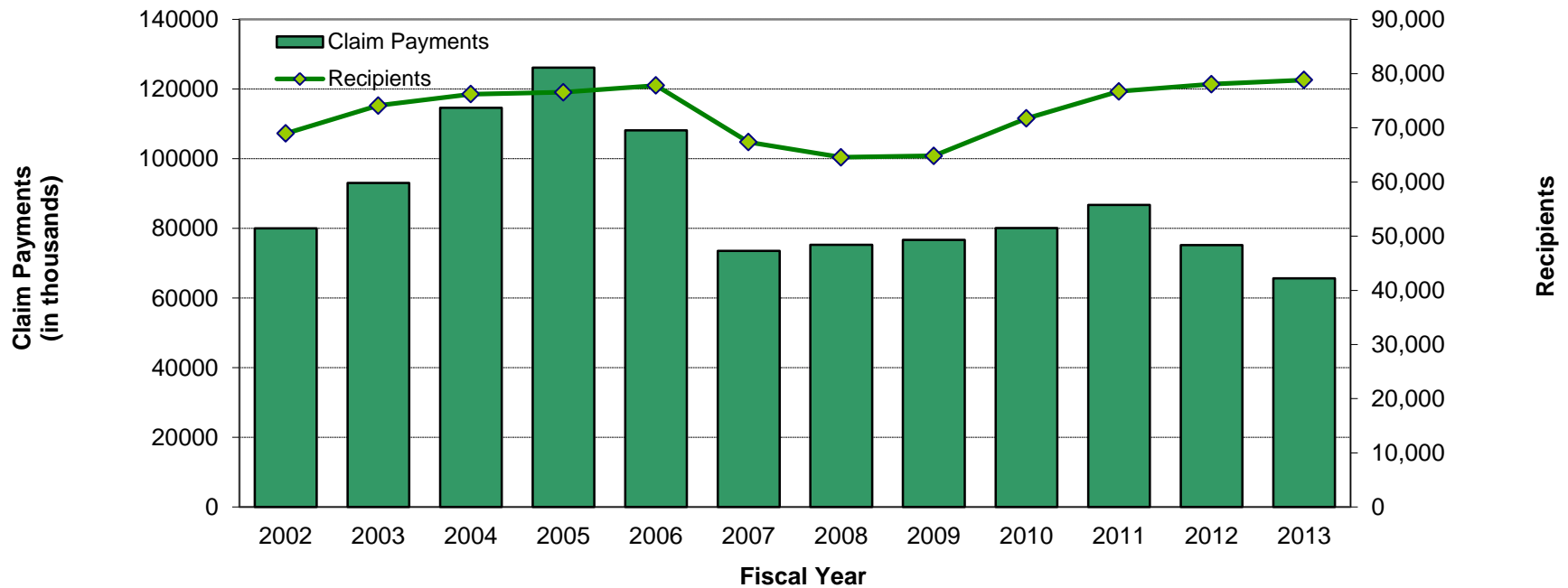
Pharmacy

- Preferred Drug List
- Drug Utilization Review Committee

Division of Health Care Services



**Pharmacy Services
Health Care Services Medicaid
Recipients and Claim Payments**



Source: MMIS-JUCE . Claim payments include drug rebates but exclude repayments to the federal government for Medicare Part D benefits utilized by Medicaid clients.



Residential Licensing

- Inspect adult and children's residential facilities
- Provides technical assistance to residential providers
- Receive and investigate complaints:
 - Physical abuse
 - Mental abuse
 - Sexual abuse
 - Financial exploitation
 - Safety/sanitation concerns
- Background Check Program

Division of Health Care Services



Residential Licensing oversees, inspects, and conducts investigations of licensed assisted living homes, residential child care facilities, and children's residential psychiatric treatment facilities in the State of Alaska.

At the end of FY 2013 there were 641 assisted living homes, 50 residential child care facilities, and 7 children's residential psychiatric treatment facilities licensed in the state.



Health Facilities Licensing and Certification

- Performs certification functions
- Conducts initial surveys
- Periodic resurveys
- Complaint surveys
- 17 different categories of health providers



Sequestration

- \$55,186 in federal cuts
- Ended up with approx. \$182,000 Federal increase

Division of Health Care Services



Major Accomplishments in FY2013

HEALTH CARE ACCESS, DELIVERY, AND VALUE

Completed Cost of Dispensing Survey

Reenrollment of approx. 9,000 providers

Completed 14 new provider manuals

Imaging Prior Authorizations



Division of Health Care Services



Major Accomplishments in FY2013

Pain Management Contract

National Correct Coding Initiative (NCCI)

Health Facilities Licensing and Certification completed 74 full surveys.

Residential Licensing implemented electronic licensing files.

Streamlined background checks and variances.





Division Challenges

Medicaid Management Information System

The engine that processes claims for the Medicaid program

- Development and implementation timeline.
- In Fy13 processed 189,759 claims per week in 25 year old system.
- Currently processes 59,752 claims per week in 2 month old system.

Division of Health Care Services



Division Challenges

October 2013 implementation of Alaska Medicaid Health Enterprise:

- Defects in Enterprise source code
- Service Authorizations/Travel Authorizations
- System fixes needed

Xerox describes Alaska Medicaid Health Enterprise System:

- Sophisticated, web-enabled solution for administering all Medicaid programs
- Available to providers and recipients participating in medical assistance programs.
- Ability to access system through a user-friendly web portal.

Division of Health Care Services



*Thank
You*